

UN-REDD
PROGRAMME



National Programme Semi-Annual Report Template

UN-REDD Programme

30th June 2012

Semi-Annual Report Template for the UN-REDD National Programmes

The *Semi-Annual Report* for the National Programmes, for each six months period ending 30 June (1 January-30 June), should be submitted to the UN-REDD Programme Secretariat as per the deadline agreed between the three participating UN Organizations and the MPTF Office. Prior to submitting the report to the UN-REDD Programme Secretariat (un-redd@un-redd.org), the report should be co-signed by the selected focal point for each participating UN Organization, as well as the Government Counterpart. For more background information, roles and responsibilities please refer to the *UN-REDD Planning, Monitoring and Reporting Framework Document*.

The National Programme semi-annual report draws information from standard management tools (financial and technical) at the programme and national level to minimize the workload for programme teams. The report is divided into four sections: 1) National Programme Status, 2) National Programme Progress, 3) Government Counterpart Information, and 4) Other stakeholders (non-government) information.

The participating UN Organizations are responsible for filling out sections 1 and 2, the Government counterpart will be requested to fill out section 3 and the other relevant non-governmental stakeholders will be requested to fill out section 4.

1. National Programme Status

1.1 National Programme Identification

Please identify the National Programme by completing the information requested below. The Government Counterpart and the designated National Programme focal points of the participating UN organisations will also provide their electronic signature below, prior to submission to the UN-REDD Programme Secretariat.

Country: Republic of Zambia

Title of programme: UN-REDD Programme – Zambia quick start initiative

Date of signature¹: 26th September 2010

Date of first transfer of funds²: 22nd October 2010

End date according to National Programme

Document: August 2013





No-cost extension requested³: No

Implementing partners⁴:

Forestry Department of the Ministry of Lands, Natural Resources and Environmental Protection

The financial information reported should include indirect costs, M&E and other associated costs.

Financial Summary (USD) ⁵			
UN Agency	Approved Programme Budget ⁶	Amount transferred ⁷	Cummulative Expenditures up to 30 June 2012 ⁸
FAO	2,180,000	900,192	772,259
UNDP	1,995,000	664,996	450,671
UNEP	315,000	120,005	0
Total	4,490,000	1,685,193	1,222,930

Electronic signatures by the designated UN organization ⁹			Electronic signature by the Government Counterpart
FAO	UNDP	UNEP	
			
Type the date and name of signatories in full:			
12/10/12			

¹ Last signature on the National Programme Document

² As reflected on the MPTF Office Gateway <http://mptf.undp.org>

³ If yes, please provide new end date

⁴ Those organizations either sub-contracted by the Project Management Unit or those organizations officially identified in the National Programme Document as responsible for implementing a defined aspect of the project. Do not include the participating UN Organizations unless Direct Implementation Modality (DIM) is being applied.

⁵ Use Anglophone standards for all figures

⁶ The total budget for the entire duration of the Programme, as specified in the signed Submission Form and National Programme Document. This information is available on the MPTF Office GATEWAY: <http://mptf.undp.org>

⁷ Amount transferred to the participating UN Organization from the UN-REDD Multi-Partner Trust Fund. This information is available on the MPTF Office GATEWAY: <http://mptf.undp.org>

⁸ The sum of commitments and disbursement

⁹ Each UN organisation is to nominate one or more focal points to sign the report. Please refer to the UN-REDD Programme Planning, Monitoring and Reporting Framework document for further guidance

Expected Results (Outcome or Output)	Indicators	Baseline	Overall progress (Cumulative achievements)		Progress Against Annual Targets (Achievements gained in the reporting period)	
			Expected Targets (According to the National Programme Document)	Cumulative Progress Towards the Overall Target (Outcome or Output)	Expected Annual Target (According to the annual work plan)	Achievements of the Annual Target (Outcome or Output)
				<p>collaborating strongly.</p> <p>3. The National REDD+ Coordinator has attended the UN-REDD Policy Board meetings every half year.</p> <p>4. Several international-level specialised trainings served to enhance the capacities of national-level actors in REDD+.</p>	<p>Unit, Technical and thematic working groups will be assessed (audit)</p>	<p>Feb for AWP2012 approval and the first Technical committee meeting for Q1/2012 review 27th April 2012. Stakeholder orientation has been out in place and key stakeholders have been participating into AWP consultation (12.1.2012 in Lusaka) and the review meetings mentioned above.</p> <p>4. The National REDD+ Team took part in REDD+ University in Nigeria in March 2012. Zambia shared lessons on MRV approach, stakeholder engagement and others studies carried out.</p> <p>5. UN-REDD UNDP activities were audited in February 2012.</p>
Output 1.2. National REDD+ Readiness process integrated into the national development planning process.	1.2.1 UN-REDD Readiness Process integrated into the National Climate Change Strategic Frame work and national development plans	'1 No	'1 Yes	N/A: This output will be addressed once the REDD+ readiness process is more solidly on track.	Consultative meetings with relevant institutions will take place and agreed framework with relevant institutions will be achieved.	A national, high-level <i>green development</i> dialogue was conducted. Further work planned for Q4/2012
Output 1.3. Communication and advocacy strategy as input in overall	1.3.1 REDD+ Communication Strategy developed. 1.3.2 Climate Change Communication			A stakeholder Assessment and Engagement Plan (under Outcome 2) has been conducted, and it will definitively become the basis of the development of the Communication and Advocacy Strategy. The mentioned assignment was		Stakeholder assessment and engagement plan has been finalized during the semester; work towards a Zambia REDD+ training manual has been launched.

Expected Results (Outcome or Output)	Indicators	Baseline	Overall progress (Cumulative achievements)		Progress Against Annual Targets (Achievements gained in the reporting period)	
			Expected Targets (According to the National Programme Document)	Cumulative Progress Towards the Overall Target (Outcome or Output)	Expected Annual Target (According to the annual work plan)	Achievements of the Annual Target (Outcome or Output)
climate change strategy developed and implemented.	and Advocacy Strategy with REDD readiness communication in place and implemented.			conducted in each of the 10 provinces of Zambia		
Output 1.4. Mapping and gap analysis of relevant initiatives undertaken.	1.4.1 Report on gaps, ongoing and planned initiatives relevant to REDD+ available. 1.4.2 Lessons pertinent to implementing REDD+ shared.	No	Yes	A first study is being conducted on Best forest Practices relevant to REDD+ in Zambia (under outcome 4). The results of the study are still being discussed among stakeholders.	1. Ongoing relevant REDD+ activities will be identified and reviewed with key stakeholders. 2. The lessons learnt according to the communication and advocacy plan will be disseminated. (Awareness raising, Training and consensus building at Provincial, District and Community level)	Activity not yet started.
Outcome 2 Broad-based stakeholder support for REDD+ established.	- Information sharing and coordination platform between UN-REDD+ process and stakeholders (NGOs, Other government departments, private sector and bilateral partners) established.	No	Yes	The REDD+ Coordination Unit has been working with various stakeholders (including NGOs and the private sector) to enhance their understanding about REDD+ and contribution to the process of developing a national strategy. Various stakeholder Consultative meetings were held during the year. A REDD+ training workshop was held, becoming the first major, multi-stakeholder event for joint learning and dialogue around REDD+, including a solid representation of field practitioners from the provinces. In addition, the mentioned	1. Stakeholder engagement plan adopted with implementation to start in Q3/2012. 2. Strong stakeholder engagement and REDD+/Climate Change awareness raising is ongoing, including the creation of a network of provincial climate and REDD+ facilitators.	1. Stakeholder engagement is getting stronger as "provincial facilitation teams on climate change and REDD+" have been trained and established – the REDD+ trainers will conduct the trainings in their respective provinces.

Expected Results (Outcome or Output)	Indicators	Baseline	Overall progress (Cumulative achievements)		Progress Against Annual Targets (Achievements gained in the reporting period)	
			Expected Targets (According to the National Programme Document)	Cumulative Progress Towards the Overall Target (Outcome or Output)	Expected Annual Target (According to the annual work plan)	Achievements of the Annual Target (Outcome or Output)
Output 2.1. Stakeholders engagement process functioning.	2.1.1 Report on the review of the stakeholder engagement process (including gaps identified) is completed and disseminated. 2.1.2 UN-REDD+ stakeholder advisory group established and functional. 2.1.3 A framework and guideline for stakeholder engagement at national, provincial, district and community levels is in place. 2.1.4 Number of joint planning, consultative and review meetings held between UNREDD+ and stakeholders (Other)		<p>stakeholder assessment and engagement plan will provide guidance to advance towards the achievement of this outcome.</p> <p>1. "Stakeholder Assessments and Engagement Plan", with field surveys in each of the 10 provinces of Zambia was done in 2011 and the work is being finalized during 2012. The final document of Stakeholder assessment and engagement plan has not been officially published.</p> <p>2. The stakeholder advisory group was not established during the year as it was important to understand the roles and responsibilities of various stakeholders through the stakeholder assessment task (as above). The Advisory group will be established in collaboration with ILUA II Project in the first quarter of 2012.</p> <p>3. REDD+ orientations has been given to key stakeholders. After conducting the training of trainers workshop in June 2012 "provincial facilitation teams on climate change and REDD+" has been established in all 10 provinces. This training was continuation for a Stakeholder REDD+ orientation training workshop was conducted</p>	<p>1. Study of Stakeholder engagement and engagement plan will be finalized and published. Necessary support and resources for the development and implementation of the engagement process and strengthening existing platforms will be provided.</p> <p>2. The stakeholder advisory group to be established.</p> <p>3. Training of trainers in REDD+ at provincial and district level to be carried out.</p> <p>4. Training of stakeholder representatives including PDCC and DDCC in leadership skills (communications, negotiations) and REDD principles will be conducted.</p> <p>5. Production and distribution of communication material will be done.</p>	<p>1. The study of Stakeholder assessment and engagement plan is finalized and ready to be released. The activities indicated in the stakeholder engagement plan are ready to be implemented from mid-2012 (a review of progress and adjustments will be conducted in 2013).</p> <p>2. The stakeholder advisory group has not been officially established. Nevertheless key stakeholders identified are part of the Multi-Sectoral Technical committee and the Steering committee.</p> <p>3. Training of Trainers workshop was held in Kafue Gorge in June 2012. 3 participants (Agriculture, Forestry, NGO representatives) from each of the 10 provinces were actively taking part of the training and have created "provincial facilitation teams on climate change and REDD+" in their respective provinces. These facilitators will be provincial anchors on REDD+ issues and will provide provincial support to upcoming studies, awareness raising events etc. From this training 28% were women.</p> <p>4. "Provincial facilitation teams on climate change and REDD+" will</p>	

Expected Results (Outcome or Output)	Indicators	Baseline	Overall progress (Cumulative achievements)		Progress Against Annual Targets (Achievements gained in the reporting period)	
			Expected Targets (According to the National Programme Document)	Cumulative Progress Towards the Overall Target (Outcome or Output)	Expected Annual Target (According to the annual work plan)	Achievements of the Annual Target (Outcome or Output)
	<p>government departments, NGOs, Private Sector and bilateral partners) held.</p> <p>2.1.5 Number of civil society participants in joint planning, consultative, and review meetings.</p> <p>2.1.6 Proportion of female participants in stakeholder in joint planning, consultative and review meetings.</p>		<p>Expected Targets (According to the National Programme Document)</p>	<p>Cumulative Progress Towards the Overall Target (Outcome or Output)</p> <p>for raising awareness on REDD+ in June 2011. A total of 75 participants from various stakeholder groups attended the training. Out of these, half (36 participants) represented the 9 provinces.</p> <p>4. A number of civil society organization serving various stakeholders continued to attend the meetings organized by the REDD+ Coordination Unit. The civil societies that cover a wide range of specialization including land, environment and natural resource management, Gender, Youths, Media. A fluid communication and collaboration between non-governmental and governmental stakeholders around REDD+ has been crafted and to be enhanced due to the Stakeholder engagement plan.</p> <p>5. A Civil Society consultative meeting was held on the 5th October at Kingfisher Hotel, aiming at identifying civil society representatives to participate in the REDD+ readiness process. Civil Society have identified which institutions/representatives will form a core contact group with the UNREDD+ Programme.</p>	<p>Expected Annual Target (According to the annual work plan)</p>	<p>Achievements of the Annual Target (Outcome or Output)</p> <p>conduct the trainings in their respective provinces.</p> <p>5. Supporting training & communication materials will be done after the communication strategy is ready.</p>

Expected Results (Outcome or Output)	Indicators	Baseline	Overall progress (Cumulative achievements)		Progress Against Annual Targets (Achievements gained in the reporting period)	
			Expected Targets (According to the National Programme Document)	Cumulative Progress Towards the Overall Target (Outcome or Output)	Expected Annual Target (According to the annual work plan)	Achievements of the Annual Target (Outcome or Output)
Output 2.2. Conflict resolution mechanism reviewed.	2.2.1 Report on the review of existing conflict resolution mechanisms is completed and disseminated, and its recommendations implemented. 2.2.2 New conflict and arbitration mechanisms developed and in place.	No	Yes	Activity not yet started.	1. Current mechanisms and assess the potential options for REDD+ Zambia will be identified and assessed.	1. Activity not yet started; planned for Q4/2012.
Outcome 3: National governance framework and institutional capacities for the implementation of REDD+ strengthened.	Outcome 3: National governance framework and institutional capacities for the implementation of REDD+ strengthened			Activities not yet started.	Several preliminary studies will be conducted this year to serve the base for the REDD+ strategy in Zambia.	Activities not yet started.
Output 3.1. Institutional capacity to implement REDD+ framework developed.	3.1.1 Report on human and financial capacity needs to address longer term institutional requirements to implement REDD+			Activity not yet started.	1. Institutional capacity building needs assessment to be undertaken and capacity building plan developed 2. Immediate capacity building needs for REDD+ Readiness supported	1. Activity not yet started.

Expected Results (Outcome or Output)	Indicators	Baseline	Overall progress (Cumulative achievements)		Progress Against Annual Targets (Achievements gained in the reporting period)	
			Expected Targets (According to the National Programme Document)	Cumulative Progress Towards the Overall Target (Outcome or Output)	Expected Annual Target (According to the annual work plan)	Achievements of the Annual Target (Outcome or Output)
	<p>completed and disseminated.</p> <p>3.1.2 Partnership strategy to facilitate sourcing of additional financial resources for capacity building in place.</p> <p>3.1.3 Number of agreements and MOUs for accessing additional financial resources in place.</p> <p>3.1.4 Number of South_South cooperation learning tours</p>					
Output 3.2. National REDD+ Strategy process integrated into the national development planning process.	<p>3.2.1 National REDD+ Strategy developed through consultative process.</p> <p>3.2.2 % of districts with development plans that have integrated REDD+ readiness mechanisms.</p>			<p>FAO's Global UN-REDD team conducted a study 'Legal Preparedness for REDD+' in Zambia. The project aimed to identify legal challenges, gaps and needs for the implementation of REDD+ and make recommendations to help strengthen legal and institutional capacity in 3 REDD+ countries, where Zambia represented Africa. This study can be used as a baseline when assessing the needs of strengthening the legislative framework to facilitate</p>	<p>1. Roadmap and frame work (identify issues requiring indepth studies) for the strategy document to be developed.</p> <p>2. Integration planning process for REDD+ in provincial and district level supported</p> <p>3. Monitoring framework for governance, environment and social safe guards to REDD+ implementation developed.</p>	<p>1. ToR for the methodological approach for developing the national REDD+ Strategy have been thoroughly elaborated; activity ready for start in the second semester of 2012.</p>

Expected Results (Outcome or Output)	Indicators	Baseline	Overall progress (Cumulative achievements)		Progress Against Annual Targets (Achievements gained in the reporting period)	
			Expected Targets (According to the National Programme Document)	Cumulative Progress Towards the Overall Target (Outcome or Output)	Expected Annual Target (According to the annual work plan)	Achievements of the Annual Target (Outcome or Output)
	3.2.3 Monitoring framework for governance, social, economic and environmental impacts pertinent to REDD+ implementation is in place.			implementation of REDD+		
Out 3.3. Legislative framework to facilitate implementation of REDD+ strengthened.	3.3.1 Report on the review of existing legislation in terms of applicability and gaps in relation to REDD+ is available and its recommendations have been addressed. 3.3.2 Report on legal review to establish the ownership of carbon in different land tenure systems completed and disseminated. 3.3.3 Report on the appropriate regulatory process for			FAO's Global UN-REDD team conducted a study 'Legal Preparedness for REDD+' in Zambia. The project aimed to identify legal challenges, gaps and needs for the implementation of REDD+ and make recommendations to help strengthen legal and institutional capacity in 3 REDD+ countries, where Zambia represented Africa. This study can be used as a baseline when assessing the needs of strengthening the legislative framework to facilitate implementation of REDD+	1. The legal preparedness report for REDD+ for Zambia assessed and carbon ownership in the different land tenure and forest user systems identified.	1. Activity not yet started.

Expected Results (Outcome or Output)	Indicators	Baseline	Overall progress (Cumulative achievements)		Progress Against Annual Targets (Achievements gained in the reporting period)	
			Expected Targets (According to the National Programme Document)	Cumulative Progress Towards the Overall Target (Outcome or Output)	Expected Annual Target (According to the annual work plan)	Achievements of the Annual Target (Outcome or Output)
	<p>developing, managing and monitoring carbon trading agreements completed and disseminated.</p> <p>3.3.4 Report on necessary changes to policies and legislation for optimising REDD+ implementation completed and disseminated.</p> <p>3.3.5 Action plan for Legal changes required to channel REDD+ finances in place.</p> <p>3.3.6 Number of policies, laws, Acts and by-laws revised to incorporate REDD+ requirements.</p>					
Output 3.4. Mechanism to administrate and channel REDD+ finance established.	3.4.1 Report on options for channelling REDD+ finance, including the national budget and special fund			N/A - Activities postponed until the basis of REDD+ are unfolded.	<p>1. the current funding mechanisms within Zambia and compare with REDD+ initiatives internationally identified</p> <p>2. Guidelines for administration and channeling of REDD+</p>	<p>1. Activity not yet started.</p>

Expected Results (Outcome or Output)	Indicators	Baseline	Overall progress (Cumulative achievements)		Progress Against Annual Targets (Achievements gained in the reporting period)	
			Expected Targets (According to the National Programme Document)	Cumulative Progress Towards the Overall Target (Outcome or Output)	Expected Annual Target (According to the annual work plan)	Achievements of the Annual Target (Outcome or Output)
	<p>mechanisms completed and disseminated.</p> <p>3.4.2 Number of consultative meetings held</p> <p>3.4.3 System for managing REDD+ finance established.</p>				<p>finance developed.</p>	
Output 3.5. Benefit sharing model approved.	<p>3.5.1 Number of benefit distribution options and payment mechanisms assessed.</p> <p>3.5.2 Report on the assessment of different proposed benefit sharing approaches through demonstration projects completed and disseminated.</p> <p>3.5.3 Number of benefit/distribution options and payment mechanisms developed.</p> <p>3.5.4 Mechanisms for</p>			Idem as above	<p>1. The current benefit sharing mechanisms within Zambia and compare with REDD+ initiatives internationally identified.</p> <p>2. The form of benefits and the timing to be delivered through REDD+ identified</p> <p>3. Cost-benefit analysis of the proposed models including tax implications for all REDD+ beneficiaries undertaken.</p>	

Expected Results (Outcome or Output)	Indicators	Baseline	Overall progress (Cumulative achievements)		Progress Against Annual Targets (Achievements gained in the reporting period)	
			Expected Targets (According to the National Programme Document)	Cumulative Progress Towards the Overall Target (Outcome or Output)	Expected Annual Target (According to the annual work plan)	Achievements of the Annual Target (Outcome or Output)
	delivering REDD+ benefits determined through broad-based consultations with landowners and other stakeholders. 3.5.4 Report on tax implications for all REDD+ beneficiaries completed and implemented. 3.5.5 Criteria and guidelines for sharing the benefits for activities under the REDD+ mechanism are in place.					
Outcome 4: National REDD+ strategies identified.				A number of assessments, data collection and analytical work have started to provide the basis to identify the REDD+ strategic options.		
Outcome 4.1: Drivers of deforestation and forest degradation assessed	4.1.1. Review existing studies and undertake required additional analyses. 4.1.2. Identify	no	yes	ACT 4.1.1, and 4.1.2 Consultancy report under this activity has been completed, peer reviewed, and subject to a validation workshop (help jointly with the validation for stakeholder engagement at Tuskers Hotel in Kabwe on 20 th and 21 st February) in Q1. Reports have been	Annual Target achieved	Professional publication and policy brief for distribution to stakeholders in Q3/Q4, 2012, while further and in-depth work will be conducted to build on the preliminary study for drivers of deforestation.

Expected Results (Outcome or Output)	Indicators	Baseline	Overall progress (Cumulative achievements)		Progress Against Annual Targets (Achievements gained in the reporting period)	
			Expected Targets (According to the National Programme Document)	Cumulative Progress Towards the Overall Target (Outcome or Output)	Expected Annual Target (According to the annual work plan)	Achievements of the Annual Target (Outcome or Output)
	key national, provincial, district and community-level institutions/bodies responsible for addressing the drivers of deforestation and forest degradation.			<p>revised for stakeholder feedback.</p> <p>“Preliminary study on drivers of deforestation & potential for REDD+ in Zambia”</p> <p>A Policy Brief was created summarizing the most important outcomes</p> <p>Reports and Policy Briefs are currently being professionally published in Rome and will be distributed in Q3, 2012.</p> <p>However, international advisors and national team agreed on the need to further refine such output, and renewed and in-depth work is scheduled for the 2nd half of 2012.</p>		
Outcome 4.2: Candidate activities for REDD+ identified	4.2.1. Identify global best practices and benchmarking for forest management and REDD+ activities, and tailor practices to Zambian conditions to ensure suitable activities are identified.	no	yes	<p>ACT 4.2.1</p> <p>Consultancy report under this activities has been completed, peer reviewed, and subject to a validation workshop (help jointly with the validation for stakeholder engagement at Tuskers Hotel in Kabwe on 20th and 21st February) in Q1. Reports have been revised for stakeholder feedback.</p> <p>“Forest Management Practices with Potential for REDD+ in Zambia”</p> <p>A Policy Brief was created</p>	Annual Target achieved	Professional publication and policy brief for distribution to stakeholders in Q3 and Q4, 2012

Expected Results (Outcome or Output)	Indicators	Baseline	Overall progress (Cumulative achievements)		Progress Against Annual Targets (Achievements gained in the reporting period)	
			Expected Targets (According to the National Programme Document)	Cumulative Progress Towards the Overall Target (Outcome or Output) summarizing the most important outcomes	Expected Annual Target (According to the annual work plan)	Achievements of the Annual Target (Outcome or Output)
	<p>4.2.2. Identify and map multiple benefits of REDD+ implementation.</p> <p>4.2.3. Identify evidence-based alternative livelihood options under REDD+.</p> <p>4.2.4. Consult experts on the development of a framework addressing opportunity costs for key stakeholders as well as cost abatement curves and follow up actions</p> <p>4.2.5. Support the incorporation of relevant global level initiatives into the National REDD+ Strategy and national development planning</p>		<p>Expected Targets (According to the National Programme Document)</p>	<p>Cumulative Progress Towards the Overall Target (Outcome or Output) summarizing the most important outcomes</p> <p>Reports and Policy Briefs are currently being professionally published in Rome and will be distributed in Q3, 2012.</p> <p>ACT 4.2.2, 4.2.3, 4.2.4, 4.2.5 FAO is implementing these activities on behalf of UNEP</p> <p>TORs for consultants to complete this work are currently being advertised and the work will be completed during Q3 and Q4</p>	<p>Expected Annual Target (According to the annual work plan)</p>	<p>Achievements of the Annual Target (Outcome or Output)</p>

Expected Results (Outcome or Output)	Indicators	Baseline	Overall progress (Cumulative achievements)		Progress Against Annual Targets (Achievements gained in the reporting period)	
			Expected Targets (According to the National Programme Document)	Cumulative Progress Towards the Overall Target (Outcome or Output)	Expected Annual Target (According to the annual work plan)	Achievements of the Annual Target (Outcome or Output)
	process.					
Outcome 5: MRV capacity to implement REDD+ strengthened.						
5.1 REDD+ integrated with forestry inventory system (ILUA)	5.1.1. Provide full complementarity with the ILUA database and information system development. (Synchronise with ILUA)	No	Yes	ILUA and UN-REDD Programme worked jointly on various activities that are common or have common goals. Communication materials on MRV were prepared during the year and distributed during various meetings and functions. ACT 5.1 These activities are dependent on ILUA database creation, and have not been commenced. It is expected that the ILUA database will be constructed in Q3, at which point these activities can be commenced	Delay in activity due to delay in ILUA database creation	
5.2 Operational Forest Management institutionalized	5.1.3. Provide input for ILUA data management improvements. 5.2.1.1 Conduct needs assessment for the GIS unit at National and provincial level 5.2.1.2 Jointly	No	Yes	Some of the Coordination Unit offices were refurbished during year under review to accommodate the RS unit. A needs assessment for the establishment of a fully equipped GIS Unit at National and Provincial levels of Forestry Department in Zambia	Annual Target achieved; Operational GIS units placed in all 10 provinces of Zambia; 47 cross-sectoral technicians trained in GIS, MRV and GHG reporting	

Expected Results (Outcome or Output)	Indicators	Baseline	Overall progress (Cumulative achievements)		Progress Against Annual Targets (Achievements gained in the reporting period)	
			Expected Targets (According to the National Programme Document)	Cumulative Progress Towards the Overall Target (Outcome or Output)	Expected Annual Target (According to the annual work plan)	Achievements of the Annual Target (Outcome or Output)
	<p>Set up a permanent GIS Unit (National Monitoring System) with ILUA</p> <p>5.2.1.3 Procure infrastructure</p> <p>a. Software(ILUA and UN-REDD)</p> <p>5.2.1.4 Procure infrastructure</p> <p>b. Hardware(ILUA and UN-REDD)</p> <p>5.2.1.5 Support to GIS provincial centers</p> <p>5.2.1.6 Develop Training modules and manual</p> <p>5.2.1.7 Conduct Training for National and Provincial personnel- in GIS</p> <p>5.2.1.8 Conduct Training for National and</p>		<p>Expected Targets (According to the National Programme Document)</p>	<p>Cumulative Progress Towards the Overall Target (Outcome or Output)</p> <p>was carried out.</p> <p>The equipment (Computers, printers, scanners) and software (Arc GIS 9.3) that is required for the monitoring system to be fully operational. were identified and procurement included in the 2012 work plan.</p> <p>Staff capacities were also assessed and trainings to improve capacities included in the 2012 work plan.</p> <p>ACT 5.2.1</p> <p>Hardware (Desktop computers, scanner, plotter, printer) and Software (ArcGIS 10) for GIS units has been procured and installed in provincial GIS centers during Q2</p> <p>Letter of agreement for establishing permanent GIS units in each province completed as a basis for financial support to GIS centers</p> <p>Training modules for GIS training of provincial and Lusaka staff developed in collaboration with the Zambian National Remote Sensing Centre (NRSC) during Q1</p> <p>Training of 47 provincial and Lusaka based staff from various government departments and NGOs completed at the NRSC in two training blocks (12th</p>	<p>Expected Annual Target (According to the annual work plan)</p>	<p>Achievements of the Annual Target (Outcome or Output)</p>

Expected Results (Outcome or Output)	Indicators	Baseline	Overall progress (Cumulative achievements)		Progress Against Annual Targets (Achievements gained in the reporting period)	
			Expected Targets (According to the National Programme Document)	Cumulative Progress Towards the Overall Target (Outcome or Output) to 16 th and 19 th to 23 rd March	Expected Annual Target (According to the annual work plan)	Achievements of the Annual Target (Outcome or Output)
	<p>Provincial personnel - in MRV</p> <p>5.2.1.9 Training and work with INPE including training in Brazil for the forest monitoring system.</p> <p>5.2.2.1 Collection of all mapping data available in Zambia</p> <p>5.2.2.2 Preparation of all other land use related information identifying source and availability</p> <p>5.2.2.3 Linkage of the collected studies to ILUA</p> <p>5.2.2.4 Establishment of a centralised data base for all types of land use related</p>		<p>Expected Targets (According to the National Programme Document)</p>	<p>Cumulative Progress Towards the Overall Target (Outcome or Output) to 16th and 19th to 23rd March</p> <p>Follow up visit (for GIS training) to each Provincial GIS unit by NRSC after hardware deployment.</p> <p>Complete spatial datasets for Zambia were deployed to Provincial GIS units during hardware deployment</p> <p>Introduction to MRV provided at Tuskers Hotel in Kabwe on 20th February</p> <p>Full training in MRV was provided during the MRV and GHG workshop at Kafue Gorge Training Center from 28th to 30th May</p> <p>6 Staff from Forestry Department, Lands Department and NRSC trained in the implementation of the Brazilian Forest Monitoring System (TerraAmazon) at the National Institute for Space Research (INPE) in Belem, Brazil from 2nd to 13th April. The first week of training involved gaining a thorough understanding of the system, while the second week involved implementing the system for Zambian remote sensing data. The TerraAmazon will provide the basis for Zambia's Operational Forest Monitoring System.</p> <p>A trial of the TerraAmazon platform</p>	<p>Expected Annual Target (According to the annual work plan)</p>	<p>Achievements of the Annual Target (Outcome or Output)</p>

Expected Results (Outcome or Output)	Indicators	Baseline	Overall progress (Cumulative achievements)		Progress Against Annual Targets (Achievements gained in the reporting period)		
			Expected Targets (According to the National Programme Document)	Cumulative Progress Towards the Overall Target (Outcome or Output)	Expected Annual Target (According to the annual work plan)	Achievements of the Annual Target (Outcome or Output)	
	information (with ILUA) 5.2.3.1 Review available remote sensing data applicable to MRV and identify suitable data for preliminary MRV reporting 5.2.3.2 Purchase remote sensing data and integrate with geographically explicit database 5.2.3.Support ILUA develop an end-user interface for database management and queries.(ILUA AND UN-REDD) 5.2.5.1 Review forest carbon stock field measurements that can be integrated into ILUA II field		Expected Targets (According to the National Programme Document)	Cumulative Progress Towards the Overall Target (Outcome or Output)	Expected Annual Target (According to the annual work plan)	Achievements of the Annual Target (Outcome or Output)	
				will be undertaken in Q3 for Western Province ACT 5.2.2 GIS data for Zambia was compiled by the NRSC and was combined with spatial data available in the Forestry Department Complete spatial datasets for Zambia were deployed to Provincial GIS units during hardware deployment ACT 5.2.3 In consultation with INPE (in Belem, Brazil from 2 nd to 13 th April), historical and current remote sensing (RS) data applicable to MRV in Zambia was identified. In the Q2, identified RS data was acquired at Rome HQ (from 11 th to 14 th May) consisting of Landsat data coverages for Zambia for 1990, 1995, 2000, 2005, and 2010 ACT 5.2.4 activity dependent on ILUA database creation, and has not been commenced. It is expected that the ILUA database will be constructed in Q3, at which point this activity can be commenced ACT 5.2.5 Consultations on forest carbon stock			

Expected Results (Outcome or Output)	Indicators	Baseline	Overall progress (Cumulative achievements)		Progress Against Annual Targets (Achievements gained in the reporting period)	
			Expected Targets (According to the National Programme Document)	Cumulative Progress Towards the Overall Target (Outcome or Output)	Expected Annual Target (According to the annual work plan)	Achievements of the Annual Target (Outcome or Output)
	campaign 5.2.5.2 Integrate field measurements for carbon stocks in ILUA II, and update ILUA II field manuals 5.2.5.3 Participate in an ILUA II pilot measurement of plots near Lusaka to test field methodology 5.2.5.4 Participate in ILUA II training of field teams 5.2.6.1 Identify the GIS institutions in the region 5.2.6.2 Enter into agreements with identified GIS institutions		Expected Targets (According to the National Programme Document)	Cumulative Progress Towards the Overall Target (Outcome or Output)	Expected Annual Target (According to the annual work plan)	Achievements of the Annual Target (Outcome or Output)
			measurements that can be included in ILUA II were commenced in Q1 and were completed in Q2 A consultancy on soil organic carbon measurements for MRV in Zambia (integrated into ILUA II) was commenced during Q2, and will be completed during Q3 The UN-REDD team participated in a field visit to ILUA plots to assess the feasibility of ILUA II measurements Forest carbon stock measurements for above-ground, litter, coarse woody debris, and soil organic carbon have been included in ILUA II field measurements The UN-REDD team will participate in ILUA II training of field teams scheduled for Q3, 2012 ACT 5.2.6 Activity to be completed in Q3			
5.3: Green house gas emissions and removals from	5.3.1.1 Support REDD+ MRV operations including TA	No	Yes	ACT 5.3.1 MRV technical Advisor (Dr. Julian Fox) commenced on 23rd January 2012.	5.3.1 Annual Target achieved 5.3.2 Annual Target will be achieved (scheduled for Q3 and Q4, 2012)	

Expected Results (Outcome or Output)	Indicators	Baseline	Overall progress (Cumulative achievements)		Progress Against Annual Targets (Achievements gained in the reporting period)	
			Expected Targets (According to the National Programme Document)	Cumulative Progress Towards the Overall Target (Outcome or Output)	Expected Annual Target (According to the annual work plan)	Achievements of the Annual Target (Outcome or Output)
forest lands estimated and accurately reported	<p>5.3.1.2 Gap analysis + road map development for MRV</p> <p>5.3.1.3 Peer reviewing of the report/ inception meeting</p> <p>5.3.1.4 Validation workshop and submission of final report</p> <p>5.3.2.1 Develop tools for training (Manuals, slides, etc).</p> <p>5.3.2.2 Review of training modules</p> <p>5.3.2.3 Conduct training</p> <p>5.3.2.4 Hire consultant to assist Julian conduct the training</p> <p>5.3.3.1 Working</p>		<p>Expected Targets (According to the National Programme Document)</p>	<p>Cumulative Progress Towards the Overall Target (Outcome or Output)</p> <p>Two field vehicles (Land cruisers) acquired in Q1 and have been supporting field activities in Q2</p> <p>Construction of an MRV road map was commenced during the MRV and GHG workshop at Kafue Gorge Training Center from 28th to 30th May</p> <p>MRV road map will be completed in Q3</p> <p>ACT 5.3.2 Preparation of training materials and manual for Greenhouse Gas (GHG) Inventory training was completed in Q2</p> <p>Training in GHG was completed during Q2 at the GHG workshop at Kafue Gorge Training Center from 28th to 30th May</p> <p>A TOR for the development of a UNFCCC compliant GHG reporting system for forest lands is being advertised and will be completed during Q3 and Q4</p>	<p>Expected Annual Target (According to the annual work plan)</p>	<p>Achievements of the Annual Target (Outcome or Output)</p>

Expected Results (Outcome or Output)	Indicators	Baseline	Overall progress (Cumulative achievements)		Progress Against Annual Targets (Achievements gained in the reporting period)	
			Expected Targets (According to the National Programme Document)	Cumulative Progress Towards the Overall Target (Outcome or Output)	Expected Annual Target (According to the annual work plan)	Achievements of the Annual Target (Outcome or Output)
	group to review the TOR and potential approach for consultant					
Outcome 6: Assessment of REL and RL undertaken.						
Outcome 6.1: Historical rates of forest are and carbon stock changes reviewed	6.1.1 Report on historical forest area changes at national level developed 6.1.2 Historical greenhouse gas emissions and removal rates at national level assessed	No	Yes	ACT 6.1.1 and 6.1.2 Consultancy report for Zambian historical forest area change and historical GHG emissions completed and peer reviewed A study on Emission Factors is included in TORs which are being advertised A training workshop on Allometric relationships for Zambian forests will be undertaken during Q4 2014	Annual Target will be achieved (scheduled for Q3 and Q4, 2012)	
6.2 National circumstances assessed	6.2.1 The opportunity cost of land providing REDD+ benefits in relation to other land uses 6.2.2 National socio economic condition assessed	No	Yes	ACT 6.2.1 A TOR to determine the opportunity cost of REDD+ is being advertised and will be completed during Q3 and Q4 ACT 6.2.4 A TOR to determine the expected trends in forest areas changes is being advertised and will be completed during Q3 and Q4 ACT 6.2.5	Annual Target will be achieved (scheduled for Q3 and Q4, 2012)	

Expected Results (Outcome or Output)	Indicators	Baseline	Overall progress (Cumulative achievements)		Progress Against Annual Targets (Achievements gained in the reporting period)	
			Expected Targets (According to the National Programme Document)	Cumulative Progress Towards the Overall Target (Outcome or Output)	Expected Annual Target (According to the annual work plan)	Achievements of the Annual Target (Outcome or Output)
	<p>6.2.3 Needs and resources for sustainable development assessed</p> <p>6.2.4 Report on expected trends on forest area changes completed</p> <p>6.2.5 Assessment of economic data on other sectors relevant to deforestation completed</p> <p>6.2.6 The most threatened forests identified and mapped</p> <p>6.2.7 Other forest co benefits assessed and mapped</p>			<p>A TOR to collect economic data for REDD+ is being advertised and will be completed during Q3 and Q4</p> <p>ACT 6.2.6 and 6.2.7</p> <p>A TOR to map forest co-benefits associated with REDD+ is being advertised and will be completed during Q3 and Q4</p>		

1.3 Financial Information

In the table below, please provide up-to-date information on activities completed based on the Results Framework included in the signed National Programme Document; as well as financial data on planned, committed and disbursed funds. The table requests information on the cumulative financial progress of the National Programme implementation at the end of the reporting period (including all cumulative yearly disbursements). Please add additional rows as needed.

Definitions of financial categories:

- *Commitments:* Includes all amount committed to date. Commitment is the amount for which legally binding contracts have been signed and entered into the Agencies' financial systems, including multi-year commitments which may be disbursed in future years.
- *Disbursement:* Amount paid to a vendor or entity for goods received, work completed, and/or services rendered (does not include un-liquidated obligations)
- *Expenditures:* Total of commitments plus disbursements

PROGRAMME OUTCOME	UN ORGANISATION	IMPLEMENTATION PROGRESS			
		Amount Transferred by MPTF to Programme (A)	Commitments (B)	Disbursements (C)	Total Expenditures (D) B + C
Outcome 1. Capacity to manage REDD+ Readiness strengthened.	FAO	0	0	0	0
	UNDP	345,794	0	274,397	274,397
	UNEP	56,075	0	0	0
Sub-total		401,869	0	274,397	274,397
Outcome 2. Broad-based stakeholder support for REDD+ established.	FAO	0	0	0	0
	UNDP	112,149	0	176,274	176,274
	UNEP	0	0	0	0
Sub-total		112,149	0	176,274	176,274
Outcome 3. National governance framework and institutional capacities for the implementation of REDD+ strengthened.	FAO	0	0	0	0
	UNDP	163,550	0	0	0
	UNEP	0	0	0	0
Sub-total		163,550	0	0	0
Outcome 4. National REDD+ strategies identified.	FAO	72,151	0	120,043	120,043
	UNDP	0	0	0	0
	UNEP	56,080	0	0	0
Sub-total		128,231	0	120,043	120,043
Outcome 5. MRV capacity to implement REDD+ strengthened.	FAO	460,822	99,132	596,024	596,024
	UNDP	0	0	0	0
	UNEP	0	0	0	0
Sub-total		460,822	99,132	596,024	695,156

Outcome 6. Output. Assessment of Reference emission level (REL) and Reference level (RL)	FAO	304,206	0	56,192	56,192
	UNDP	0	0	0	0
	UNEP	0	0	0	0
Sub-total		304,206	0	56,192	56,192
Indirect support cost	FAO	63,013			
	UNDP	43,503			
	UNEP	7,850			
	FAO (Total):	900,192	99,132	772,259	772,259
	UNDP (Total):	664,996	0	450,671	450,671
	UNEP (Total):	120,005	0	0	0
	Grand TOTAL:	1,685,193	99,132	1,222,930	1,322,062

1.3.1 Co-financing

If additional resources (direct co-financing) are provided to the activities supported by the UN-REDD National Programme, please fill in the table below:

Sources of co-financing ¹⁰	Name of co-financer	Type of co-financing ¹¹	Amount (US\$)
N/A			

1.3.2 Additional finance for national REDD+ efforts catalyzed by the National Programme

Name of financer	Description	Amount (US\$)
N/A		

2. National Programme Progress

The questions in section two are intended to capture advancements and challenges that the National Programme has faced during the reporting period. It also aims to collect information on inter-agency coordination, ownership and development effectiveness, and communication. Please provide your answers after each question.

2.1 Narrative on Progress, Difficulties and Contingency Measures

The questions below ask for a brief narrative describing progress on the implementation of activities, generation of outputs and attainment of outcomes. It also asks for a description of internal and external challenges to National Programme implementation, as well as the contingency actions planned to overcome them.

2.1.1 Please provide a brief overall assessment of the extent to which the National Programme is progressing in relation to expected outcomes and outputs. Please provide examples if relevant (600 words).

According to the annual workplans 2011 and 2012, a national-level stakeholder engagement process has been put in place, as required in REDD+ processes and in climate-change endeavours, to ensure a more open and consultative engagement across ministries, local authorities, civil society forces and community representatives. The impact of REDD+ is optimal when decentralised capacities and participation is effective and engaged, and this is advancing tangibly. A number of trainings and dialogue events were supported through 2011-2012, as well as a stakeholder assessment & engagement plan; most recently, in 2012, the training of provincial officials and local practitioners has been initiated, crafting a set of 'provincial facilitation teams for climate change and REDD+' in each of the country's 10 provinces, allowing Zambia an innovative and pioneer decentralised approach to REDD+. These efforts are often difficult to grasp, but build crucial institutional and stakeholder-engagement dynamics.

Initial studies of 'Drivers for deforestation and forest degradation' as well as 'Sustainable forest management practices' have been conducted and finalised; they need further refinement and

¹⁰ Indicate if the source of co-financing is from: Bilateral aid agency, foundation, local government, national government, civil society organizations, other multilateral agency, private sector, or others.

¹¹ Indicate if co-financing is in-kind or cash.

accordingly new work streams are planned for the 2nd half of 2012. Further actions which were prioritized early and mid 2012 include also establishment and training of provincial teams for forest-climate governance and forest monitoring;

The new Minister of Lands, National Resources and Environmental Protection sees the need for REDD+ process to be broader and to engage in partnerships and facilitation of cross-sector dialogue with other key ministries (such as Agriculture, Roads, Mines and Energy, Local Government), including with private sector, so in the post-Rio+20 context such calls for cross-sector dialogue and cooperation for climate action will hopefully lead into more tangible actions.

Since early 2012, the regularly held quarterly review meetings have shown significant improvement in discussions on implementation actions and on monitoring progress, collectively reviewing gaps and the analysis provided, signifying an increased management and technical capacities of the national REDD+ team. This has been recognised by UN focals, who sit on these review meetings.

The UN Zambia team is jointly requesting a 2nd fund transfer of UN-REDD (in coherence with the anticipated needs and in alignment with the AWP-2012), which signals that delivery is moving ahead and that prospects are positive. This has been requested in June 2012 (including all clearances from the 3 UN agencies and UN-Zambia).

2.1.2 Please provide a brief overall assessment of any measures taken to ensure the sustainability of the National Programme results during the reporting period. Please provide examples if relevant. (250 words)

As mentioned, the national-level stakeholder engagement process has been put in place, as required in REDD+ processes and in climate-change endeavours, to ensure a more open and consultative engagement across ministries, local authorities, civil society forces and community representatives.

A number of trainings and dialogue events were supported through 2011-2012, as well as the training of provincial officials and local practitioners in broad REDD+ issues as well as on MRV in 2012, crafting a set of 'provincial facilitation teams for climate change and REDD+' in each of the country's 10 provinces, allowing Zambia an innovative and pioneer decentralised approach to REDD+.

2.1.3 If there are difficulties in the implementation of the National Programme, what are the main causes of these difficulties? Please check the most suitable option.

- UN agency Coordination
- Coordination with Government
- Coordination within the Government
- Administrative (Procurement, etc) /Financial (management of funds, availability, budget revision, etc)
- Management: 1. Activity and output management
- Management: 2. Governance/Decision making (Programme Management Committee/National Steering Committee)
- Accountability
- Transparency
- National Programme design
- External to the National Programme (risks and assumptions, elections, natural disaster, social unrest)

2.1.4 If boxes are checked under 2.1.3, please briefly describe any current *internal* difficulties¹² the National Programme is facing in relation to the implementation of the activities outlined in the National Programme Document. (200 words)

¹² Difficulties confronted by the team directly involved in the implementation of the National Programme

One UN: Common principles and working procedures for participating U.N. agencies to Deliver as One have been clearly established by the UN Resident Coordinator and have improved substantially UN coordination compared to 2011. As UNEP is not present in the country, support from the other country offices (FAO, UNDP) in Zambia is required.

Coordination with and within the Government: Coordination and implementation management have improved compared to 2011, but further improvements are needed to speed up implementation and ensure coherence of interventions..

- 2.1.5** If boxes are checked under 2.1.3, please briefly describe any current *external* difficulties¹³ (not caused by the National Programme) that delay or impede the quality of implementation. (200 words)

N/A/

- 2.1.6** Please, briefly explain the actions that are or will be taken to eliminate or manage the difficulties (internal and external referred to in question 2.1.3 and 2.1.4) described in the previous sections. (250 words)

One UN: Common principles and working procedures for participating U.N. agencies to Deliver as One were clearly established by the UN Resident Coordinator, and have helped substantially this implementation and management aspect. The close work of UN officials with the national REDD+ team is also yielding results, and shall continue.

Coordination with and within the Government: The change in government and new leadership, also at Minister and Perm. Sec.levels was handled with a new round of briefings and familiarisation of the REDD programme and engendering new support for it, which is now achieved.

2.2 Inter-Agency Coordination

The aim of the questions below is to collect relevant information on how the National Programme is contributing to inter-agency work and “Delivering as One”.

- 2.2.1** Is the National Programme in coherence with the UN Country Programme or other donor assistance framework approved by the Government?

Yes No

If not, please explain:

- 2.2.2** What types of coordination mechanisms and decisions have been taken to ensure joint delivery? Please reflect on the questions above and add any other relevant comments and examples if you consider it necessary:

Quarterly review meetings are regularly held and their deliberations are of quality and affect positively coordination and management. The presence of a new international specialist (for MRV) and the recruitment and soon deployment of an international advisor are seen as crucial to further refine coordination.

- 2.2.3** Are the recommendations of the HACT assessment being applied in the implementation of the National Programme by the three participating UN organisation?

Yes No

If not, please explain, including which recommendations from the HACT assessment have or have not been applied:

2.3 Ownership¹⁴ and Development Effectiveness

¹³ Difficulties confronted by the team caused by factors outside of the National Programme

¹⁴ Ownership refers to countries exercising effective leadership over their REDD+ policies and strategies, and co-ordination

The questions below seeks to gather relevant information on how the National Programme is putting into practice the principles of aid effectiveness through strong national ownership, alignment and harmonization of procedures and mutual accountability.

2.3.1 Do government and other national implementation partners have ownership of the implementation of activities and the delivery of outputs?

No Some Yes

Please explain:

As also pointed regionally, a slow pace of delivery at the onset of climate and REDD+ programmes is seen across the region and also world-wide. REDD+ is a new topic, which requires both complex analysis and participatory consultations, and also entails a new set of cross sector capacities and change in mind-set that does not happen overnight. The investment in such significant transformations and shifting gear on old development practice requires time and patience if they are to truly be grounded and sustained.

The UN team in Zambia is has been fully engaged in each of the implementation steps, but recognized the ownership builds up until the base capacities and partnerships are in place. The UN combined team, and particularly UNDP and FAO, both in Zambia and at regional level, are very hands-on, engaging and supporting almost on a day-to-day basis with the Forestry Department.

There is need for expanding REDD+ work across sectors, ministries and civil society forces to achieve all intended outcomes of a REDD+ process. The REDD+ work remains still too restricted to the REDD+ team of the forestry ministry and selected civil society stakeholders.

2.3.2 Are the UN-REDD Programme's Guidelines for Stakeholder Engagement and Operational Guidance Engagement of Indigenous Peoples and Other Forest Dependent Communities been applied in the National Programme process?

No Partially Fully

Please explain, including if level of consultation varies between non-government stakeholders:

The guidelines were not available when the programme was designed, but now are considered a good guidance and used. The Trainers of REDD+ have been trained and informed to use both of the guidelines. The REDD+ Readiness process is kept very transparent by involving Civil Society in the decision making and review processes. The Guidelines will be implemented as the programme evolves.

2.3.3 What kind of decisions and activities are non-government stakeholders involved in?

Policy/decision making
 Management: Budget Procurement Service provision
 Other, please specify

Please explain, including if level of involvement varies between non-government stakeholders:

Trainings, policy dialogues, review of studies and the like are fully participatory. Programme management still can become more participatory (this is an area for improvement).

2.3.4 Based on your previous answers, briefly describe the current situation of the government and non-government stakeholders in relation to ownership and accountability¹⁵ of the National Programme. Please provide some examples.

The engagement will be stronger when the Stakeholder engagement plan will be fully implemented.

of actions.

¹⁵ Accountability: Acknowledgment and assumption of responsibility for actions, products, decisions, and policies and encompassing the obligation to report, explain and be answerable for resulting consequences.

3. Government Counterpart Information

The aim of this section is to allow the Government Counterpart to provide their assessment, as well as additional and complimentary information to Section 1-2 which are filled out by the three participating UN organizations.

Comments by the Government Counterpart:

Zambia REDD+ team applied measures and took actions resulting in improved delivery rates. Zambia progressed actively in key components of its National Programme, notably its monitoring and MRV system, as well as completing an assessment and plan for the engagement of stakeholders, and designing a set of crucial studies and tasks that are now being launched. Further, Zambia has established and trained a network of provincial REDD+ teams, composed by both governmental and non-governmental stakeholders, which aims at ensuring a local rooting of the REDD+ process.

4. Other stakeholders (non-government) Information

The aim of this section is to allow non-Government stakeholders to provide their assessment, as well as additional and complimentary information to Section 1-2 which are filled out by the three participating UN organizations. Please request a summary from existing stakeholder committees or platforms.

Comments by other stakeholders (non-government):