

UN-REDD PROGRAMME



National Programme Annual Report

NIGERIA

UN-REDD Programme

March 2013

1. National Programme Status

1.1 National Programme Identification

Please identify the National Programme by completing the information requested below. The Government Counterpart and the designated National Programme focal points of the Participating UN Organisations will also provide their electronic signature below, prior to submission to the UN-REDD Secretariat.





Country: FEDERAL REPUBLIC OF NIGERIA Title of programme: Nigeria REDD+ Readiness Programme	Date of signature ¹ : 6 th September 2012 Date of first transfer of funds ² : September 2012 End date according to National Programme Document: February 2015 No-cost extension requested ³ : -
---	--

Implementing partners⁴:

- Federal Ministry of Environment
- Forestry Commission, Cross River State

The financial information reported should include indirect costs, M&E and other associated costs.

Financial Summary (USD) ⁵			
UN Agency	Approved Programme Budget ⁶	Amount transferred ⁷	Cummulative Expenditures up to 31 December 2012 ⁸
FAO	1,130,990	1,130,990	-
UNDP	2,400,350	2,400,350	43,871.24
UNEP	468,660	468,660	-
Total	4,000,000	4,000,000	43,871.24

Electronic signatures by the designated UN organization ⁹			Electronic signature by the Government Counterpart
FAO	UNDP	UNEP	
 23/4/2013	 23/4/2013	 23/4/2013	 23/4/13
Type the date and name of signatories in full:			
FAO NIGERIA	COUNTRY DIRECTOR	UNEP, Nigeria	SALISU BAHIRU 23/4/13

¹ Last signature on the National Programme Document

² As reflected on the MPTF Office Gateway <http://mptf.undp.org>

³ If yes, please provide new end date

⁴ Those organizations either sub-contracted by the Project Management Unit or those organizations officially identified in the National Programme Document as responsible for implementing a defined aspect of the project. Do not include the participating UN Organizations unless Direct Implementation Modality (DIM) is being applied.

⁵ The information on expenditure is unofficial. Official, certified financial information is provided by the HQ of the Participating UN Organizations by 30 April and can be accessed on the MPTF Office GATEWAY (<http://mptf.undp.org/factsheet/fund/CCF00>)

⁶ The total budget for the entire duration of the Programme, as specified in the signed Submission Form and National Programme Document. This information is available on the MPTF Office GATEWAY: <http://mptf.undp.org>

⁷ Amount transferred to the participating UN Organization from the UN-REDD Multi-Partner Trust Fund. This information is available on the MPTF Office GATEWAY: <http://mptf.undp.org>

⁸ The sum of commitments and disbursement

⁹ Each UN organisation is to nominate one or more focal points to sign the report. Please refer to the UN-REDD Programme Planning, Monitoring and Reporting Framework document for further guidance

1.2 Monitoring Framework

The table below requests reporting on cumulative achievements (against the expected targets in the Monitoring Framework included in the National Programme Document) and achievements gained in the reporting period (against the expected targets in the annual work plan). If there is no data to be reported in the reporting period, please mark N/A. Please add additional rows as needed. For information on means of verification, responsibilities and risk and assumptions, please refer to the Monitoring Framework in the National Programme Document.

Expected Results (Outcome or Output)	Indicators	Baseline	Overall progress (Cumulative achievements)		Progress Against Annual Targets (Achievements gained in the reporting period)	
			Expected Targets (According to the National Programme Document)	Cumulative Progress Towards the Overall Target (Outcome or Output)	Expected Annual Target (According to the annual work plan)	Achievements of the Annual Target (Outcome or Output)
<p>Impact (Goal):</p> <p>To enable Nigeria to contribute to climate change mitigation through improved forest conservation and enhancing sustainable community livelihoods.</p> <p>Objective:</p> <p>To build the REDD+ mechanism in Nigeria, using Cross River State as a demonstration model</p>	<p>Level of investment in REDD+ in Nigeria</p> <p>Number of new states (after CRS) that are engaged in a REDD+ process (with stakeholders' awareness raised, and state REDD+ structures in place)</p>	<p>The present REDD+ readiness programme (US\$ 4 million, from UNREDD) is the only available funding for REDD+ at present in Nigeria.</p> <p>Only one state (CRS) is fully engaged in REDD+; a few other states have expressed interest but have made no institutional, cross stakeholder or policy efforts for a REDD+ process.</p>	<p>Nigeria, with CRS and other States, mobilize at least US\$ 20 million of additional REDD+ funding (i.e. 5 times more than what is mobilized with the current programme)</p> <p>At least 5 new states are formally engaged in a REDD+ process (with stakeholders' awareness raised, and state REDD+ coordination structures in place), using CRS's process as inspiration and model.</p>	<p>Nigeria is solidly engaging with FCPF for additional REDD+ readiness funding.</p> <p>The National REDD+ team continues in policy dialogue with new states that may join the REDD+ process; a preliminary identification of potential REDD+ states to follow the course of CRS is under elaboration.</p>	<p>Not/Applicable (N/A)</p> <p>Annual Work Plan was only available at the end of the reporting year.</p> <p>N/A</p> <p>(as per above)</p>	<p>N/A</p> <p>Annual Work Plan was only available at the end of the reporting year.</p> <p>N/A</p> <p>(as per above)</p>

Expected Results (Outcome or Output)	Indicators	Baseline	Overall progress (Cumulative achievements)		Progress Against Annual Targets (Achievements gained in the reporting period)	
			Expected Targets (According to the National Programme Document)	Cumulative Progress Towards the Overall Target (Outcome or Output)	Expected Annual Target (According to the annual work plan)	Achievements of the Annual Target (Outcome or Output)
Outcome 1. Improved institutional and technical capacity at the national level	Number of high-level and federal policies and planning processes changed due to the REDD+ analytical and dialogue work	The federal government of Nigeria is engaging in REDD+ as a gateway for promoting sustainable development and fostering a green economy, but few examples of a change of route exist	At least 4 new environmental, climate, agriculture and rural energy policy processes or strategies/plans are substantially reformed thanks to inputs from the national REDD+ process	N/A – the programme is just starting	N/A – the programme is just starting	N/A – the programme is just starting
Output 1.1: The REDD+ Secretariat is effective at coordinating REDD+ readiness nationwide	Increased legal mandate & institutional recognition of REDD+ in Nigeria	No official REDD+ legal endorsement or mandate, weak REDD+ structures	A Presidential Order on REDD+ is promulgated, by the implementation's midterm stage, endorsing the REDD+ process and its management structures.	The REDD+ management structures were well discussed in the last quarter of 2012, first during the Inception Workshop, then in subsequent exchanges. This crucial aspect of REDD+ readiness is well underway	Conduct the Inception Workshop Recruitment of key project staff	The inception workshop was held in Calabar between 30 th October and 1 st November 2012. The first Annual Work Plan and Budget (AWPB-2013) was not finalized until the very end of the reporting period. ToR for key project staff have been drafted.

Expected Results (Outcome or Output)	Indicators	Baseline	Overall progress (Cumulative achievements)		Progress Against Annual Targets (Achievements gained in the reporting period)	
			Expected Targets (According to the National Programme Document)	Cumulative Progress Towards the Overall Target (Outcome or Output)	Expected Annual Target (According to the annual work plan)	Achievements of the Annual Target (Outcome or Output)
1.2. Stakeholder engagement and public awareness on REDD+ enhanced	Federal multi-stakeholder REDD+ cluster (to sustain the REDD+ process at federal level)	The REDD+ constituency at federal level is relatively small, with minimal capacities and no regular stakeholder engagement structures in place.	A multi-stakeholder REDD+ cluster at federal level is created and fully functional by the implementation's mid-term, supporting regularly the national REDD+ process	N/A – the programme is just starting	N/A – the programme is just starting	N/A – the programme is just starting
1.3. Policy, legal and institutional arrangements for REDD+ established	Policy and legal context for a REDD+ mechanism	No policy or legal framework for text exists or has been assessed	Assessment of policy and legal needs for a REDD+ mechanism is conducted, including identification of new legal instruments and establishing clarity on carbon rights	N/A – the programme is just starting	N/A – not priority output	N/A – not priority output
1.4. Nigeria's international engagement on REDD+ enhanced	Task force for REDD+ negotiations	No task force for REDD+ negotiations; country has a limited number of officials that understand and follow REDD+ negotiations	A task force for REDD+ negotiations is created and is functional, participating actively in international meetings and providing leadership to ECOWAS and African delegations in UNFCCC matters	N/A – the programme is just starting	N/A – the programme is just starting	N/A – the programme is just starting
Outcome 2: Framework for REDD+ expansion across Nigeria prepared.	Endorsement of a preliminary national strategy on REDD+ across Nigeria's states	No strategy for REDD+ expansion in Nigeria available; no analysis of the options and viability of REDD+ across the different states	A first national strategy on REDD+ adopted by the federal government and stakeholders, providing specific analysis and guidance for new states to join REDD+	N/A – the programme is just starting	N/A – the programme is just starting	Federal Government is in dialogue with key states to potentially constitute the ones to follow the path of CRS in REDD+.

Expected Results (Outcome or Output)	Indicators	Baseline	Overall progress (Cumulative achievements)		Progress Against Annual Targets (Achievements gained in the reporting period)	
			Expected Targets (According to the National Programme Document)	Cumulative Progress Towards the Overall Target (Outcome or Output)	Expected Annual Target (According to the annual work plan)	Achievements of the Annual Target (Outcome or Output)
Output 2.1: National REDD+ challenges & potentials assessed	Nationwide assessment of deforestation drivers consulted and adopted	In-depth understanding of deforestation drivers across Nigeria is still weak or of insufficient depth as required for REDD+	A nationwide assessment of deforestation drivers is conducted, adopted at project mid-term	N/A – the programme is just starting	N/A – the programme is just starting	N/A – the programme is just starting
Output 2.2: National MRV framework designed	Good-quality GHG report submitted to the UNFCCC	0 months : No good-quality GHG reporting yet; paucity of data and lack of experience in reporting GHG to UNFCCC	Good-quality GHG report submitted to the UNFCCC	N/A – the programme is just starting	N/A – the programme is just starting	N/A – the programme is just starting
Output 2.3: A Preliminary National Strategy for expanding REDD+ across Nigeria's states built	Understanding of differential conditions, options & challenges for REDD+ among different states	No systematic analysis exists for REDD+ across Nigeria	Federal government has a comprehensive and differentiate understanding of REDD+ challenges, options and potential across the different regions and states of the country	N/A – the programme is just starting	N/A – the programme is just starting	Nigeria is engaging with FCPF and planning to draft a full R-PP that would allow to expand REDD+ across new states in Nigeria
Outcome 3: Institutional and technical capacity for REDD+ in Cross River State strengthened	CRS REDD+ Strategy elaborated in a participatory way and adopted by both governmental and non-governmental stakeholders	No CRS REDD+ Strategy; and no institutional and technical capacities are available at present to build such a strategy	CRS REDD+ Strategy is elaborated with in-depth technical analysis and in a participatory way, and adopted by both governmental and non-governmental stakeholders and recognized internationally as good practice	N/A – the programme is just starting	N/A – the programme is just starting	N/A – the programme is just starting

Expected Results (Outcome or Output)	Indicators	Baseline	Overall progress (Cumulative achievements)		Progress Against Annual Targets (Achievements gained in the reporting period)	
			Expected Targets (According to the National Programme Document)	Cumulative Progress Towards the Overall Target (Outcome or Output)	Expected Annual Target (According to the annual work plan)	Achievements of the Annual Target (Outcome or Output)
3.1. CRS REDD+ Unit fully functional and effective	Scope of REDD+ team in CRS	CRSFC has a REDD+ unit, but the team is reduced in size and skills	A team of REDD+ professionals is assembled and works in CRS by the end of the programme's implementation	N/A – the programme is just starting	Refurbishing of office space, And preparing team	Office being made ready. ToR for key, new recruitments have been prepared CRS FC is familiarized with UN operations for the implementation of the programme
3.2. CRS stakeholders, with emphasis on forest communities, trained & engaged on REDD+	Stakeholder engagement exchanges on REDD+ related issues involving community and local stakeholders	Few initiatives, dispersed, no guidelines and criteria for REDD+ pilots	Community and local stakeholders exchange and coordinate on a regular basis on their REDD+ initiatives and experimentations, with at least 3 annual forums by the end of the programme	N/A – the programme is just starting	N/A – the programme is just starting	UN-REDD guidelines for stakeholder engagement were further disseminated during the inception process, late 2012. The Participatory Governance Assessment for REDD+ (PGA/REDD+), funded initially from the SNA/GP (UNDP) is advancing.
3.3. CRS REDD+ Strategy is constructed	Assessments and Consultations conducted for constructing a REDD+ strategy	No assessments available (except a Preliminary Assessment prepared for the formulation of the current Programme); need of abundant and systematic consultations and field surveys for building the CRS REDD+ Strategy	A complete set of legal, technical and institutional assessments is conducted to inform the CRS REDD+ Strategy, and they are duly consulted in multi-stakeholder formats	N/A – the programme is just starting	N/A – the programme is just starting	N/A – the programme is just starting

Expected Results (Outcome or Output)	Indicators	Baseline	Overall progress (Cumulative achievements)		Progress Against Annual Targets (Achievements gained in the reporting period)	
			Expected Targets (According to the National Programme Document)	Cumulative Progress Towards the Overall Target (Outcome or Output)	Expected Annual Target (According to the annual work plan)	Achievements of the Annual Target (Outcome or Output)
Output 3.4: CRS Forest monitoring system operational	Forest Monitoring system for CRS	No forest monitoring system in place	CRS forests are well monitored via satellite and with community inputs (in time to trigger REDD+ phase 2)	N/A – the programme is just starting	Hire a national MRV advisor (to be supported by regular backstopping by FAO UN-REDD team) Support national MRV advisor through increased backstopping support from FAO UN-REDD team	TOR has been produced and position to be advertised as soon as Project Steering Committee approves 2013 Annual Work Plan
Outcome 4. REDD+ readiness demonstrated in Cross River State	Implementation of policies and measures to reduce deforestation	Cross River State is known for its environmental commitment, but no specific policies and measures (with associated monitoring of impacts) have been designed and implemented	A set of policies and measures to reduce deforestation are implemented, with associated (proxy) indicators for monitoring their deforestation reduction impact	N/A – the programme is just starting	N/A – the programme is just starting	N/A – the programme is just starting
4.1. REDD+ experimental initiatives in the state well coordinated & supported	Guidance for REDD+ pilots and initiatives	No technical guidance for REDD+ exists	A set of tools, criteria and procedures are established to frame and ensure coherence of REDD+ projects and initiatives across CRS	N/A – the programme is just starting	N/A – the programme is just starting	Engagement advancing for the 3 initial “pilots” in CRS, which will provide an experimental basis for REDD+
4.2. REDD+ investments enabled [REDD+ phase 2 triggered]	Finance mobilised for forest investments in CRS.	Minimal REDD+ finance available, forest investments hard to mobilise.	At least US\$ 15 million mobilised for forest investments & REDD+ phase 2 in CRS.	N/A – the programme is just starting	N/A – the programme is just starting	N/A – the programme is just starting
4.3. CRS established as a centre of	Visits of states across Nigeria to Cross River State	Cross River State is known for its environmental	At least 5 states across Nigeria visit dedicatedly CRS to learn about REDD+ and to	N/A – the programme is just starting	Collaborative map-based analyses involving Nigerian partners both building capacity and generating	The CRS Forestry Commission has participated in training and learning exchanges on

Expected Results (Outcome or Output)	Indicators	Baseline	Overall progress (Cumulative achievements)		Progress Against Annual Targets (Achievements gained in the reporting period)	
			Expected Targets (According to the National Programme Document)	Cumulative Progress Towards the Overall Target (Outcome or Output)	Expected Annual Target (According to the annual work plan)	Achievements of the Annual Target (Outcome or Output)
excellence & learning on REDD+	to learn from their REDD+ and climate policies and actions.	commitment, yet learning visits from other states have been minimal	enable REDD+ policies and actions		analyses on multiple benefits (and risks) from REDD+ implementation in CRS A workshop to raise awareness on multiple benefits and to explore the application of SEPC in developing CRS REDD+ strategy/work programme and identifying from this a set of priorities for multiple benefits analyses as well as monitoring needs (UNEP)	safeguards as well as on GIS and spatial analysis with other UN-REDD partner countries (events held at UNEP-WCMC in Cambridge, November 2012) A preliminary spatial analysis of the multiple benefits from the three REDD+ pilot projects in CRS was conducted 1 November (not funded by this NP, but by the UNEP 2012 SNA budget). Further a working group was formed in CRS in December to identify the direction of future mapped analysis, which will further strengthen the REDD+ planning process.

1.3 Financial Information

In the table below, please provide up-to-date information on activities completed based on the Results Framework included in the signed National Programme Document; as well as financial data on planned, committed and disbursed funds. The table requests information on the cumulative financial progress of the National Programme implementation at the end of the reporting period (including all cumulative yearly disbursements). Please add additional rows as needed.

Definitions of financial categories:

- **Commitments:** Includes all amount committed to date. Commitment is the amount for which legally binding contracts have been signed and entered into the Agencies' financial systems, including multi-year commitments which may be disbursed in future years.
- **Disbursement:** Amount paid to a vendor or entity for goods received, work completed, and/or services rendered (does not include un-liquidated obligations)
- **Expenditures:** Total of commitments plus disbursements

PROGRAMME OUTCOME	UN ORGANISATION	IMPLEMENTATION PROGRESS			
		Amount Transferred by MPTF to Programme (A)	Cumulative Expenditures up to 31 December 2012		
			Commitments (B)	Disbursements (C)	Total Expenditures (D) B+C
1.- Improved institutional and technical capacity at the national level	FAO	0	-	-	-
	UNDP	645,000	-	43,871.24	43,871.24
	UNEP	80,000	-	-	-
Sub-total		725,000	-	43,871.24	43,871.24
2.- Framework for REDD+ expansion across Nigeria prepared	FAO	395,000	-	-	-
	UNDP	90,000	-	-	-
	UNEP	0	-	-	-
Sub-total		485,000	-	-	-
3.- Institutional and technical capacity for REDD+ in Cross River State strengthened	FAO	662,000	-	-	-
	UNDP	953,318	-	-	-
	UNEP	0	-	-	-
Sub-total		1,615,318	-	-	-
4.- REDD+ readiness demonstrated in Cross River State	FAO	0	-	-	-
	UNDP	555,000	-	-	-
	UNEP	358,000	-	-	-
Sub-total		913,000	-	-	-
	FAO (Total):	1,130,990	-	-	-
	UNDP (Total):	2,400,350	-	43,871.24	43,871.24
	UNEP (Total):	468,660	-	-	-
	Grand TOTAL:	4,000,000	-	43,871.24	43,871.24

1.3.1 Co-financing

If additional resources (direct co-financing) are provided to activities supported by the UN-REDD National Programme, please fill in the table below:

Sources of co-financing ¹⁰	Name of co-financer	Type of co-financing ¹¹	Amount (US\$)
Multi-lateral	UN-REDD Support to National Action – Global Programme (UNEP)	In-kind and cash	13,582
Multi-lateral	UN-REDD Support to National Action – Global Programme (UNDP)	cash	75,000

1.3.2 Additional finance for national REDD+ efforts catalyzed by the National Programme

Name of financer	Description	Amount (US\$)

2. National Programme Progress

The questions in section two are intended to capture advancements and challenges that the National Programme has faced during the reporting period. It also aims to collect information on inter-agency coordination, ownership and development effectiveness, and communication. Please provide your answers after each question.

2.1 Narrative on Progress, Difficulties and Contingency Measures

The questions below ask for a brief narrative describing progress on the implementation of activities, generation of outputs and attainment of outcomes. It also asks for a description of internal and external challenges to National Programme implementation, as well as the contingency actions planned to overcome them.

2.1.1 Please provide a brief overall assessment of the extent to which the National Programme is progressing in relation to expected outcomes and outputs. Please provide examples if relevant (600 words).

The Nigeria UN-REDD national programme was signed in late August 2012, and funds disbursed in September 2012. The Inception Workshop, which is meant to set guidance and green light for implementation, was conducted in early November. Hence in 2012 the programme could not actually advance implementation.

The main activity was, as mentioned, the programme's Inception Workshop, which took place in Calabar in the end of October and early November, 2012. The objectives of the workshop, which were met, were as follows: (1) To discuss and ensure a common understanding on the Program's scope, objectives, activities, approach and expected impacts between the key governmental (Federal & CRS) and UN stakeholders, ensuring a good sequence for the implementation; (2) To refine and adopt the institutional and management arrangements to sustain the implementation of the program; (3) To provide core stakeholders with an opportunity to raise challenges and opportunities regarding the REDD+ process at the Federal and Cross River State levels, and on how to roll-out over new states interested in REDD+; (4) To review the national & international personnel to

¹⁰ Indicate if the source of co-financing is from: Bilateral aid agency, foundation, local government, national government, civil society organizations, other multilateral agency, private sector, or others.

¹¹ Indicate if co-financing is in-kind or cash.

support the Program's implementation, finalising ToR of the key recruitments in order to launch them; (5) To prepare a draft Work Plan and Budget for 2012-2013; and (6) To further the coordination of UN-REDD with new REDD+ funding opportunities (e.g. FCPF, environmental investment programmes, resource mobilisation efforts). These objectives were satisfactorily met, resulting in the production of a first-draft of Annual Work Plan (AWP) and Budget for 2013 and the drafting of terms of reference for the staff to be hired. The overall assessment of the reporting period is good.

The Participatory Governance Assessment (PGA) for REDD+, which was initiated earlier in the year in parallel – yet in synergy – with this programme, using UNDP GP/SNA funds, advanced in the last quarter of the year.

2.1.2 Please provide a brief overall assessment of any measures taken to ensure the sustainability of the National Programme results during the reporting period. Please provide examples if relevant. (250 words)

A coordination and planning focus of the inception process helped to fine tune the implementation of the programme, in which two different governmental structures are involved in equality.

2.1.3 If there are difficulties in the implementation of the National Programme, what are the main causes of these difficulties? Please check the most suitable option.

- UN agency Coordination
- Coordination with Government
- Coordination within the Government
- Administrative (Procurement, etc) /Financial (management of funds, availability, budget revision, etc)
- Management: 1. Activity and output management
- Management: 2. Governance/Decision making (Programme Management Committee/National Steering Committee)
- Accountability
- Transparency
- National Programme design
- External to the National Programme (risks and assumptions, elections, natural disaster, social unrest)

2.1.4 If boxes are checked under 2.1.3, please briefly describe any current *internal* difficulties¹² the National Programme is facing in relation to the implementation of the activities outlined in the National Programme Document. (200 words)

The procedures of the UN agencies are not sufficiently managed by the national agencies in charge of implementation, which results in delays. Furthermore, the programme steering committee needs to be convened for the first time, and their precise arrangements and functioning were only finalized towards the end of the reporting period.

2.1.5 If boxes are checked under 2.1.3, please briefly describe any current *external* difficulties¹³ (not caused by the National Programme) that delay or impede the quality of implementation. (200 words)

The Federal Ministry of the Environment has undergone an internal restructuring in late 2012 which have affected the location and functioning of the national REDD+ Secretariat – these have been settled at the beginning of 2013.

2.1.6 Please, briefly explain the actions that are or will be taken to eliminate or manage the difficulties (internal and external referred to in question 2.1.3 and 2.1.4) described in the previous sections. (250 words)

¹² Difficulties confronted by the team directly involved in the implementation of the National Programme

¹³ Difficulties confronted by the team caused by factors outside of the National Programme

Training of the REDD+ teams on UN procedures, recruitment of programme manager (international specialist) with supporting team, and convening the programme steering committee as soon as possible were identified as key measures for early 2013.

2.2 Inter-Agency Coordination

The aim of the questions below is to collect relevant information on how the National Programme is contributing to inter-agency work and “Delivering as One”.

2.2.1 Is the National Programme in coherence with the UN Country Programme or other donor assistance framework approved by the Government?

Yes No

If not, please explain:

2.2.2 What types of coordination mechanisms and decisions have been taken to ensure joint delivery? Please reflect on the questions above and add any other relevant comments and examples if you consider it necessary:

2.2.3 Are the recommendations of the HACT assessment being applied in the implementation of the National Programme by the three participating UN organisation?

Yes No

If not, please explain, including which recommendations from the HACT assessment have or have not been applied:

2.3 Ownership¹⁴ and Development Effectiveness

The questions below seeks to gather relevant information on how the National Programme is putting into practice the principles of aid effectiveness through strong national ownership, alignment and harmonization of procedures and mutual accountability.

2.3.1 Do government and other national implementation partners have ownership of the implementation of activities and the delivery of outputs?

No Some Yes

Please explain:

2.3.2 Are the UN-REDD Programme’s Guidelines for Stakeholder Engagement and Operational Guidance Engagement of Indigenous Peoples and Other Forest Dependent Communities been applied in the National Programme process?

No Partially Fully

Please explain, including if level of consultation varies between non-government stakeholders:

2.3.3 What kind of decisions and activities are non-government stakeholders involved in?

Policy/decision making
 Management: Budget Procurement Service provision
 Other, please specify

Please explain, including if level of involvement varies between non-government stakeholders:

2.3.4 Based on your previous answers, briefly describe the current situation of the government and non-government stakeholders in relation to ownership and accountability¹⁵ of the National Programme. Please provide some examples.

¹⁴ Ownership refers to countries exercising effective leadership over their REDD+ policies and strategies, and co-ordination of actions.

¹⁵ Accountability: Acknowledgment and assumption of responsibility for actions, products, decisions, and policies and encompassing the obligation to report, explain and be answerable for resulting consequences.

3. General Programme Indicators

This section aims to aggregate information on results for the six work areas of the UN-REDD Programme defined in the Programme's Strategy (2011-2015), delivered through the Global and National Programmes. Information is to be provided cumulatively. If the information requested is not available at this stage of Programme implementation, check the "does not apply" box.

3.3.1 Number of MRV and monitoring related focal personnel with increased capacities:

- Women Total No
 Men Total No

Comments: N/A as the programme is just starting.

3.3.2 Does the country have a functional MRV and monitoring system in place?

- Yes Partially No Not applicable at this stage

Comments:

3.3.3 Does the country have nationally owned governance indicators, developed through a participatory governance assessment?

- Yes Partially No Not applicable at this stage

Comments: A **Participatory Governance Assessment (PGA) for REDD+** is underway in Nigeria with a focus on Cross River State. This initiative started before the national programme was finalized and approved, and contributes to the national REDD+ process. Indicators are under participatory identification and selection (a key workshop was planned for, and conducted in January 2013).

3.3.4 Was a participatory governance assessment supported by the UN-REDD Programme and incorporated into the National REDD+ Strategy?

- Yes Partially No Not applicable at this stage

Comments, including if the assessment was supported by another initiative: Yes, it is ongoing.

3.3.5 Does the National REDD+ Strategy include anti-corruption measures, such as a code of conduct, conflict of interest prohibitions, links to existing anti-corruption frameworks, protection for whistleblowers or application of social standards?

- Yes Partially No Not applicable at this stage

Comments:

3.3.6 Number of Indigenous Peoples/civil society stakeholders represented in REDD+ decision making, strategy development and implementation of REDD+ at the national level:

- Women Total No.
 Men Total No.

Comments: N/A as the programme is just starting.

3.3.7 Number of consultation processes (Meetings, workshops etc.) underway for national readiness and REDD+ activities:

Total No.

Comments: N/A as the programme is just starting, but consultation has been a regular feature of REDD+ in Nigeria (e.g. a massively attended REDD+ university was conducted in March 2012)..

3.3.8 Grievance mechanism established in order to address grievances of people alleging an adverse effect related to the implementation of the UN-REDD national programme:

- Yes Partially No Not applicable at this stage

Comments:

3.3.9 Country has undertaken to operationalize Free Prior and Informed Consent for the implementation of readiness or REDD+ activities that impact Indigenous Peoples' and local communities' territories, resources, livelihoods and cultural identity:

Yes Partially No Not applicable at this stage

Comments:

3.3.10 Country applying safeguards for ecosystem services and livelihood risks and benefits:

Yes Partially No Not applicable at this stage

Comments:

3.3.11 Application of the UN-REDD Programme social principles and criteria:

Yes Partially No Not applicable at this stage

Comments:

3.3.12 REDD+ benefit distribution system contributes to inclusive development¹⁶, with specific reference to pro-poor¹⁷ policies and gender mainstreaming¹⁸:

Yes Partially No Not applicable at this stage

Comments:

3.3.13 Country adopting multiple benefit decision tool kit:

Yes Partially No Not applicable at this stage

Comments:

3.3.14 National or sub-national development strategies incorporate REDD+ based investments as means of transformation of relevant sectors¹⁹:

Yes Partially No Not applicable at this stage

Comments:

3.3.15 Investment agreements supported or influenced so that they take advantage of the REDD+ as a catalyst to a green economy:

Yes Partially No Not applicable at this stage

Comments:

¹⁶ Inclusive development is development that marginalized groups take part in and benefit from, regardless of their gender, ethnicity, age, sexual orientation, disability or poverty. Inclusive growth implies **participation** and **benefit-sharing**. On the one hand, it ensures that everyone can participate in the growth process, both in terms of decision-making for organizing the growth progression as well as in participating in the growth itself. On the other hand, it makes sure that everyone shares equitably the benefits of growth.

¹⁷ Pro-poor policies are those that directly target poor people (i.e. benefit the poor more than the non-poor), or that are more generally aimed at reducing poverty. There is also a general consensus that pro-poor policy processes are those that allow poor people to be directly involved in the policy process, or that by their nature and structure lead to pro-poor outcomes. For some, the aim of pro-poor policies is to improve the assets and capabilities of the poor.

¹⁸ The overall intention of gender mainstreaming with regard to environment and energy is to ensure the inclusion of gender equality considerations in planning systems at all levels, and to expand both the access of women to finance mechanisms and the direction of that finance to areas that will benefit women. Gender mainstreaming tools include gender analysis, sex-disaggregated data and participatory approaches that explicitly consider women.

¹⁹ Relevant sectors denote those that are related to forests and land use, e.g. including energy, agriculture, mining, transport and land use planning.

4. Government Counterpart Information

The aim of this section is to allow the Government Counterpart to provide their assessment, as well as additional and complimentary information to Section 1-3 which are filled out by the three participating UN organizations.

Comments by the Government Counterpart:

The National Programme Document (NPD) was signed in August 2012 at Abuja by the Hon. Minister of Environment, Her Excellency Mrs Hadiza Ibrahim Mailafia, His Excellency Senator Liyel Imoke, Governor of Cross River State, and His Excellency Mr Daouda Toure, the UN Resident Coordinator, at the Federal Ministry of Environment, Abuja, in the presence of the cross section of stakeholders in the REDD+ programme in Nigeria. Some of those present included the participating MDAs (Ministries, Departments and Agencies) in the REDD+, like the Climate Change Department of the Federal Ministry of Environment, the Federal department of Forestry, The National Park Services, the Forestry Research Institute of Nigeria and Cross River State Forestry Commission. The Civil society representation included the Women in Environment Project (WEP) and the network of civil society organizations on environment in Abuja, among others. The international donor partners present included the Australian High Commission, the Canadian High Commission and The World Bank, among others. *The Independent* newspaper and NTA (Nigerian Television Authority) were among the media representation at the event.

Thereafter, the Inception Workshop was held in Calabar, in November 2012. The occasion marked the flag off of the REDD+ programme in Nigeria. The workshop was jointly planned, facilitated and implemented by the federal and state partners, namely the National REDD+ team and the Cross River State's Forestry Commission, together with the UN agencies (UNDP, FAO, UNEP) and civil society representatives. Participants to the Inception Workshop were also drawn from the Climate Change Department (Federal Ministry of Environment), National REDD secretariat, some of the participating Ministries, Departments and Agencies (MDAs), the CRS Climate Change Council, and civil society at the national level. Some of the potential REDD states, like Ondo and Nasarawa, were also present at the meeting. The participants from Cross River State, the pilot state for REDD in Nigeria, were drawn from the participating MDAs, the academia, NGOs/CSOs, and representatives from within three REDD+ pilot sites. Participants examined the REDD+ operational and governance structures at federal and state levels, as per the project document. The event was considered a significant miles stone in the journey towards carbon forestry and so was symbolically marked with the distribution of 200 beehives to representatives of forest-engaged communities (to enhance their sustainable livelihoods) by the Governor, who was represented by the Secretary to State Government.

As a necessary follow up to the inception workshop, the REDD team proceeded to Abuja to brief the minister and other functionaries with a view towards effective take off of the project in 2013.

--- this is a joint comments' note by the co-implementers at both the Federal level and in Cross River State

5. Other stakeholders (non-government) Information

The aim of this section is to allow non-Government stakeholders to provide their assessment, as well as additional and complimentary information to Section 1-3 which are filled out by the three participating UN organizations. Please request a summary from existing stakeholder committees or platforms.

Comments by other stakeholders (non-government):

The CSO/NGO sector participated in the inception process of the programme. CSOs / NGOs and forest dependent communities, particularly from the pilot project areas, have been identified to be part of the stakeholders' engagement process. But as the implementation has not started in 2012, the level of direct participation and of stakeholders' engagement through the National Programme implementation during the period under consideration remains low and only few persons have been involved so far. Further, there is the need for focal persons to better represent the forest dependent communities and NGOs focusing on the REDD+ process.

By Edwin Usang, Executive Director of NGOCE and Africa Civil Society Representative at the UN-REDD Policy Board.

NGOCE (Non-Governmental Organisation Coalition for Environment)
65/66 Ndidem Usang Iso Rd, Calabar, Cross River State, Nigeria
Tel: +234-803-450-2456, +234-808 020 1840
ngocenvironment@yahoo.com