

**UN-REDD**  
PROGRAMME



UNREDD/PB12/2014/II/2c/ANNEX13

# Support to National REDD+ Action: Global Programme Framework 2011- 2015 (SNA)

Annex to the Fifth Annual  
Progress Report of the  
UN-REDD Fund,  
Annual Report 2013

---

UN-REDD PROGRAMME  
TWELFTH POLICY BOARD  
MEETING

---

7-9 July 2014  
Lima, Peru

In accordance with the decision of the UN-Programme Policy Board, hard copies of this document will not be printed to minimize the environmental impact of the UN-REDD Programme processes and contribute to climate neutrality. The UN-REDD Programme's meeting documents are available on the internet at: [www.unredd.net](http://www.unredd.net) or [www.un-redd.org](http://www.un-redd.org).

## Table of contents

<b>1. SNA PROGRAMME STATUS</b>	<b>5</b>
<b>2. MAIN ACHIEVEMENTS AGAINST SNA MONITORING FRAMEWORK</b>	<b>6</b>
<b>3. CATEGORY OF SUPPORT</b>	<b>37</b>
3.1 Country Specific Support	37
<b>4. FINANCIAL INFORMATION</b>	<b>40</b>
4.1 Expenditures per SNA category of support	49

## List of table and figures

Table 1.	Achievements against the targets in the SNA Monitoring Framework 2013-2014	6
Table 2.	Budget and expenditure of the SNA from November 2011 to December 2014 at the output and outcome levels and a breakdown by the participating UN organizations against the SNA Monitoring Framework.	40
Table 3.	Expenditure of each category of support and the proportion of the total SNA expenditure as of 31 December 2013.	49
Figure 1.	Expenditure of each category of support and the proportion of the total expenditure as of 31 December 2013	37
Figure 2.	Amount of targeted support per country, approved as of 31 December 2013	39

## List of Abbreviations

AE	Allometric equations to calculate tree volumes, biomass and carbon
BeRT	Benefit and Risks Tool
BDS	Benefit distribution system
CBR+	Community-based REDD+
CN-REDD	La Coordination Nationale REDD of the Democratic Republic of the Congo
COICA	Coordinator of Indigenous Organizations of the Amazon River Basin
COMIFAC	Commission des Forêts d' Afrique Centrale (Forestry Commission of Central Africa)
COONAPIP	National Coordinating Body of Indigenous Peoples in Panama
COP	Conference of the Parties to the UNFCCC
CRA	Corruption Risk Assessment
CSO	Civil Society Organization
DRC	Democratic Republic of the Congo
FAO	Food and Agriculture Organization of the United Nations
FCPF	Forest Carbon Partnership Facility
FCPF SESA	Forest Carbon Partnership Facility Strategic Environmental and Social Assessment
FIP	Forest Investment Programme
FLEGT	Forest law enforcement, governance and trade
FPIC	Free, prior and informed consent
GHG	Greenhouse gas
GIS	Geographic information systems
GIZ	German Society for International Cooperation
GEF	Global Environment Facility
GPCG	Global Programme/SNA Coordination Group
IPCC	Intergovernmental Panel on Climate Change
IRP	International Resource Panel
ISF	International support functions
IT	Information technology
JAFTA	Japan Forest Technology Agency
JICA	Japan International Cooperation Agency
KM	Knowledge management
KP	Knowledge product
LAC	Latin America and the Caribbean
LEAF	Lowering Emissions in Asia's Forests
LECB	Low emission capacity building
MoU	Memorandum of understanding
MPTF	Multi-Partner Trust Fund
MRV	Measurement, reporting and verification
NAFORMA	National Forest Resources Monitoring and Assessment Project
NFMS	National forest monitoring system
NPWG	National Programme Working Group
NP	National Programme
PGA	Participatory Governance Assessment
PNG	Papua New Guinea
REDD	Reducing emissions from deforestation and forest degradation
RELS/RLs	Reference emission levels and reference levels
R-PP	Readiness Preparation Proposal
SESA	Strategic Environmental and Social Assessment
SEPC	Social and Environmental Principles and Criteria
SES	Social and environmental standard

SIS	Safeguard information system
SNA	Support to National REDD+ Action
ToR	Terms of reference
UNDP	United Nations Development Programme
UNEP	United Nations Environment Programme
UNEP FI	United Nations Environment Programme Finance Initiative
UNFCCC	United Nations Framework Convention on Climate Change
UN-REDD	United Nations Collaborative Programme on Reducing Emissions from Deforestation and Forest Degradation in Developing Countries
UN-REDD SEPC	UN-REDD Social and Environmental Principles and Criteria
WOCAN	Women Organizing for Change in Agriculture and Natural Resource Management



This symbol in Table 1 marks that additional information is available in the *List of activities and further information*, accessible through the following link to the [Workspace](#).

Field Code Changed

## 1. SNA Programme Status

**Programme Title:** "Support to National REDD+ Action: Global Programme Framework 2011-2015"

<b>Date of UN-REDD Programme Policy Board approval:</b>	9 August 2011
<b>Date of first transfer of funds:</b>	1 November 2011
<b>End date according to Programme Document:</b>	31 December 2015

**Implementing partners:**

Food and Agriculture Organization of the United Nations (FAO)  
United Nations Development Programme (UNDP)  
United Nations Environment Programme (UNEP)

Participating UN organization	Approved budget allocation 1 November 2011 – 31 December 2013 <sup>1</sup> (US\$)	Cumulative expenditures 1 November 2011 - 31 December 2013 <sup>2</sup> (US\$)
FAO	14,438,152	13,700,819
UNDP	18,363,073	12,383,709
UNEP	13,219,934	10,611,171
Indirect support costs (7%)	3,221,480	2,566,699
<b>Total</b>	<b>49,242,639</b>	<b>39,262,398<sup>3</sup></b>

<sup>1</sup> Approved budget allocation for the reporting period includes US\$ 613,695 provided by the Government of Spain directly to UNEP for SNA activities. Information on transfers from the MPTF is available on the MPTF Office GATEWAY: <http://mptf.undp.org>

<sup>2</sup> The sum of commitments and disbursement for period 1 November 2011 – 31 December 2013.


<sup>3</sup> Included in this amount is expenditure of US\$ 597,953 inadvertently omitted from UNDP's expenditures due to mapping issues, which UNDP will rectify this in the next reporting period. The balance of US\$ 1.29 million is made up of commitments not recorded as expenditures at year-end. The total of these two figures account for the difference in the expenditures reported by the MPTF.

## 2. Main Achievements against the SNA Monitoring Framework

The main achievements of the “Support to National REDD+ Action: Global Programme Framework 2011-2015”<sup>4</sup> (SNA) against the *Monitoring Framework 2013-2014*<sup>5</sup> are summarized in Table 1.

The UN-REDD Programme 2013 Annual Report describes the key results under each SNA outcome or work area together with challenges, contingency measures, opportunities and strategic issues identified.

For results per country under the Targeted Support mechanism of the SNA, see section 2.4.1 in the Annual Report.

For information on activities that have not yet reached clear results, refer to the *List of activities and further information available* on the UN-REDD [Workspace](#). This symbol in the table below marks that further information is available in the list: 

Field Code Changed

**Table 1. Achievements against the targets in the SNA Monitoring Framework 2013-2014.**

Indicators	Baseline	Expected Target by 2014
<b>Outcome 1: REDD+ countries have systems and capacities to develop and implement MRV and monitoring.</b>		
<b>Outcome indicator</b> Number of UN-REDD countries with institutional arrangements in initial stages of development to perform monitoring and measurement, reporting and verification functions for REDD+, including institutions with capacities and information to meet reporting requirements of UNFCCC in relation to REDD+.	<b>Baseline</b> 12-13 countries are starting to establish comprehensive monitoring approaches, with capacities and information base at different levels in almost all REDD+ countries.	<b>Target</b> By 2014, 20 countries receiving support from the UN-REDD Programme have achieved initial stages in development of institutional arrangements for ensuring monitoring and MRV functions for REDD+ are carried out, including capacities and information base.
<b>Outcome 1: Achievement against target as at 31 December 2013</b> Out of the 49 UN-REDD Programme partner countries, 27 (supported through National Programmes, targeted support and/or technical backstopping) are establishing		

<sup>5</sup> The Monitoring Framework was initially drafted in 2011 and has gradually undergone some adjustments to reflect the developments of the SNA. The [Monitoring Framework](#) as of 2012 was further developed with indicators, baselines, targets, means of verifications, risks and assumptions at the *outcome* and *output levels*, which are applied in this annex. See also document “Support to National REDD+ Action: Global Programme Framework 2011-2015 Budget Review 2013-2014”. Some further refinements were undertaken based on the experience in the reporting exercise and have been incorporated in the Framework here seen.

national forest monitoring systems (NFMS), and have one or more of the three pillars of a NFMS under development and the necessary institutional arrangements. This is seven countries more than the initial target set for end of 2014. The achievement towards this outcome is being facilitated by four forest monitoring related guideline documents, one global and five regional and sub-regional tree allometric equations (AEs) databases, several technical reports and free software tools tailored to countries' needs.

**Output 1.1: Activities, tools and methods for MRV and monitoring are developed by UN-REDD Programme and shared across UN-REDD countries.**

Output indicator	Baseline	Target
<p><b>a.</b> Number of methods, tools, documents developed by UN-REDD Programme to support countries.</p> <p><b>b.</b> Number of UN-REDD countries participating in joint training and support in applying tools and methods, for developing the various components of NFMS and MRV, including GHG inventories.</p>	<p><b>a.</b> 1 document, the NFMS and MRV Framework, and 1 manual for allometric equations were developed.</p> <p><b>b.</b> 13 countries have shared experiences through joint activities in developing their NFMS and implementing their MRV.</p>	<p><b>a.</b> By 2014, four documents/ tools are developed to help countries in developing their RELs/RLs and different components of the NFMS.</p> <p><b>b.</b> By 2014, 20 UN-REDD partner countries have shared experiences through joint activities on knowledge and skills on the various components of NFMS and MRV.</p>

**Output 1.1: Achievement against target as at 31 December 2013**

**Indicator a:**

One global and five regional databases for tree AEs developed, three software components upgraded for the NFMS web portals, and one harmonized global tree species list compiled. Additionally, contributed to or participated in the development of four forest monitoring related guideline documents, including two from Intergovernmental Panel on Climate Change (IPCC), seven peer-review papers related to NFMS components and 12 technical reports. To highlight:

- [GlobAllomeTree](#), a web-based platform launched in June to facilitate access to tree AEs for tree volumes, biomass and carbon AEs and to improve evaluations of forest resources by forest and climate-change project developers, researchers, scientists and foresters. Developed and carried out quality control of regional and sub-regional databases for tree AEs for Latin America, North America, Africa, South Asia, South-East Asia and the Pacific – with each database regularly updated with more equations.
- Web Portal software for statistics generation upgraded and tailored to country needs. Developed training course materials on portal customization and guidance for forest area estimation using Landsat and Rapid-Eye data.
- A harmonized tree species lists created in coordination with FAO forestry projects. Signed an agreement with KEW Royal Botanical Garden of London to further improve this list.



**Indicator b:**

Out of the 49 Partner Countries, 32 countries (67%) benefited from direct sub-regional and regional training workshops. Training materials and tools developed for use by all Partner Countries:

- Increased capacity for NFMS, including GHG inventory systems, and enhanced knowledge and experiences sharing on NFMS (south-south exchange) through two regional workshops for LAC region in Quito, Ecuador, 23-26 April with 63 participants from 11 countries, and for Asia and the Pacific region in Bangkok, Thailand, 15-17 October, attended by 80 experts from 20 countries, 15 of which were UN-REDD Programme partner countries. These two workshops further resulted in increased cooperation, and efficient use of funds with other partners participating in the workshops, namely the USAID SilvaCarbon in both regions and Lowering Emissions in Asia's Forests project (LEAF) in Asia.
- Bangladesh, Cambodia and Sri Lanka are using Brazil's [TerraAmazon](#) free on-line geographic information system (GIS) software and forest monitoring following the training provided for 15 technicians in Brazil by Instituto Nacional de Pesquisas Espaciais (INPE) and the Centro Regional da Amazônia during 2012. These countries are

planning to create similar platforms in their own countries.

- Experts from 11 countries (Brazil, Chile, Colombia, Costa Rica, Ecuador, El Salvador, Guatemala, Honduras, Mexico, Panama and Peru) further developed their skills on tree volume and biomass AEs, through a LAC regional technical workshop in San Jose, Costa Rica, 21-23 May that was participated by Silvacarbon, German Society for International Cooperation (GIZ), French Centre for Agricultural Research for Development (CIRAD) and Centre for Natural Resources Studies (CNRS). Tree AE skills improved in ten different national institutions from Ecuador, Panama and Paraguay, through training held in Quito, Ecuador, 13-17 May with 35 participants.
- Technical support provided during a workshop organized by the Commission des Forêts d' Afrique Centrale (COMIFAC), Global Environment Facility (GEF) Regional Project in Yaoundé, Cameroun, 1-6 April, where capacity reinforced on AEs for 50 participants from Central Africa.
- Ecuador strengthened its capacity for GHG inventory estimation and reporting and development of the associated national system for the agriculture, forestry and other land use (AFOLU) GHG inventory, through coordinated support offered by the UN-REDD Programme and other partner programmes and initiatives namely, Capacity Development for REDD+ (CD-REDD), UNDP Low Emission Capacity-Building Programme (UNDP-LECB Programme) and FAO- Monitoring and Assessment of Greenhouse Gas Emissions and Mitigation Potential in Agriculture programme (MICCA-MAGHG).
- Improved knowledge of GHG calculation and reporting achieved through training provided in partnership with the UNDP LECB Programme and the IPCC Task Force on GHG Inventories Technical Service Unit (TFI-TSU) on national GHG inventory systems and IPCC guidance in a regional GHG inventory workshop held in Santiago, Chile to approximately 50 participants from six UN-REDD Programme partner countries in the LAC region, which advanced the development of a Latin American Network of National GHG Inventories (REDLA-INGEI) for south-south cooperation within the region on GHG inventories.



**Output 1.2: Country-level capacities to implement monitoring and MRV functions are developed.**

Output indicator	Baseline	Target
Number of UN-REDD Programme partner countries and institutions at early stages of developing capacities to meet UNFCCC requirements in relation to the establishment of NFMS, MRV and GHG inventories <sup>6</sup> .	12 UN-REDD member countries have started to develop or improve their own NFMS and MRV systems, including national GHG inventories.	By 2014, a total of 22 countries have started to develop or improve their own NFMS and MRV systems.

**Output 1.2: Achievement against target as at 31 December 2013**

Twenty-seven UN-REDD Programme partner countries developed different degrees of capacity to meet UNFCCC requirements in relation to the establishment of NFMS, measurement, reporting and verification (MRV) and GHG inventories, of which 18 countries through National Programme implementation or formulation, 12 through targeted support (of which four have National Programmes) and one through direct technical advice.

**In LAC region:**

- Colombia prepared its National Programme's MRV Plan, including the reference level (RL) and NFMS components, as part of the National Programme Document.
- Bolivia validated its complete National Programme work plan at a workshop in La Paz, 26-29 March.
- Several countries strengthened their capacity towards developing or improving their NFMS and MRV systems:
  - Argentina further strengthened its knowledge on NFMS and on Satellite Land Monitoring and Web portal through ongoing targeted support.
  - Ecuador strengthened its capacity on mapping forest cover change and assessing map accuracy and forest biomass, through a back-stopping mission in

<sup>6</sup> This includes initiating data collection, analysis for forest inventories and monitoring methods, MRV action plans, and development of different components of their NFMS, including national GHGs inventories.



Quito, 10-20 March, resulting in net forest cover change preliminary results for 2008-2012.

- Paraguay and Panama further strengthened capacity on land/forest cover change mapping, through technical backstopping.
- In Mexico, the technical skills on geospatial tools enhanced through backstopping to the Mexico-Norway Project “Fortalecimiento de Capacidades REDD+ y Cooperación Sur-Sur” and a south-south exchange on MRV in Mesoamerica lead by Mexico with more than 40 participants from all Mesoamerican countries as well as Silvacarbon, GIZ, World Bank and the UN-REDD Programme, held in Mexico City, 29-30 July.

**In Asia and Pacific region:**

- Cambodia carried out capacity building work on land cover classification system (LCCS) through training of 20 forest administration staff and national consultation on land and forest classification systems involving 35 participants, in Sihanoukville 17-23 March. The outputs included forest definition, Cambodia LCCS and further recommendations for its implementation in the context of REDD+. Training materials on LCCS in the context of REDD+ developed.
- Bangladesh and Viet Nam produced reports and database on AEs.
- Sri Lanka finalized its MRV Action Plan and 2014 National Programme work plan.
- Bangladesh developed its initial LCCS and forest classification systems through training and consultations for 35 participants in Dhaka, 24-30 March.
- Bhutan produced the initial draft of its national REDD+ Roadmap.
- Philippines developed its national forest inventory methodology.



**In Africa region:**

- The Congo approved its 2013 National Programme work plan, and assessed existing capacities and gaps on MRV and institutional arrangements.
- Tanzania enhanced its NFMS and MRV skills through training of 35 participants in Arusha, 23 February-6 March; AEs development and gaps assessed in an expert meeting in Dar es Salaam, 30 April-6 May; synergies built with FAO National Forest Resources Monitoring and Assessment Project (NAFORMA) at a National Programme final workshop in Dar es Salaam, 8-10 June where the UN-REDD National Programme and NAFORMA jointly presented the result on soil carbon analysis and land cover change assessment work, and the multiple-benefits mapping undertaken with country counterparts. The country’s roadmap finalized and assessed different methodologies for RLs and the National Programme closed in October.
- DRC improved its collaboration with the government and civil society organizations through an agreement made by DRC’s civil society organizations (CSO) to support the national forest inventory, 26 May-6 June. The national forest pre-inventory deployed in coordination with Ministry of Environment, Japan International Cooperation Agency/Japan Forest Technology Association (JICA/JAFTA) and Wildlife Conservation Society (WCS). Action plan for NFMS for Phase 2 validated in September. Tier II financing proposal completed and final budget reviewed, and potential next steps following National Programme closure discussed in December.
- Zambia produced its road map for the development of the REDD+ strategy and finalised for the 2014 annual work plan and budget.

<b>Outcome 2: Credible, inclusive national governance systems are developed for REDD+ implementation.</b>		
<b>Outcome indicator</b>	<b>Baseline</b>	<b>Target</b>
Percentage of strategies, roadmaps or phase 2 documents supported by the UN-REDD Programme that have been developed inclusively and have proposed robust legal, institutional and fiduciary arrangements <sup>7</sup> .	The UN-REDD Programme has been actively involved in the development of only two phase 2 proposals (Viet Nam and DRC), while assessments on the robustness of governance sections of existing national REDD+ strategies have not been conducted systematically.	By the end of 2014, 50% of strategies, roadmaps or phase 2 documents supported by the UN-REDD Programme have been developed inclusively and are deemed robust on governance.
<b>Outcome 2: Achievement against target as at 31 December 2013</b>		
<ul style="list-style-type: none"> <li>National REDD+ strategies (DRC and Viet Nam), roadmaps (Bangladesh and Myanmar), participatory governance assessments (PGA) (Indonesia and Viet Nam) and relevant national processes such as National Climate Change strategy (Paraguay) and national planning processes (Zambia) have been achieved through active UN-REDD support and inclusive processes at the national level. These efforts include actively engaging ministries whose sectors are relevant for REDD+ (planning, agriculture, infrastructure etc), multi-stakeholder participatory prioritization of key governance challenges, supporting the effective engagement of civil society and indigenous stakeholders, and fostering partnership and collaborative capacities with other actors such as Ministries of Finance and Anti-Corruption bodies. The support to institutional arrangements to implement these strategies also reflects inclusiveness, transparency and accountability, with the composition of National Programme decision-making and advisory bodies reflecting the range of relevant stakeholders in supported countries.</li> <li>DRC obtained a third-party (PriceWaterhouseCoopers) assessment on its proposed fiduciary arrangements for REDD+.<sup>8</sup></li> <li>Nepal addressed its possible future fiduciary arrangements, including public financial management assessments such as the Public Expenditure and Financial Assessment and the Climate Public Expenditure and institutional reviews of UNDP, aiming at ensuring robustness on governance.</li> </ul>		
<b>Output 2.1: Nationally owned credible and inclusive systems of analyzing, assessing and addressing governance challenges and collecting and sharing governance data.</b>		
<b>Output indicator</b>	<b>Baseline</b>	<b>Target</b>
<p>a. No. of UN-REDD countries that complete their first Participatory Governance Assessments (PGAs)<sup>9</sup></p> <p>b. % of countries (from a.) that have incorporated governance recommendations from the PGAs into their REDD+ planning processes.</p> <p>c. % of countries (from a.) where the PGAs feed into relevant parts of the national Safeguards Information System (SIS).</p>	<p>a. to c. The PGA for REDD+ is initially piloted in 4 UN-REDD partner countries, and no governance data had been generated by end of 2012. Most other UN-REDD countries lack a coherent plan to address governance issues related to their REDD+ strategy, and rarely collect and disseminate governance data on a regular basis.</p>	<p>a. 4 countries complete their first PGA</p> <p>b. At least 75 % of the above incorporate governance recommendations from their PGAs into their REDD+ planning processes.</p> <p>c. At least 75 % of the above integrate PGA results into relevant parts of their SIS.</p> <p>d. At least 2 new PGAs are initiated in UN-REDD Partner Countries.</p>

<sup>7</sup> As per the guiding framework of the UN-REDD Social and Environmental principles and Criteria (SEPC), adopted by the UN-REDD Programme Policy Board. For fiduciary arrangements, evaluation tools include the UNDG harmonized Approach to cash transfer and the upcoming MPTF fiduciary assessment tool, and as well as other standards such as the Public Expenditure and Financial Assessment (PEFA).

<sup>8</sup> Assessment available upon request and is being evaluated by potential donors

<sup>9</sup> The third party assessment provides analyses that form the basis for addressing governance challenges.

<p><b>d.</b> No. of UN-REDD countries that begin preparing for PGAs with initial analyses.</p>	<p><b>d.</b> By end 2012, any national Safeguards Information Systems under development have rarely built on governance data collection efforts, such as PGAs.</p>	
--	--	--

**Output 2.1: Achievement against target as at 31 December 2013**

**Indicator a:**

Four PGA pilots (Ecuador, Indonesia, Nigeria and Viet Nam) progressed. Indonesia is the first of the four pilots to have completed its first PGA cycle. As a result, Indonesia has now a robust governance data and a set of recommendations for governance reform and policy making. For the other three countries, see progress below.



**Indicator b:**

- Indonesia, 25% or one out of the four pilots, incorporated governance recommendations from the PGAs into their REDD+ planning processes. As a result of Indonesia's active follow-up of findings and recommendations in the PGA report, at both the national and local levels:
  - Corrupt practices and corruption risks have been further addressed in collaboration with the National Corruption Eradication Commission and the Forest - Concession Holders Association, and plans for sanctioning corrupt practices are underway.
  - Jambi province requested a province-specific forest governance index by building on the PGA work to date, which will act as a basis for planning and monitoring forest governance within the province.
- Ecuador and Nigeria decided to fund and manage their PGAs from their National Programmes.

**Indicator c:**

- 50% (Ecuador and Nigeria) of the PGAs feed into or are directly planned to feed into relevant parts of the national Safeguard Information Systems (SIS), whereas for the remaining 50% (Indonesia and Viet Nam) this is currently being explored by the countries.

**Indicator d.** One country, Paraguay is currently preparing to initiate a PGA, anticipated to begin in the third quarter of 2014.

**Output 2.2: National implementation of REDD+ readiness strengthened through National Programme support.**

Output indicator	Baseline	Target
<p><b>a.</b> % of countries with a National Programme or with targeted support that have expressed need for technical and policy backstopping support (through missions or dedicated meetings) that actually receive it.</p> <p><b>b.</b> % of countries without a National Programme or targeted support receiving initial support (= at least one technical or advisory mission).</p>	<p><b>a.</b> Close to 60% of countries that have requested assistance have received it through in-country UN-REDD or joint missions.</p> <p><b>b.</b> 70% of REDD+ partner countries without a National Programme have benefited from at least one technical or advisory UN-REDD mission.</p>	<p><b>a.</b> 80% of countries that have expressed need for assistance receive it</p> <p><b>b.</b> 80% of countries without a National Programme or targeted support receiving at least one technical or advisory mission</p>

**Output 2.2: Achievement against target as at 31 December 2013**

**Indicator a:**

Out of the 35 partner countries with a National Programme and/or receiving targeted support (under this Outcome), 27 countries (84%)<sup>10</sup> benefited from at least one mission by technical and policy advisers, as per their request. In addition to backstopping the preparation, implementation, monitoring and evaluations of National Programmes, this support was critical for the achievements of the following:

- Bangladesh improved coordination and collaboration across sectors and with civil society through the National REDD+ Readiness Roadmap;
- Bhutan's Readiness Preparation Proposal (R-PP) finalized for submission to the Forest Carbon Partnership Facility (FCPF);
- Ecuador integrated REDD+ in its national dialogue related to the productive development of the Amazon;
- Coordination and arrangements for elaborating and capitalizing the DRC National Fund was advanced;
- Mongolia conducted its [Forest Sector Financing Flows and Economic Values in Mongolia study](#), which helps strengthening the link between REDD+ and its green development pathway. The study calculated the value of forest ecosystem services to the economy and green growth, and identified policies and instruments which could be used to increase forest funding effectiveness and impacts;
- Myanmar finalized its REDD+ readiness roadmap;
- Paraguay improved inter-institutional coordination on REDD+;
- Panama resolved the conflict concerning the implementation of the UN-REDD National Programme (following an independent investigation of concerns raised by the National Co-ordinating Entity of Indigenous Peoples in Panama (COONAPIP) and a mid-term evaluation). The Government, through its National Environmental Authority, and Indigenous Peoples (IPs) through COONAPIP, agreed to re-open the UN-REDD National Programme. (See also Outcome 4);
- Viet Nam's finalized phase 2 of its National Programme; and
- Zambia mainstreamed REDD+ in its national planning process.

**Indicator b:** Out of the remaining 13 Partner Countries ( i.e. those with neither a National Programme nor a targeted support), two countries (17%) (Ethiopia and Malawi) benefited from at least one mission on REDD+ or a meeting with policy and technical advisors. This low rate is in part due to the fact that some of these countries joined in the later part of 2013.



**Output 2.3: Forest related Legal Frameworks analyzed and strengthened for implementing REDD+ programmes and strategies at country level.**

Output indicator	Baseline	Target
<p><b>a.</b> Number of UN-REDD countries that have assessed/analyzed their legal frameworks for forests and land for REDD+.</p> <p><b>b.</b> Number of UN-REDD countries preparing for and undertaking legal reforms for implementing REDD+.</p>	<p><b>a.</b> 3 countries have received UN-REDD legal advice and targeted legislative support for the implementation of REDD+ at the country level, and have initiated an analysis of their legal frameworks.</p> <p><b>b.</b> UN-REDD countries are in the very early stages of enacting legal reforms.</p>	<p><b>a.</b> By 2014, at least 8 countries have completed an analysis of their legal frameworks for implementing REDD+ at the country level.</p> <p><b>b.</b> At least 3 countries are undertaking legal reforms necessary for REDD+.</p>

<sup>10</sup> The figures in the achievements under Indicators (a) and (b) of Outcome 2.2 refer only to technical and back-stopping support provided by the UNDP.

**Output 2.3: Achievement against target as at 31 December 2013**

**Indicator a:**

- Two countries completed the analysis of their legal frameworks for implementing REDD+ and strategies at the country level based on stakeholders' inputs:
  - Kenya finalized and disseminated legal analysis and recommendations for legal reforms for REDD+ implementation based on stakeholders' inputs.
  - DRC completed legal analysis and roadmap for legal reforms, and revised the Ministerial Decree for REDD+ projects approbation process based on stakeholders' inputs.
- Guatemala and Honduras finalized work plans to develop analyses of policies, laws and regulations pertaining to REDD+ and recommendation for legal reforms.
- The Central African Republic completed scoping on legal preparedness activities and assessment on technical resources for legal preparedness.
- Mexico, Zambia and Viet Nam published lessons learned from legal analysis.

**Supporting progress under Indicator a:**

Harmonized approach and increased visibility on legal preparedness support for REDD+ facilitated by coordination between the participating UN agencies and partners, such as Globe.



**Indicator b:**

Kenya has undertaken legal reforms in the forestry sector and DRC is undertaking legal reforms necessary for implementing REDD+.

**Output 2.4: National capacity for performance based payments and inclusive benefit distribution systems (BDS) enhanced.**

Output indicator	Baseline	Target
<p><b>a.</b> No. of UN-REDD countries that have appropriate, well-defined financial structures (national REDD+ plans or other mechanisms) to manage REDD+ funding according to the priorities of the REDD+ strategy and to international standards</p> <p><b>b.</b> No. of countries that have defined Benefit Sharing Systems (including non-cash positive incentives) in accordance with UN-REDD criteria (equity, transparency, inclusive process, grievance mechanism).</p>	<p><b>a.</b> Two UN-REDD countries (Viet Nam and DRC) are proceeding to the design phase of a national financial architecture.</p> <p><b>b.</b> Although work has been done to develop a benefit sharing system and some existing systems can be adapted (e.g. Ecuador, Vietnam, Costa Rica, Mexico, Indonesia, DRC), no UN-REDD country has a finalized or piloted a national BDS for REDD+.</p>	<p><b>a.</b> At least 5 countries have well defined financial structures to receive and manage REDD+ funding</p> <p><b>b.</b> At least 5 countries have defined benefit sharing systems for sharing REDD+ finance in accordance with UN-REDD criteria.</p>

**Output 2.4: Achievement against target as at 31 December 2013**

**Indicator a:**

One country (DRC) has well defined financial structure to receive and manage REDD+ funding. DRC's National REDD+ Fund operationalized, and investment plan and operational procedures finalized. Two countries progressed on defining financial structures:

- Viet Nam developed the first proposal for a well-defined financial structure for REDD+ funding.
- Nepal completed its analyses on options of possible financial structures.

**In support of indicator a:**

Knowledge improved in nine countries (Brazil, Costa Rica, DRC, Ecuador, Ethiopia, Indonesia, Mexico, Peru and Viet Nam) on disbursement mechanisms and on translating strategies to investment plans through an innovative set of south-south learning exchanges, online document repository and webinars.

**Indicator b:**

One country (Kenya) analyzed its [benefit sharing options](#) and another country (Bhutan) carried out an initial analysis of such options.

**Output 2.5: Policies and measures related to sustainable forest management are identified and promoted at national level.**

Output indicator	Baseline	Target
Number of UN-REDD countries implementing and promoting improved sustainable management practices in the forest in the context of addressing mitigation and adaptation.	While some work has been initiated, no UN-REDD Programme countries have implemented SFM in the context of REDD+.	By 2014, 3 countries have implemented and promoted improved sustainable management practices in the forest in the context of addressing mitigation and adaptation.

**Output 2.5: Achievement against target as at 31 December 2013**

Partner countries are promoting improved policies and practices for sustainable forest management (SFM) including a wide range of strategies and practices that can be relevant to REDD+.

- Four countries in Africa (Cameroun, Republic of Central Africa, Ghana and Liberia) conducted studies on forest laws, governance and trade (FLEGT), improving their countries' knowledge and approaches to SFM.
- In Cameroun and Ghana, cross-sectorial coordination and awareness-raising activities on common technical areas between REDD+ and FLEGT improved through regular information sharing between REDD+ and FLEGT processes and stakeholders.

**Supporting progress under the indicator:** The first demo of the SFM toolbox completed and presented in the Regional Forestry commissions.<sup>11</sup> Development of SFM toolbox will continue through 2014.



**Output 2.6: Corruption risks in REDD+ are assessed and managed.**

Output indicator	Baseline	Target
<p>a. Number of UN-REDD countries that finalize corruption risk assessments or integrate corruption analyses in other REDD+ readiness assessments.</p> <p>b. % of countries (from a.) that develop risk mitigation measures against corruption for REDD+.</p> <p>c. % of countries (from a.) that use the results of such work to inform their national REDD+ strategies, roadmaps or national UN-REDD programmes.</p>	<p>a. Eight UN-REDD countries have initiated corruption risk assessments as part of their PGA or specific targeted support while one (Viet Nam) has a developed proposal to counter corruption in its phase 2 proposal; no country has finalized those.</p> <p>b. as per a.</p> <p>c. as per a.</p>	<p>a. Twelve countries finalize corruption risk assessments</p> <p>b. At least 75% of countries in a.</p> <p>c. At least 50 % of countries in a.</p>

**Output 2.6: Achievement against target as at 31 December 2013**

**Indicator a:**

Three countries (Kenya, the Philippines and Peru) completed their REDD+ Corruption Risk Assessment (CRA), drawing from the UN-REDD Programme's Guidance on REDD+ CRA<sup>12</sup> and four countries are in the initial stage of CRA:

<sup>11</sup> COFLAC (9-13 Sep, Georgetown, Guyana), AFWC (30 Sep – 4 Oct, Windhoek, Namibia); APC (5-8 Nov 2013, Rotorua, New Zealand,); EFC ( 9 – 13 Dec, Rovaniemi, Finland. The Demo foresees a specific access for those users interested in implementing SFM in the framework of REDD+ and will be launched in 2014 at the FAO Committee on Forestry (COFO) 2014.

<sup>12</sup> UN-REDD Programme Guidance on REDD+ CRA was subsequently revised in December 2013 to reflect lessons learned through these pilots.

- Indonesia launched its PGA results (see Output 2.1), highlighting transparency and accountability issues.
- Bangladesh, Bhutan and Nepal generated preliminary data through interviews and focus group discussions at national and local levels in key locations for REDD+.



**Indicator b:**

Kenya (33%) developed a capacity development plan to mitigate corruption risks and requested funding support to implement it.

**Supporting progress under indicators (a) and (b):**

A regional workshop on “How preventing corruption in REDD+ can enhance the achievement of REDD+’s social and environmental objectives” held in Lima, Peru, 29-31 January 2013 trained over 60 national REDD+ and anti-corruption government and civil society practitioners (50% women) from six LAC countries on corruption risks in REDD+. This workshop:

- Complemented a region-wide anonymous survey that created awareness and quantitatively assessed the regional perception of corruption risks in REDD+. [A video](#) about anti-corruption for REDD+ produced by the UNDP Latin America regional centre to reach a wider audience;
- Enhanced the integration of transparency and accountability in the Honduras and Colombia R-PPs; and
- Prompted the regional indigenous organization Coordinator of Indigenous Organizations of the Amazon River Basin (COICA) to organize a dedicated session on anti-corruption for IPs at their regional caucus, April, supported technically and financially by the UN-REDD Programme, reaching an additional 100+IPs on corruption risks and their potential roles to counter them.



**Indicator c:** Some initial integration of assessment results noted such as Bangladesh’s integration of results in its REDD+ Integrity study to its R-PP.

**Supporting progress under indicators (c):** An information and knowledge session prior to the eighth Policy Board meeting drew an audience of 100 stakeholders to share national experiences in DRC, Kenya and Nepal on strengthening transparency, accountability and integrity for REDD+ and demonstrated the relevance of anti-corruption work to key elements of national REDD+ strategies. A [knowledge product](#) and an [infographic](#) released at the same time, highlighted the experiences of DRC, Kenya, Nepal and the Philippines.

Awareness and stakeholders’ involvement about specific corruption risks further advanced through an [e-discussion on local governance and REDD+ corruption risks](#), viewed by over 6,000 people and receiving 39 substantive contributions, and formed the basis of an upcoming policy brief. A [report on Freedom of Information for REDD+ in three languages](#) downloaded<sup>13</sup> over 3,500 times from multiple UN-REDD Programme outlets and cited in seven global and national websites. A general public [animation video on anti-corruption and REDD+](#) launched at the tenth Policy Board meeting.



**Output 2.7: Institutional capacity for land tenure (with a view to also address drivers of deforestation and forest degradation) is strengthened.**

Output indicator	Baseline	Target
<p><b>a.</b> Number of UN-REDD countries that have assessed their national tenure systems (both formal and customary) for REDD+.</p> <p><b>b.</b> Number of UN-REDD countries developing specific measures for the development of enabling tenure</p>	<p><b>a., b.</b> While countries recognize the importance of tenure for REDD+, almost none has engaged in a thorough assessment of their national tenure systems.</p>	<p><b>a.</b> By 2014, at least 4 countries have conducted an assessment of their national tenure systems for REDD+.</p> <p><b>b.</b> By 2014, at least 2 countries have developed a clear work plan to set up enabling tenure conditions for REDD+.</p>

<sup>13</sup> Downloads as of March 2014.

conditions for REDD+.

**Output 2.7: Achievement against target as at December 2013**

**Indicator a:**

The UN-REDD Programme is actively raising awareness and increasing capacity on tenure issues related to REDD+ among countries and stakeholders, including CSOs and indigenous peoples. The progress thus achieved is an important pre-condition to the assessment of national tenure systems.

- Understanding increased of tenure considerations related to REDD+ through an Expert Consultation attended by over 60 participants (including representatives from national governments, civil society and indigenous peoples, as well as international experts in tenure and REDD+) and the publication of a [UN-REDD Policy Brief "REDD+ and Tenure: Creating enabling tenure conditions for REDD+"](#).
- Country capacity strengthened to address REDD+ issues when dealing with tenure reform as part of wider national development, through a series of regional training workshops based on the [Voluntary Guidelines on the Responsible Governance of Tenure of Land, Fisheries and Forests in the Context of National Food Security](#)<sup>14</sup> which were held in Africa, Asia and Latin America and attended by UN-REDD National Focal Points from 19 countries<sup>14</sup>.

**Indicator b:**

As noted above, the issue of tenure is a sensitive one and countries require time and guidance in order to identify the best way of approaching it in line with their national circumstances. Several countries have undertaken policy and legal assessments, which is one of the initial steps and an indication of progress, but no specific measures on tenure and REDD+ have been developed so far.




**Output 2.8: REDD+ strategies are gender sensitive and women participate effectively in national REDD+ systems.**

Output indicator	Baseline	Target
<p><b>a.</b> Number of countries that integrate activities to strengthen women's effective participation and decision making into their UN-REDD national programmes, work plans, national REDD+ strategies and other UN-REDD supported activities</p> <p><b>b.</b> Number of countries that use tools, such as gender analysis, gender sensitive monitoring and evaluation to ensure that their national REDD programmes and other UN-REDD supported activities are gender sensitive.</p> <p><b>c.</b> Number of countries that use gender responsive budgeting to ensure that their UN-REDD national programmes, workplans, national REDD+ strategies and other UN-REDD supported activities are</p>	<p><b>a.</b> Approximately 2-4 countries have undertaken significant UN-REDD supported activities to strengthen women's effective participation and decision making in REDD+ readiness processes</p> <p><b>b., c.</b> Knowledge and evidence based data on gender issues for REDD+ is scarce but more attention is being given to the issue than in earlier years.</p>	<p><b>a.</b> At least 6 countries, including 4 countries receiving targeted support, have integrated gender equality principles and women's empowerment activities in their national REDD+ systems, and other UN-REDD supported activities.</p> <p><b>b.</b> 6 countries</p> <p><b>c.</b> At least 3 countries</p>

<sup>14</sup> Consultations were also held by UN-REDD jointly with the World Bank in 2013.



gender sensitive.		
<b>Output 2.8: Achievement against target as at December 2013</b>		
<b>Indicator a:</b>		
<ul style="list-style-type: none"> <li>While gender equality principles could be more fully integrated into REDD+ action within countries, DRC, Ecuador, Indonesia, Peru, Suriname and Viet Nam took effective steps to integrate of gender equality and women’s empowerment principles in REDD+ readiness processes.</li> <li>A joint initiative established to identify practical entry points for women’s inclusion in REDD+ through collaboration in the Asia and the Pacific region between the Programme, Women Organizing for Change in Agriculture and Natural Resource Management (WOCAN), and USAID LEAF. Existing good practices and recommendations provided in <a href="#">scoping study report</a> finalized in August. As part of this work multi-sectorial and stakeholder dialogues also undertaken within country-specific case studies in Cambodia (September) and in Sri Lanka (October), and USAID LEAF study initiated in the Philippines.</li> </ul>		
<b>Indicator b:</b>		
Two countries completed their gender analysis for REDD+:		
<ul style="list-style-type: none"> <li><a href="#">Viet Nam’s gender analysis</a> for UN-REDD Phase 2 finalized and released in August.</li> <li>DRC draft gender analysis on REDD+ completed (December) based on the findings from a participatory reflection on gender and the National REDD+ process, focusing on best practices in other strategic sectors<sup>15</sup>.</li> </ul>		
<b>Supporting the progress of the indicators (a) and (b):</b>		
The UN-REDD Programme’s <i>Guidance Note on Gender Sensitive REDD+</i> finalised and widely circulated (featured in <a href="#">IISD Forest Update</a> and downloaded approx. 800 times in December). In the 12th Meeting of Partners (MoP) of the Congo Basin Forest Partnership (CBFP), held in Douala, Cameroun, 18-20 March, organized a <a href="#">CBFP Thematic Day on Gender Mainstreaming</a> the UN-REDD Programme’s experiences on gender mainstreaming and why gender equality is crucial for the effectiveness, efficiency and sustainability of REDD+ presented.		
<b>Indicator c:</b> While countries made progress towards gender responsive budgets, those strategic documents such as Road Maps and R-PPs are only expected to be finalized in 2014.		
		
<b>Outcome 4: Indigenous peoples, local communities, civil society organizations and other stakeholders participate effectively in national and international REDD+ decision making, strategy development and implementation.</b>		
<b>Outcome indicator</b>	<b>Baseline</b>	<b>Target</b>
Number of UN-REDD Programme countries that have activities and mechanisms to support the full and effective participation of indigenous peoples, local communities CSO and other stakeholder organizations in REDD+ decision making, strategy development and implementation	17 UN-REDD Programme countries where national-level representation of IP and CSO stakeholder organizations is <u>mentioned</u> in their NPDs, and implementation has begun.	By 2014 there will be a 10% increase in the number of countries that have activities and mechanisms to support the full and effective participation of indigenous peoples, local communities CSO and other stakeholder organizations in REDD+ decision making, strategy development and implementation.

<sup>15</sup> The analysis is estimated to be finalized/validated end of the 1<sup>st</sup> quarter of 2014.

**Outcome 4: Achievement against target as at 31 December 2013**

- 14 countries (Cambodia, the Congo, DRC, Ecuador, Indonesia, Nigeria, Paraguay, Philippines, PNG, Solomon Islands, Sri Lanka, Tanzania, Viet Nam and Zambia) have indigenous peoples and CSO representation secured (as opposed to initially mentioned) on National Programme Steering Committees or their equivalents.
- One country (Panama) is in the process of integrating indigenous peoples and CSO representation on its National Programme Steering Committee or the equivalent.

**Output 4.1: Indigenous peoples, local communities, civil society organizations, and other relevant stakeholders are informed of national and international REDD+ processes, policies and activities.**

Output indicator	Baseline	Target
<p><b>a.</b> Number of relevant UN-REDD+ stakeholder (including indigenous and civil society) organizations at the regional and international level who have participated in REDD+ informing activities, such as workshops and training</p> <p><b>b.</b> Number of UN-REDD Programme countries with National Programmes or Targeted Support activities with relevant stakeholder organizations at the national level who have been fully informed of REDD+ through Programme activities.</p>	<p><b>a.</b> Approximately 130 relevant stakeholder organizations at the regional and international level that have participated in REDD+ informing activities</p> <p><b>b.</b> UN-REDD Programme countries with UN-REDD National Programmes or targeted support activities with relevant stakeholder organizations at the national level who have been fully informed of REDD+ through Programme activities.</p>	<p><b>a.</b> 20% increase in no. of UN-REDD+ stakeholder organizations at the regional and international level who have participated in REDD+ informing activities, such as workshops and training</p> <p><b>b.</b> 20% increase in no. of countries with relevant stakeholder organizations or networks at the national level that are fully informed on REDD+</p>

**Output 4.1: Achievement against target as at December 2013**

**Indicator a:**

77 relevant REDD+ stakeholder organizations informed at the regional and international level, a 59% increase

- Representatives of indigenous peoples' organizations from nine Amazon Basin countries (Bolivia, Brazil, Colombia, Ecuador, French Guiana, Guyana, Peru, Suriname and Venezuela) informed on REDD+ through a workshop held 6-7 April and informed on the UN-REDD Programmes' approach to stakeholder engagement and FPIC during COICA's annual meeting in Santa Cruz, Bolivia on 7 April.
- 43 participants, of which 20 women, from 36 indigenous peoples organizations and CSOs informed on the UN-REDD Guidelines on FPIC at a side event at the 12<sup>th</sup> Session of the UN Permanent Forum on Indigenous Issues in New York on 22 May.
- Capacity built for two indigenous peoples and CSO representatives to the Policy Board from the Asia-Pacific region on social and environmental safeguards during a regional lessons learned workshop in Bangkok in March.
- 100 participants, of which 46 women, from 24 indigenous peoples and civil society organizations, and government representatives from 10 countries participated in two LAC regional workshops on FPIC held in February and October organized in collaboration with the ILO, resulting increased knowledge on FPIC (see Output 4.3 for more details).
- Representatives of eight indigenous peoples organizations and CSOs from the Asia-Pacific region informed on NFMS and Participatory Forest Monitoring during a Preliminary Discussion and Planning Meeting on Participatory Forest Monitoring in the Context of NFMS for REDD+ in Bangkok on 15-17 October.

**Indicator b:**

22 countries have activities<sup>16</sup> that inform stakeholders on REDD+. Over 2,900 national-level indigenous peoples, CSO and other stakeholders from 22 countries

<sup>16</sup> The indicator refers to activity level, hence the text on achievements addresses this level.

(Bangladesh, Cambodia, Colombia, Costa Rica, Cote d'Ivoire, DRC, Ecuador, Honduras, Mexico, Myanmar, Nigeria, Panama, Paraguay, Peru, PNG, the Congo, Solomon Islands, Sri Lanka, Suriname, Tanzania, Viet Nam and Zambia) informed on REDD+ and stakeholder engagement approaches, and the UN-REDD Programme *Guidelines on FPIC*.

**Output 4.2: Principles, guidelines and procedures for stakeholder engagement in national and international REDD+ processes developed through inclusive consultation.**

Output indicator	Baseline	Target
Number of guidelines and tools made available to UN-REDD countries in the appropriate format.	Joint FCPF/UN-REDD Stakeholder Engagement Guidelines have been developed.	At least one other set of guidelines covering the key issues of FPIC and/or grievance and accompanying tools is available in key languages for all countries receiving direct support from the UN-REDD Programme.

**Output 4.2: Achievement against target as at 31 December 2013**

One new set of guidelines made available to countries and one set of guidelines is in the process of development:

- [UN-REDD Programme Guidelines on FPIC](#) and associated [Legal Companion](#) were finalized in February, translated into [French](#) and [Spanish](#), and disseminated for use to partner countries. The guidelines were mentioned in over 30 external web sites and have been downloaded over 10,000 times from the UN-REDD Programme workspace alone.
- [Draft Joint FCPF/UN-REDD Programme Guidance Note for REDD+ Countries: Establishing and Strengthening Grievance Redress Mechanisms](#) were developed in November and shared with selected countries, and will be finalized and disseminated in English, French and Spanish in 2014.

**Output 4.3: Implementation of effective stakeholder engagement practices and guidelines supported in REDD+ countries.**

Output indicator	Baseline	Target
<p>a. Number of countries with UN-REDD National Programmes or Targeted Support that have activities (workplans, national REDD+ strategies and other UN-REDD supported activities) that demonstrate uptake and application of the joint FCPF/ UN-REDD Guidelines on Stakeholder Engagement, FPIC and grievance.</p> <p>b. Number of countries with UN-REDD National Programmes that have activities to support the implementation of FPIC and grievance procedures.</p>	<p>a. The joint FCPF/UN-REDD Stakeholder Engagement Guidelines are being applied in 17 countries in the development and implementation of National Programme and R-PPs, but not applied systematically.</p> <p>b. 6 partner countries have activities to support FPIC and grievance procedures.</p>	<p>a. 20% increase in number of countries with UN-REDD National Programmes or Targeted Support that have activities that demonstrate uptake and application of the joint FCPF/ UN-REDD Guidelines on Stakeholder Engagement, FPIC and grievance.</p> <p>b. 20% increase in no. of countries with UN-REDD National Programmes that have activities to support the implementation of FPIC and grievance procedures.</p>

**Output 4.3: Achievement against target as at December 2013**

**Indicator a:**

13 countries have concrete activities<sup>17</sup> to apply the joint [FCPF/ UN-REDD Guidelines on Stakeholder Engagement](#):

<sup>17</sup> The indicator refers to activity level, hence the text on achievements addresses this level.

- Bangladesh, Cambodia, Colombia, [Cote d'Ivoire](#), Democratic Republic of Congo, Honduras, Myanmar, Peru, [South Sudan](#), Paraguay, Panama Republic of Congo and [Zambia](#) carried out activities to implement the joint FCPF/ UN-REDD Programme Guidelines on Stakeholder Engagement, such as developing stakeholder consultation strategies, processes and platforms, and securing stakeholder representation.

**Supporting progress under Indicator a:**

Capacity built on approaches for developing inclusive REDD+ national decision-making bodies and best practice shared in facilitating self-selection processes for indigenous peoples and CSO representatives for REDD+ practitioners in four countries ([Myanmar](#), Papua New Guinea, Sri Lanka and Viet Nam) through a [south-south learning exchange in Cambodia held on 30 October -1 November](#), and through direct support to two countries (Ecuador and Panama).



**Indicator b:**

8 countries have activities to support FPIC and grievance:

- Ecuador developed its National FPIC Guidelines.
- PNG and Viet Nam initiated activities to develop national-level FPIC guidelines.
- Ecuador, Honduras, Kenya and Paraguay started initial activities to develop FPIC Roadmaps..
- Cambodia, Honduras and Suriname launched scoping of existing national-level grievance mechanisms.

11 countries had their capacities on FPIC and grievance built:

- Knowledge transferred from UN-REDD FPIC pilot activities in Central Sulawesi to REDD+ to develop a network of FPIC practitioners in Indonesia through [South-South learning exchange on FPIC held for REDD+ practitioners from three provinces in Indonesia](#), 12-13 June.
- REDD+ practitioners of eight countries (Colombia, Ecuador, Guatemala, Honduras, Mexico, Panama, Paraguay and Peru) received training on concepts of public consultation and participation, consent, indigenous peoples' right to consultation, and the UN-REDD FPIC Guidelines for through a LAC regional workshop held in Peru, 1-2 February; wider stakeholders from eight countries (Colombia, Costa Rica, Ecuador, Honduras, Panama, Paraguay, Peru and Suriname) participated in [a regional workshop held in Panama, 29-31 October](#) (see [video](#)).
- National REDD+ practitioners from four countries (Honduras, Panama, Paraguay and Suriname) received training on developing and implementing national level grievance mechanisms through a workshop held in Paraguay, April and through webinar trainings held in May.



**Output 4.4: Stakeholders are supported to engage in and influence national and international REDD+ processes.**

Output indicator	Baseline	Target
<p><b>a.</b> Number of UN-REDD National Programmes that have concrete mechanisms to support the inclusion of stakeholders in national REDD+ processes, (such as stakeholder fora, technical working groups, or steering committees with decision-making roles) that have been developed inclusively.</p> <p><b>b.</b> Number of indigenous peoples and civil society organizations supported by the UN-REDD Programme to participate in international REDD+ processes.</p>	<p><b>a.</b> 9 countries with longer running National Programmes have developed stakeholder engagement plans, and/or have national level decision making mechanisms that include key stakeholders, and have piloted stakeholder engagement activities</p> <p><b>b.</b> Approximately 100 IP/ CSO organizations participating in key regional and international REDD+ processes and meetings over 2011-2012, including Policy Board meetings.</p>	<p><b>a.</b> 20% increase in number of countries with UN-REDD National Programmes that have concrete mechanisms to support the inclusion of stakeholders in national REDD+ processes.</p> <p><b>b.</b> 20% increase in indigenous peoples and civil society organizations participating in regional and international REDD+ processes and meetings.</p>

#### Output 4.4: Achievement against target until December 2013

##### Indicator a:

13 countries have advanced activities<sup>18</sup> to support concrete mechanisms to include stakeholders in national REDD+ processes:

- Mechanisms to support inclusion of indigenous peoples and CSO representatives in REDD+ processes at the national level strengthened in six of the nine countries referred in Baseline (a):
  - Cambodia completed [national Indigenous Peoples and CSO representatives self-selection process](#) and [lessons learned publication](#), and
  - Cote d'Ivoire, Ecuador, Panama and Paraguay established multi-stakeholder REDD+ platforms; and Honduras strengthened its Indigenous Peoples Climate Change Platform.
- Capacity of indigenous peoples and CSO representatives to engage directly in national level decision-making strengthened in 10 countries, Colombia, Costa Rica, [Cote d'Ivoire](#), DRC, Myanmar, Peru, the Congo, Panama, Paraguay and South Sudan. For example, stakeholder engagement practices and networks strengthened in DRC through a [civil society led self-evaluation of civil society engagement in the REDD+ process](#); capacity built for and inputs received from 55 indigenous peoples representatives to develop safeguard systems in Costa Rica through [a series of workshops held in August](#); capacity built on REDD+ and engagement in REDD+ decision-making strengthened for 400 indigenous peoples leaders from 80 different indigenous peoples organizations in the Amazon Basin of Peru through [a series of national workshops held over November 2013-April 2014](#) (see [video](#)); capacity built for national and state-level civil society stakeholders in South Sudan on REDD+ and FPIC through [a series of workshops held in October](#);
- Indigenous peoples of Panama brought a complaint against the National Programme, complaint investigated by independent experts contracted by the UN-REDD Programme, which subsequently led the revision of the National Programme [Work Plan](#) in collaboration and partnership with national indigenous peoples groups.



##### Indicator b:

45 indigenous peoples and CSOs participated in international REDD+ processes:

- Recommendations and best practice approaches to engaging indigenous peoples developed through [a workshop](#) organized jointly by the UN-REDD Programme, FCPF and the German Federal Ministry for Economic Cooperation and Development (BMZ) 10-12 September. Over 80 indigenous peoples leaders, government and civil society representatives and international experts from 24 countries, including 36 Indigenous peoples and CSO organizations participated. Outputs included four regional and global analysis and lessons learned publications on indigenous peoples engagement in REDD+. (Publications: [Africa](#), [Asia-Pacific](#), [Latin America and the Caribbean](#), and [Global](#)).
- Indigenous peoples and CSO representatives to the Policy Board supported country-level indigenous peoples and CSO stakeholders to contribute to national and international-level decision making processes in partner countries through a series of activities:
  - Background to the claims made by COONAPIP against the National Programme in Panama assessed and guidance provided to decision making during the Policy Board meetings through a joint mission by indigenous peoples and CSO representatives for the LAC region and independent experts to Panama on 20 May; and the National Programme implementation and national application of safeguards in Paraguay reviewed, holding discussions with indigenous peoples and government stakeholders by the same mission participants in April;
  - Perspectives on stakeholder engagement concerns by COONAPIP presented by CONNAPIP at the tenth and the eleventh meetings of the Policy Board.
  - The proposed R-PP for Bangladesh reviewed and an [indigenous peoples statement](#) developed and submitted as supporting information to guide decision making on the approval of Bangladesh's submission to the eleventh meeting of the Policy;

<sup>18</sup> The indicator refers to activity level, hence the text on achievements addresses this level.

- Indigenous peoples representatives to the Policy Board for the Asia and the Pacific region held a national indigenous peoples consultation in Dhaka, Bangladesh on 23-24 October to review the REDD+ Roadmap and RPP submitted to the UN-REDD Programme in December 2013.
- CSO representative for the Africa region participated in the UNFCCC 19<sup>th</sup> Conference of Parties (COP 19) in November and engaged in international civil society processes to influence UNFCCC outcomes;
- CSO representatives for the LAC region participated in the annual summit of COICA in Colombia, on 13-15 December.
- Indigenous peoples' representatives from Suriname attended and contributed to the UNFCCC COP 19 in Warsaw, Poland, on 11-22 November.

**Output 4.5: Private sector engagement in REDD+ readiness and broad stakeholder consensus on private sector engagement is built.**

Output indicator	Baseline	Target
Number of UN-REDD partner countries with specific plans for private sector engagement developed through a consultative process.	The UN-REDD Programme has not supported any countries on the formal engagement of the private sector as part of REDD+ planning.	Three countries with work plans for private sector engagement that has been developed through a series of active engagement with key sections of the private sector and a broad range of relevant stakeholders.

**Output 4.5: Achievement against target as at 31 December 2013**

Three countries (Ecuador, Panama and Paraguay) progressed on identifying relevant private sector actors, focused both on forest carbon activities and the drivers of deforestation, for REDD+ implementation. Ecuador also progressed on identifying policy frameworks that will allow engaging the private sector in REDD+, through support to the Ministry of Environment.



**Output 4.6: Stakeholders at the community level engage in and contribute to the implementation of REDD+ readiness through 'Support to Community-Based REDD+'.<sup>19</sup>**

Output indicator	Baseline	Target
<p>a. Number of CBR+ Country Strategies adopted.</p> <p>b. Number of communities or indigenous peoples, with capacity to design, propose and implement CBR+ projects.</p> <p>c. Number of CBR+ projects identified for implementation</p> <p>d. Number of CBR+ projects under implementation.</p>	<p>a. No CBR+ Country Strategies developed or adopted.</p> <p>b. No communities or indigenous peoples have received training or support to design or implement CBR+ projects and awareness of the initiative is low.</p> <p>c. No CBR+ projects have been identified for implementation.</p> <p>d. No CBR+ projects are under implementation.</p>	<p>a. Six CBR+ Country Strategies developed and adopted (one per CBR+ pilot country)</p> <p>b. 40 proposals submitted for CBR+ grants across the six CBR+ pilot countries in a first call for proposals</p> <p>c. At least 18 CBR+ projects (three per country) identified for implementation.</p> <p>d. At least six CBR+ projects under implementation, across the six pilot countries.</p>

<sup>19</sup> Additional indicators to reflect the longer term impacts of CBR+ will be added after 2014.

**Output 4.6: Achievement against target as at 31 December 2013**

**Indicators (a) (b) and (c):** The development of the CBR+ Country Plans and initiation of the community grant processes will be rolled out in 2014 and progress against these indicators will be reported in 2014.

**Indicator d:**

CBR+ projects will begin implementation in 2014

**Supporting progress under indicator:**

- Together with the GEF Small Grants Programme (GEF-SGP) support to CBR+ initiative jointly developed: Fund and activity management system for CBR+ set up in collaboration with the GEF-SGP.
- Six CBR+ pilot countries selected (Cambodia, DRC, Nigeria, Panama, Paraguay and Sri Lanka).

**Outcome 5. Safeguards are addressed and respected and multiple benefits of REDD+ are realized.**

Outcome indicator	Baseline	Target
Number of countries having frameworks or roadmaps for addressing and respecting safeguards minimizing social and environmental risks and enhancing benefits, taking into consideration the UN-REDD social and environmental principles and criteria as a guiding framework.	Beyond initial design considerations, there is limited evidence that countries have comprehensive roadmaps or approaches in place to address and respect safeguards.	By 2014 at least 6 UN-REDD Programme partner countries have frameworks or roadmaps for addressing and respecting safeguards.

**Outcome 5: Achievement against target as at 31 December 2013**

Countries further moved towards putting in place frameworks for addressing and respecting safeguards, following the decision of the UNFCCC COP19 in Warsaw, 11-22 November that countries should provide a summary of information on all of the Cancun safeguards in order to be eligible for results-based REDD+. Viet Nam developed its roadmap for safeguards and six other countries (Cambodia, Costa Rica, DRC, Ecuador, Nigeria and Peru) advanced in their development of their frameworks or roadmaps for safeguards. In addition, Costa Rica advanced on identifying the necessary elements for its Safeguards Information System (SIS). Six countries (DRC, Ecuador, Nigeria, Panama, Paraguay and Tanzania) progressed on identifying and mapping potential biodiversity and ecosystem services benefits, and in some cases the potential zones for specific REDD+ actions. In addition, through the finalization of the conceptual framework for the Programme's support to the development of country approaches to safeguards, the development and refinement of tools as well as regional workshops in the Africa and Asia-Pacific regions, the Programme extended the support much more widely. These workshops reached 30 partner countries.

**Output 5.1: Countries make use of tools, guidance and support to develop approaches to capture multiple benefits.**

Output indicator	Baseline	Target
<p><b>a.</b> Number of UN-REDD partner countries utilizing multiple benefits tools and analyses to inform their REDD+ decision-making.</p> <p><b>b.</b> Number of new countries undertaking analysis of multiple benefits utilizing tools and assessments.</p>	Although six countries have begun multiple benefits assessments, the results have yet to be incorporated in REDD+ strategies and decision-making. Note: Tools and guidance have been developed focusing on mapping, impacts of different REDD+ actions on multiple benefits, and monitoring of these; and on application of SEPC to programme and strategy development. These have been applied to different extents in some countries (Indonesia, Bhutan, DRC, Tanzania, Nigeria and	<p><b>a.</b> At least 5 countries have which have started using multiple benefits tools and analyses, incorporate the results into REDD+ decision-making.</p> <p><b>b.</b> At least 5 new countries undertake analysis of multiple benefits utilizing tools and assessments.</p>



Ecuador). Economic valuation of ecosystem services and spatial decision support tools are in early application.

**Output 5.1: Achievement against target as at 31 December 2013**

**Indicator a:**

Two countries started using multiple benefits tools and analyses:

- DRC increased its capacity on spatial planning through training of six technicians by the direction of National REDD Coordination/la Coordination Nationale REDD (CN-REDD). Through a joint initiative, a spatial planning tool to help prioritise investment in the country developed by technicians from Remote Sensing of Central African Forests/Observatoire Satellital des Forêts d’Afrique Centrale (OSFAC), a regional technical institution working on remote sensing<sup>20</sup>.
- Nigeria identified priorities for REDD+ planning through a multi-stakeholder group workshop held in Calabar, 26 –27 November, including participants from civil society, communities potentially impacted by REDD+, federal and national government, and academia. Government participants with no previous access to GIS plan to use the open-source software in which they received UN-REDD training.

**Supporting progress under indicator a:**

- Countries and other participants proposed to various actions to mainstream safeguards and multiple benefits into their REDD+ work through the Asia-Pacific regional workshop<sup>21</sup> "Supporting planning for REDD+ activities through spatial analysis", in Bangkok, 9-11 October, attended by 36 participants (three women) from 15 countries alongside civil society and indigenous peoples’ representatives. See also its African equivalent, Output 5.2. ([Workshop report](#)).

**Indicator b:**

Five countries making progress, of which two are new<sup>22</sup> (the Congo and Paraguay), in undertaking analysis of multiple benefits utilizing tools and assessments:

- DRC held a learning-by-doing capacity building exercise for spatial analysis; Nigeria and Tanzania also did so using open-source GIS software. The resulting maps include potential benefits of REDD+, and potential zones for different REDD+ actions. Tanzania released a [brochure](#)<sup>23</sup>.
- Paraguay increased capacity for 30 people on REDD+ safeguards, risk and benefits, and spatial planning, with strong interest in forest restoration expressed.
- The Congo’s CN-REDD developed a plan for the valuation and mapping of potential benefits of REDD+ in September.



**Output 5.2: Countries make use of support to develop approaches to address and respect safeguards.**

**Output indicator**

- Coordinated, participatory framework on social and environmental safeguards and the relevant tools and support is developed and made available to partner countries from the UN-REDD Agencies.
- Number of UN-REDD partner countries that have identified core elements of their national approach

**Baseline**

- UN-REDD Programme coordinated approach is fully defined but requires further consideration of the roles of and linkages between relevant tools and support, both UN-REDD and those of external initiatives.
- 4 countries with NPs are working on national approaches to safeguards (Indonesia,

**Target**

- A framework for national approaches to safeguards has been developed in a consultative process by the UN-REDD Programme and is available to partner countries.
- At least 6 countries have identified core elements of their national approach to safeguards.

<sup>20</sup> OSFAC will present this to the REDD+ steering committee in the DRC in in the first quarter of 2014.

<sup>21</sup> It covered spatial analysis for use in strategy development and planning of demonstration activities. Clinics on specific issues were included, and countries identified future needs.

<sup>22</sup> Still planning phase.

<sup>23</sup> New training materials will be released in the first quarter of 2014.



to safeguards.

Ecuador, DRC, Philippines), supported to varying degrees by UN-REDD tools.

### Output 5.2: Achievement against target as at December 2013

#### Indicator a:

Coordinated framework developed and shared, an interagency coordination group on safeguards operational and safeguard tools in a late stage of development:

- [The UN-REDD Programme framework for supporting the development of country approaches to safeguards](#) released, ([Spanish](#) and [French](#)) (302 downloads of English version, 87 downloads of Spanish and 50 in French from the UN-REDD Workspace).
- Policy brief "[Putting Safeguards and Safeguard Information Systems into Practice](#)" released, ([Spanish](#) and [French](#)). Downloaded 6,116 times as of April 2014.
- Policy Brief, "[REDD+ and the 2020 Aichi Biodiversity Targets: Promoting Synergies in International Forest Conservation Efforts](#)", finalized in time for launch at a Convention on Biological Diversity side event on 16 October. ([Spanish](#) and [French](#)). (English, Spanish and French versions downloaded 1,099 times as of 29 January 2013).
- Countries knowledge sharing and exchange of experiences in developing safeguard approaches enhanced through the third UN-REDD Programme REDD+ regional lessons learned workshop for the Asia and the Pacific region held in Bangkok, Thailand, 5-6 March. The workshop brought together more than 70 participants from Partner Countries.
- Further understanding and insight into other countries' work on safeguards achieved through experience-sharing between countries at different stages of developing their national approach to safeguards at an Africa Regional Workshop on Safeguards and Multiple Benefits, Nairobi, Kenya, 17-19 September. Outputs included activities identified for design of national approach to safeguards and a list of risks, benefits and potential risk mitigation approaches for planned REDD+ actions. The workshop attended by participants representing 15 partner countries, donor, CSO and indigenous peoples representatives. ([Online](#) materials; workshop report: [English/French](#)). Of 34 African participants, 10 were women.
- A safeguards planning tool for countries - Country Approach to Safeguards Tool (CAST), which builds on the framework, ready for testing. The draft tool helps countries evaluate needs for putting into place or further developing a country approach to safeguards. CAST piloted in two regional workshops as well as national-level meetings/workshops in Nigeria, and improvements to structure and content followed. ([Presentation on country approaches and CAST](#))
- A revised version of the Benefits and Risks Tool (BeRT) drafted<sup>24</sup> to support countries in their work to review existing policies, laws and regulations (PLRs) and develop new PLRs, if needed.



#### Indicator b:

Seven countries (Costa Rica, the Congo, Cambodia, DRC, Ecuador, Nigeria, and Vietnam) initiated work on national approaches to safeguards and identified core elements to various degrees.

- Nigeria identified the key next steps for progressing the work on developing a country approach to safeguards and developing REDD+ spatial planning tools. A list of the potential risks and benefits from REDD+ collated. The CAST was used to identify and plan priority activities for the country's approach to safeguards. These achievements resulted from a multi-stakeholder workshop on safeguards and multiple benefits, and a smaller subsequent meeting in Calabar, 26-28 November.
- Costa Rica carried out an analysis of existing policies, laws and regulations as well as institutions and information sources for safeguards.
- Cambodia completed a preliminary review of safeguards and is preparing a finalized report.

<sup>24</sup> Finalization planned for 2014. The new BeRT has a different purpose and structure to the original BeRT, but draws on the same background.

- Ecuador progressed with their national safeguards building work, based on the Programme’s Safeguards Framework, REDD+ SES Framework and with the MoE support and is developing the safeguards information system. See also Output 5.3.
- Viet Nam developed a draft safeguards roadmap, which includes a detailed PLR review.
- The Congo has drafted a set of country REDD+ safeguards as part of their FCPF Strategic Environmental and Social Assessment (SESA) process by using the UN-REDD Programme Social and Environmental Principles and Criteria (SEPC) as a guiding framework. The country reported that their capacity to carry out spatial planning for safeguards was strengthened by the UN-REDD Programme Africa safeguards and multiple benefits workshop held in Nairobi, 17-19 September.
- DRC has a set of draft national safeguards and is developing a roadmap for safeguards implementation.

**Output 5.3: Countries make use of support to provide information on how safeguards are addressed and respected.**

Output indicator	Baseline	Target
<p><b>a.</b> Number of UN-REDD countries in which there is a clear design process outlined for the national safeguard information system (SIS).</p> <p><b>b.</b> Number of UN-REDD countries which have identified information sources or systems that can contribute to the SIS.</p>	<p><b>a., b.</b> Initial scoping and consultations for safeguard information system designs have begun but there are no UN-REDD countries where the process has been taken further.</p>	<p><b>a.</b> At least 4 countries have outlined a design for a SIS.</p> <p><b>b.</b> At least 2 countries have identified information sources or systems that can contribute to the SIS.</p>

**Output 5.3: Achievement against target as at 31 December 2013**

**Indicator a:**

Four countries are progressing on the development of national SIS:

- Costa Rica designed an approach for the development SIS, including socialization process to feed stakeholder input into set up and methodologies of the system.
- Peru analyzed and put forward elements and steps for a participatory monitoring system for REDD+ safeguards by indigenous peoples, along with a development plan for capacity building, in order to implement such a participatory monitoring system.
- Ecuador developed a methodological framework for their SIS, and is working on a final set of principles, criteria and indicators. As part of this process, Ecuador identified social and environmental risks and benefits for consideration in the SIS, through two sub-national consultation meetings in Puyo for [Amazonía](#), 6-7 May and in Tonsupa for [Esmeraldas](#), 9-10 May<sup>25</sup>.
- Argentina harmonized its approaches to SESA, REDD+ Social and Environmental Standards (REDD+ SES) and SEPC through design of frameworks, and progressed on processes for the provision of safeguards information to UNFCCC, through consultations.

**Supporting indicator a:**

- Country understanding of linkages between NFMS and SIS improved during a regional workshop, in Misahuallí, Ecuador, 23-26 April, through sessions that enhanced understanding of which biodiversity and ecosystem service indicators can be drawn from a national forest inventory. The workshop was attended by nine LAC countries.
- The exchange of country experiences promoted through a regional workshop on safeguards information systems in LAC, Lima, Peru, 24-25 October. The Programme’s conceptual framework on safeguards also presented at the ‘International Safeguards Experts Meeting on Safeguards Approaches for REDD+’ in El

<sup>25</sup> In 2014, Ecuador plans to work on their first summary report to the Convention on how safeguards are being addressed and respected.

Salvador, 13-14 August, hosted by GIZ/Central American Commission on Environment and Development.

**Indicator b:**

One country (Costa Rica) identified information sources/systems that can contribute to SIS, and one country (Zambia) designed a work plan to realize synergies between its NFMS and is developing its SIS.

**Outcome 6: Green economy transformation and REDD+ strategies and investments are mutually reinforcing.**

Outcome indicator	Baseline	Target
Number of UN-REDD Programme countries with national or sub-national development strategies that recognize REDD+ based investments as a means for transformation, and number of investment agreements based on forest multiple benefit investment options.	Development strategies have not reached the point of recognizing REDD+ based investments as a means for transformation, nor have multiple-benefit investment agreements.	By 2014, three UN-REDD Programme country strategies recognize REDD+ based investments, with at least three investment agreements recognizably based on multiple benefit investment options

**Outcome 6: Achievement against target as at 31 December 2013**

- Two countries have progressed the farthest on green economy transformation as measured by strategies with investment options based on multiple benefits:
  - Indonesia advanced on its green economy transition and model, spearheaded by work on REDD+. It includes a transition strategy and green economy indicators. (See also Output 6.3).
  - DRC finalized its investment plan and the National REDD+ Fund building on the identification of green economy and multiple benefits identification work. The country's preliminary [Threshold-21 model](#)<sup>26</sup> report also demonstrates the strength of green economy policies in terms of economic growth.
- The necessary knowledge base on green economy globally as well as in these countries and others increased through several in-depth reports and knowledge management products developed. (See Outputs 6.1-6.3).
- Three additional countries advanced the basis for green investments through valuation studies (See Output 6.1)

**Output 6.1: A strong business case for REDD+ is made.**

Output indicator	Baseline	Target
<p><b>a.</b> Number of case studies and UN-REDD country reports of investment opportunities and challenges for REDD+.</p> <p><b>b.</b> Global report on the "investment case" for REDD+ in multi-functional landscapes.</p>	<p><b>a.,b.</b> No case studies, global peer-reviewed report or country reports explicitly about the investment case for REDD+ have been undertaken by the UN-REDD Programme.<sup>27</sup></p>	<p><b>a.</b> At least 5 case studies and country reports, prepared in collaboration with partner countries, to identify investment opportunities and challenges.</p> <p><b>b.</b> At least one peer-reviewed and published global report on the investment case for REDD+.</p>

**Output 6.1: Achievement against target as at 31 December 2013**

**Indicator a:**

- Four countries (Indonesia, Panama, Tanzania and Zambia) completed valuations to establish the macroeconomic value of forest ecosystems. The knowledge gained

<sup>26</sup> Threshold 21 (T21) is a simulation tool designed to support comprehensive, integrated long-term national development planning.

<sup>27</sup> Note: Initial work is being undertaken to analyze forest-related investment opportunities; however given waning interest in some countries and concerns on what REDD+ can deliver, this work will advance knowledge and identify opportunities only in specific countries in the forest and related land use sectors.

through these valuations the value of forests, as measured by forest ecosystem services, to the national economy, which strengthens the business case for REDD+. It further contributes to Outcome 5 (Output 5.1, indicator b) and to countries abilities to design REDD+ strategies and interventions that delivers multiple benefits.

- [The Economics of Forest Carbon Projects Report](#) launched in June 2013, which highlights the lack of basic economic calculations and knowledge at the project level and the importance to conduct proper economic analysis of proposed REDD+ activities in the national REDD+ strategy processes.

**Indicator b:**

- A draft report *Building Natural Capital: How REDD+ can support a Green Economy* in [English](#), [Spanish](#) and [Bahasa](#) delivered in December 2013 by a working group under the UNEP's International Resource Panel. The report outlines how integrating REDD+ programmes into a green economy approach can conserve and even boost the economic and social benefits forests provide to human society. The report will be officially launched in March 2014.
- A regional report initiated on the role of forests and REDD+ in a Green Economy transformation in Africa.<sup>28</sup>

**Output 6.2: Countries develop investment options and strategies for REDD+, with technical advice provided**

Output indicator	Baseline	Target
<p><b>a.</b> Information on investment options for multi-landscape multiple benefits developed.</p> <p><b>b.</b> Number of countries where a baseline situation analysis of REDD+ investment potential is undertaken.</p>	<p><b>a.</b> Information on multi-landscape investment options is limited.</p> <p><b>b.</b> There are countries where discussions have been held about investment potential but there have not been in-depth quantitative or qualitative analyses of the situation.</p>	<p><b>a.</b> One report on investment options across landscapes to produce multiple benefits.</p> <p><b>b.</b> In at least 3 countries a baseline situation analysis on REDD+ investment potential is undertaken.</p>

**Output 6.2: Achievement against target as at 31 December 2013**

**Indicator a:**

Produced two reports on investment options across landscapes to produce multiple benefits.

- *The Little Book of Big Deforestation Drivers* (Book) launched in November in Warsaw in [English](#), [French](#), [Spanish](#) and [Bahasa](#). The Book represents a useful capacity-building tool for the partner countries and other relevant stakeholders on existing and new supply and demand side options to address the agricultural drivers of deforestation while supporting the implementation of SFM practices and REDD+. The book addresses growing demand from countries for guidance on clearer linkages between tackling the drivers of deforestation and REDD+.
- A peer-reviewed global report on *Financing Strategies for Integrated Landscape Investments* produced by a working group coordinated by EcoAgriculture Partners and will be launched in early 2014. The report uses a range of case studies from Brazil, Kenya and South Africa to highlight the opportunities and challenges for investment at landscape level and for the investment case for REDD+.

**Indicator b:**

One country made considerable progress and two countries advancing on the baseline situation analysis on REDD+ investment potential:

- Panama is completing the analysis on scenarios, benefits and costs of REDD+ and multiple benefits and preliminary results are available.<sup>29</sup> The initial results show that Panama can simultaneously achieve the goals of zero net emission, a positive net income flow from engaging in REDD+, and an increase in population welfare in the rural sector. In addition, the country can realize a number of environmental benefits depending on the criteria for order of entry into the programme.
- Ecuador and Paraguay are finalizing their analyses.

<sup>28</sup> IIED contracted to deliver the report, expected by October 2014.

<sup>29</sup> Final report will be available in March 2014 for Panama and in the third quarter of 2014 for Ecuador and Paraguay.

**Output 6.3: Countries make use of technical advice and support to develop transition strategies for addressing drivers of deforestation and forest degradation in the context of a green economy.**

Output indicator	Baseline	Target
<p><b>a.</b> Number of UN-REDD countries with transition processes addressing land use change based on drivers of deforestation and forest degradation in the context of a green economy.</p> <p><b>b.</b> Number of additional countries requesting and receiving technical support on REDD+ and green economy linkages.</p>	<p><b>a.</b> Although initial work has begun, no UN-REDD countries where transition processes have been linked to REDD+ processes.</p> <p><b>b.</b> 2 countries provided with initial technical support on concepts and initial brainstorming on the green economy.</p>	<p><b>a.</b> Two UN-REDD Programme countries where the transition processes are linked with REDD+ in the context of a green economy.</p> <p><b>b.</b> Support requested by and provided to 3 additional countries on the green economy.</p>

**Output 6.3: Achievement against target as at 31 December 2013**

**Indicator a:**

Two countries advanced significantly on linking REDD+ and the green economy as part of larger transition processes:

- Indonesia is developing the I-GEM (I-Green Economy Model), which provides national and provincial governments guidance in green economy transition. It is a fully integrated green economy approach aiming at greening social economic development plans. The I-GEM approach consists of a transition strategy, a set of green economy indicators and a tool based on systems dynamics modelling which will provide, for the first time, provincial planners an opportunity to use scientific based information in an integrated fashion as part of their plan preparation process. This process is on-going in Papua, Central Kalimantan and Jakarta provinces.
- DRC is finalizing its Threshold-21 model report exploring the impact of REDD+ and green economy policies.

**Indicator b:**

Three countries drafted proposals for technical support on green economy based on discussions held with the UN-REDD Programme and the official requests are expected to be submitted in early 2014:

- Kenya is planning for a study to assess the cost benefit for improving efficiency in forest product processing in terms of carbon benefits.
- Nepal is expected to submit the request for a targeted support in January 2014, which is aimed to determine the national value of forest ecosystem services and an experimental ecosystems accounts mechanism for forests developed.
- Mongolia held discussions on linking to the [Partnership for Action on Green Economy](#) (PAGE) initiative that is being piloted in the country.

**Outcome 7: UN-REDD Programme knowledge is developed, managed, analyzed and shared to support REDD+ efforts at all levels (lead/coordinated by the Secretariat).**

Outcome indicator	Baseline	Target
Rating of recognition and appreciation by stakeholders at all levels of UN-REDD Programme and its Knowledge products as a key source of knowledge on REDD+.	UN-REDD Programme products and events are developing recognition as a source of knowledge and information on REDD+ but recognition is not widespread.	By 2014, the UN-REDD Programme achieves at least 80% positive rating by key stakeholders at all levels as a source and hub of knowledge on REDD+.

**Outcome 7: Achievement against target as at 31 December 2013<sup>30</sup>**

The Programme has been taking a more systematic approach to the way it implements knowledge management to support countries with REDD+ readiness and implementation. Knowledge services are provided to countries through provision of knowledge products such as publications and web-based tools on important REDD+ topics, tailored to geographical focal areas; facilitation of knowledge flow through networks of practitioners and country-to-country knowledge exchanges; and provision of capacity development support services to assist countries in addressing their REDD+ knowledge needs and to share good practices throughout the Programme. Knowledge management systems developed during 2013 will be implemented in 2014 and are expected to enable the Programme to achieve the Target of Outcome 7.

**Output 7.1: Knowledge management (KM) resources and systems are developed and improved.**

Output Indicator	Baseline	Target
<p><b>a.</b> Percentage of UN-REDD Programme workspace country pages reflecting updated information.</p> <p><b>b.</b> Sustained or increased (i) UN-REDD website traffic and (ii) UN-REDD Programme online workspace usage.</p>	<p><b>a.</b> 30% of workspace country pages present updated information not older than three months.</p> <p><b>b.</b> (i) UN-REDD website had 212,971 visits and 126,283 unique visitors during Jan-Dec 2012; 1,059 members registered to the workspace at the end of 2012; (ii) 26,209 workspace visits during Jan-Dec 2012 with 224 new workspace users registered in 2012.</p>	<p><b>a.</b> Workspace country pages are up-to-date with 80% of country pages with updates no more than 3 months old</p> <p><b>b.</b> (i) UN-REDD website has traffic of at least 250,000 visits and 125,000 unique visitors per year; with an average of 90,000 unique visitors (ii) UN-REDD Workspace has annually at least 25,000 workspace visits, 500 active<sup>31</sup> members with 100 new workspace users registered per year.</p>

**Output 7.1: Achievement against target as at 31 December 2013**

**Indicator a:**

19 out of 49 country pages (39%) on the [UN-REDD Programme Collaborative Online Workspace](#) present updates not older than three months. Updates on country progress in the Programme, such as progress reports, analyses, financial updates, communication materials, missions, studies and events, were captured and presented through regular posts on country pages of the UN-REDD Workspace.

**Indicator b:**

- A total of 219,504 visits to the website (+3%) from 133,968 unique visitors (+6%) generating a total of 500,232 page views (-2%) in 2013, compared to 212,971 visits from 126,283 users generating a total of 510,315 page views in 2012. Furthermore, the number of unique visits increased from about 332,000 to 544,000, (increase of 64%). Improvements to the website strengthened the UN-REDD's ability to provide information and knowledge, coupled with efforts to reach out through social media channels to drive traffic to the website.
- The Workspace is constantly increasing its base of users. It had a total number of 1,265 members at the end of December 2013 (+16%) compared to 1,059 users at the end of 2012. There has been a slight decrease in the number of Workspace visits, from 26,209 in 2012 to 23,784 in 2013 (-9.1%). 8,835 (37.15%) of our visitors were new, compared to 35.82% average of new users in 2012. An indicator of the exchange of information facilitated through the Workspace is the 310

<sup>30</sup> Some results here listed under Output 7.2 were achieved with funds from various outputs. They are reported under their respective outputs and summarized under this output as they are relevant to the achievements under Output 7.2.

<sup>31</sup> The distinction is made of "active" members, who regularly use the workspace (at least once per year), in contrast to irregular users.

announcements posted during 2013 (average 6 per week), an increase on the 260 (average 5 per week) during 2012.

**Output 7.2: REDD+ knowledge is continuously generated, adapted and shared in various and innovative formats for learning, advocacy, promotion and capacity development.**

Output indicator	Baseline	Target
<p><b>a.</b> Number of Knowledge Products (KPs)<sup>32</sup> published and the number of hits (s from or views of the products from UN-REDD workspace, website or social media outlets).</p> <p><b>b.</b> Number of regional knowledge exchange workshops and number of participants.</p>	<p><b>a.</b> Two Lessons Learned publications and one Policy Brief have been published. No estimate of 2012 baseline number. of hits is available, since the software to establish baseline was not applied in 2012.</p> <p><b>b.</b> No regional knowledge exchange workshop held.</p>	<p><b>a.</b> At least 5 strategic KPs produced and used (1 Lessons Learned Booklet and 4 Policy Briefs); at least 2,000 downloads of each product.</p> <p><b>b.</b> At least one regional exchange workshop (with at least 20 participants) per year conducted in line with the UN-REDD Knowledge Management strategy.</p>

**Output 7.2: Achievement against target as at 31 December 2013**

**Indicator a:**

During 2013, 56 knowledge products were produced by the Programme covering a diverse range of topics related to REDD+, including 10 lessons learned publications and four policy briefs. The complete list of knowledge products is available on the [Workspace](#). This list does not include all knowledge products produced at a national level which the UN-REDD Programme may have supported in the production of these products, although at least 15 knowledge products were produced in multiple languages to aid dissemination. As products were launched throughout the year, the number of hits will vary depending on how recently they have been uploaded. Statistics were calculated as of April 2014 and there were around 60,000 hits for products hosted on UN-REDD Programme platforms, with an average of 788 hits for lessons learned publications and 3,780 hits for policy briefs and an average of 879 hits for other products.

**Indicator b:**

14 regional knowledge exchange workshops were held that brought together on average 50 representatives from countries to share their knowledge, experience, build capacity and engage with subject matter experts from across the REDD+ community on topics as diverse as NFMS, preventing corruption, FPIC, stakeholder engagement, safeguards and multiple benefits, spatial analysis, through to private sector engagement and financial management.

**Outcome 8: Timely and effective UN-REDD Programme Secretariat services provided to the UN-REDD partner countries, Policy Board and the UN agencies.**

Outcome indicator	Baseline	Target
<p>Procedures and practices provided or coordinated by the Secretariat, for helping agencies and the Policy Board fulfil their mandates in the UN-REDD Programme, are in full, effective implementation.</p>	<p>Policy Board and Secretariat established and functioning, based on existing Rules of Procedure and Terms of Reference.</p>	<p>By end of 2014, procedures and practices have been enhanced and clarified to ensure effectiveness, transparency and accountability of the support to the Policy Board to the satisfaction of its members, and improved monitoring tools are in use.</p>

<sup>32</sup> A Knowledge Product can be defined as explicit knowledge (knowledge that can be articulated, codified and stored), which is designed to assist in the transfer of knowledge to the end user. For example, publications, videos or web pages could be considered knowledge products.



**Outcome 8: Achievement against target as at 31 December 2013**

The Policy Board and participating UN agencies reached several important milestones such as the Review of the Policy Board Structure and efficiently incorporated further support to National Programmes and the SNA, with new thematic areas as well as lessons learned over the past five years, thanks to the favourable funding situation<sup>33</sup>. Specific areas (stakeholder engagement) strengthened and additional initiatives (e.g. CBR+, REDD+ Academy) incorporated through the nature of the Board's membership and transparent decision-making process of the two Policy Board meetings arranged and the tools and functions in place. The effectiveness and efficiency of the Programme saw developments in terms of implementation and tackling issues (e.g. Panama) through closer monitoring and coordination with joint missions, enhanced results framework for SNA and National Programmes, working groups coordinated at different levels, knowledge sharing and strategic directions. Countries' specific needs and circumstances could be further met through a more integrated approach across work areas and easier access to different delivery mechanisms (National Programmes, targeted support and Tier 2) and related practices and guidance.

**Output 8.1: Secretariat effectively managed, and overall efficient and effective interagency quality assurance and coordination mechanisms created.**

Output Indicator	Baseline	Target
<p><b>a.</b> % implementation of recommendations from External Programme Evaluation</p> <p><b>b.</b> % completion / implementation of review of MoU, Programme Strategy and Secretariat ToR.</p>	<p><b>a.</b> No external Programme Evaluation undertaken.</p> <p><b>b.</b> Review of MoU and Strategy not started; Secretariat ToR revised in 2012 but requiring further updates.</p>	<p><b>a.</b> Completed Programme Evaluation, 100% (full) implementation of Management Response recommendations relevant to time period</p> <p><b>b.</b> 100% completion of revision of the MoU, Programme Strategy and Secretariat ToR; fully (100%) coordinated and in use.</p>

**Output 8.1: Achievement against target as at 31 December 2013**

**Indicator a:**

- A percentage for the implementation of the UN-REDD Programme Evaluation recommendations cannot yet be given. The progress and methodology of the Evaluation presented at the eleventh Policy Board meeting<sup>34</sup>.

**Progress against indicator b:**

- 0% completion. The review and updating, as needed, of the Memorandum of Understanding (MoU) and Secretariat ToR will be undertaken once the post-2015 Programme Strategy is finalized. The post-2015 Programme Strategy development progressed through interagency discussion, activities and operations coordinated through weekly meetings of the UN-REDD Management Group and two four-day planning retreats organized in 29 May-2 June, Geneva, Switzerland, and 1-4 October, Rome, Italy, and through strategic direction on UN Agency contributions by the UN-REDD Strategy Group through periodic meeting. The initial discussion on the post-2015 phase will be held at the twelfth Policy Board meeting.

**Output 8.2: Interagency quality assurance for National Programmes provided.**

Output indicator	Baseline	Target
<p><b>a.</b> Number of NPs presented to the Policy Board and approved.</p> <p><b>b.</b> Number of NPs which have had recommendations</p>	<p><b>a.</b> 2 NPs presented to and approved by the Policy Board during the last 12 months.</p> <p><b>b.</b> 2 NPs independently reviewed. 1 NP subject to</p>	<p><b>a.</b> 6 new NPs submitted and approved by Policy Board.</p> <p><b>b.</b> Recommendations from independent reviewers'</p>

<sup>33</sup> See SNA revised workplan and budget for [Year 2 \(2013\)](#) and [Year 3 \(2014\)](#) as approved by the Policy Board in 2013.

<sup>34</sup> The main findings and the management response will be presented at the 12<sup>th</sup> Policy Board meeting.



from NP independent reviews and have incorporated them in the NP documents. c. Number of completed final NP evaluations.	final external evaluation and 6 NPs externally evaluated (3 planned for 2013). c. No completed final evaluations in 2012.	evaluations of all NPs in Target a., relevant to the time period, incorporated in the NP documents. c. 2 final evaluations completed by the end of 2013. 3 evaluation plans developed for 2014 final evaluations.
---	--	--

**Output 8.2: Achievement against target as at 31 December 2013**

**Indicator a:**

- Two National Programmes submitted to and approved by the Policy Board in 2013 (Bangladesh and Colombia), with five (Argentina, Cote d'Ivoire, Honduras, Mongolia and Uganda) invited to submit their National Programmes in 2014.

**Indicator b:**

- All submitted National Programme fund allocation requests (Bangladesh, Colombia and Sri Lanka) subjected to three independent technical reviews each and Secretariat ensured that recommendations have been addressed in the National Programmes Documents prior to signature<sup>35</sup>.

**Indicator c:**

- Three National Programme evaluations ((Indonesia, Tanzania and Viet Nam) conducted in 2013 and lessons incorporated in new National Programme design and Viet Nam Tier 2. Four National Programme evaluations (Ecuador, Philippines, Solomon Islands and Zambia) planned for 2014, hence the target exceeded.

**Output 8.3: Interagency quality assurance for the Support to National REDD+ Actions (SNA) provided.**

Output Indicator	Baseline	Target
<p>a. % of agreed recommendations for process, strategies and actions for SNA coordination made in NPWG and GPCG<sup>36</sup> meetings that were acted on by the Secretariat and agencies by the end of the reporting period.</p> <p>b. % of positive comments from the Policy Board on the progress of the SNA and on the UN-REDD Programme Annual and Semi-Annual Reports.</p>	<p>a. No tracking system available.</p> <p>b. No feedback form available.</p>	<p>a. 100% of recommendations acted on.</p> <p>b. 80 % positive feedback</p>

**Output 8.3: Achievement against target as at 31 December 2013**

**Indicator a:**

Measurability will be possible in 2014 with the implementation of the Secretariat tracking tool. Strategies agreed and actions acted on: independent evaluations related to the completion of the National Programmes of Indonesia and Tanzania; National Programme budget allocation to Bangladesh and Colombia; endorsement of Viet Nam's National Programme final independent evaluation; Argentina and Côte d'Ivoire National Programmes submissions, issue between Panama government and indigenous peoples and related investigation and evaluation of the National Programme; review of the Policy Board Structure; revision of SNA work plan and budget for Year 3 (2014) and Year 2 (2013); Community-Based REDD+ (CBR+); strengthened stakeholder engagement; REDD+ Academy; SNA Monitoring Framework 2013-2014;

<sup>35</sup> Colombia's National Product Document has not yet been signed.

<sup>36</sup> National Programme Working Group and Global Programme (SNA) Coordination Group.

costs for reporting at activity level; National Programmes analyses of challenges and implementation bottlenecks; and internal coordination of targeted support.

**Indicator b:**

Actual % rating will be addressed in the Feedback Form of the twelfth Policy Board Meeting. The qualitative feedback from the eleventh Policy Board a meeting was: *"...The Policy Board congratulated the Programme on progress achieved and expressed strong praise for the revised format of the Semi-Annual Update, especially sections highlighting challenges and opportunities"..... "The Board recognised Ecuador's report as a good example of reporting on achievements with linkages to the output and outcomes while other National Programme reports need some improvements in this respect". Overall, the Board urged even greater focus on results. "Regarding the update on the UN-REDD Programme fund, the Board requested that future presentations include a comparison with the status that was presented at the previous Policy Board meeting, so as to illustrate progress."*

**Output 8.4: Policy Board, Strategic Group and Management Group is operational and effective**

Output indicator	Baseline	Target
<p>a. % of Policy Board decisions acted on</p> <p>b. % positive rating of Policy Board meeting organization and documentation.</p>	<p>a. 85% of decisions acted on by the next Policy Board meeting</p> <p>b. No Policy Board meeting assessment form available.</p>	<p>a. Full set (100%) of Policy Board decisions acted on by the time of the next PB meeting.</p> <p>b. 80% positive feedback of Policy Board meetings.</p>

**Output 8.4: Achievement against target as at 31 December 2013**

**Indicator a:**

90%<sup>37</sup> of the decisions and actions requested at the eleventh Policy Board Meeting addressed and followed up on by the Secretariat. Although not fully in Secretariat's control, the decision on country rotation related to the review of the Policy Board structure not considered fully completed until put in practice. At this stage, capacity building workshops held and Rules of Procedures updated. The pending decision<sup>38</sup> from the tenth Policy Board Meeting acted on and completed.

**Indicator b:**

The response rate was low of the newly introduced feedback form at the 11<sup>th</sup> Policy Board - 20 responses received in total (with 7 women, 10 male and 4 left gender question blank). Of the responses received, the feedback was positive in terms of the information and support received prior to the meeting (81 – 100% average satisfaction); the overall impressions of the meeting sessions ranged from 62% to 86% average satisfaction for the content and conduct of the meeting. It was strongly agreed to have social events (94% satisfaction), with 69 – 75% satisfaction with the events provided. The suggestions received to improve the usefulness and effectiveness of the Policy Board meetings. As a practice; Policy Board members prepared well to make decisions through supporting documentation.<sup>39</sup>

**In support of the overall Output:**

Two Policy Board meetings organized– the 10<sup>th</sup> and the 11th Policy Board meetings (26-27 July in Lombok, Indonesia; and 9-10 December in Geneva, Switzerland. The number of participants were 91 (62 men and 29 women) and 96 (64 men and 32 women), respectively.

**Output 8.5: Result-based management, including monitoring and reporting, implemented across the UN-REDD Programme.**

<sup>37</sup> 8 out of 9 in total.

<sup>38</sup> 16 out of 17 decisions and actions requested at the tenth Policy Board meeting addressed and followed up on by the time of eleventh Policy Board meeting.

<sup>39</sup> The response rate to information sessions was too low to be meaningful.

Output Indicator	Baseline	Target
<p>a. Semi-/annual UN-REDD Programme reports meeting the standards<sup>40</sup> for results-based reporting, on a scale of 1-5.</p> <p>b. Improved tool for results based reporting and monitoring has been agreed and is in use.</p>	<p>a. UN-REDD Programme semi-annual report 2012 including National Programme and SNA achieving a rating of 2 on a scale of 1-5 for results-based reporting.</p> <p>b. National Programmes and agencies use reporting templates not fully-results based and no project tracker or similar tool in use.</p>	<p>a. All semi-/annual UN-REDD Programme reports achieve a rating of 4 out of 5 for results-based reporting.</p> <p>b. Collection tool of information (improved template or project tracker) agreed and used by all National Programmes and agencies for reporting and monitoring.</p>

**Output 8.5: Achievement against target as at 31 December 2013**

**Indicator a:**

The [Semi-Annual Update 2013](#) reached a rating of 3 (moderately satisfactory). The report format and the focus on progress towards results, or results achieved, provided a more coherent set of information at country and outcome levels thus enabling better tracking of support independently of the delivery modality. While enhancements noted of the reporting against the Monitoring Framework for the [SNA](#) and against individual results frameworks for the National Programmes, and the Update considered improved in comparison to the [Annual Report 2012](#), the shortcomings refer to some activity level reporting<sup>41</sup>. Although the Policy Board in its eleventh meeting expressed strong praise for the revised format, especially sections on challenges and opportunities, and highlighted some well-prepared National Programme reports, the Board urged greater focus on results.

**Indicator b:**

The main tool upgraded was the reporting format itself ([Semi-Annual Update 2013](#)), which better highlights results and provides room for elaboration on challenges, contingency measures and strategic issues ahead - all key areas for an improved RBM system.

In support of the indicator:

- The monitoring parameters of the SNA Monitoring Framework 2013-2014 were refined with the combination of quantitative and qualitative indicators and better linkages between the baselines, targets and indicators.
- All National Programme reports reached a more harmonized reporting framework enabling comparative assessment of progress, although each programme's results framework is tailored to national circumstances and national support. National Programme financial data, challenges and outcomes and progress also provided in a consistent fashion and a first portfolio level analysis of challenges and implementation bottlenecks was presented at the Eleventh Policy Board meeting.<sup>42</sup>

**Output 8.6: External partnerships enhanced and resource mobilization strengthened.**

Output indicator	Baseline	Target
<p>a. Number and funding amounts of renewed/enhanced donor commitments to the Programme.</p>	<p>a. One new donor, making a total of 5 donors, during 2012 and an annual SNA budget of US\$</p>	<p>a. Funds for 2014 raised at the same level as previous years (a total of approximately US\$ 34</p>

<sup>40</sup> Criteria based on UNDG's RBM Handbook, GEF evaluation guidelines UNDP audit terms.

<sup>41</sup> To enable to demonstrate progress and share key activities undertaken while results are still to come, this information is being provided in a new table on the Website and Workspace as a complement.

<sup>42</sup> At Programme level, the expansion/reactivation of the old project tracker, or development of a new tool, is prioritized for 2014.

<p><b>b.</b> Number of joint and/or back-back meetings with other relevant REDD+ initiatives.</p> <p><b>c.</b> Number of coordination arrangements/engagement strategies with other multi-lateral REDD+ initiatives.</p>	<p>25.6 million and US\$ 8 million for NPs.</p> <p><b>b.</b> 3 joint and/or back-to-back meetings during 2012.<sup>43</sup></p> <p><b>c.</b> One coordination /co-operation arrangement (Secretariat services for REDD+ Partnership).</p>	<p>million), with at least one additional donor.<sup>44</sup></p> <p><b>b.</b> 2 joint and/or back-to-back meetings with FCPF per year.</p> <p><b>c.</b> Strategy to engage systematically with key REDD+ players developed.</p>
--	---	--

**Output 8.6: Achievement against target as at 31 December 2013**

**Indicator a:**

In 2013, total of US\$ 46.5 million additional funds were received from three donor countries: Denmark US\$ 1.8 million, Norway US\$ 42.2 million and Spain US\$ 2.4 million. The funds from Denmark and Norway were new contributions to the UN-REDD Programme Fund while the contribution from Spain relates to funds initially made available for the SNA in 2012, provided directly to FAO, but subsequently deposited with the Multi-Partner Trust Fund Office (MPTF) in 2013 for inclusion in the UN-REDD Programme Fund.

**Indicator b:**

Two back-to-back meetings with the FCPF held (UN-REDD PB10 – FCPF PC15, 23-24 June 2013 in Lombok, Indonesia, and UN-REDD PB11 – FCPF PA6/PC1 in 8-10 December 2013 in Geneva, Switzerland) and one joint workshop on Knowledge Sharing, 11 December 2013 in Geneva. Experiences, knowledge and skills of the two initiatives shared at these meetings and workshop and another advantage is the cost savings.

**Indicator c:**

- One main new collaboration established with the GEF-SGP for CBR+, benefiting from the operational and technical expertise of both the Programme and the GEF. (See also Output 4.6).
- Steps taken to lay the basis for stocktaking and the launch of a systematic partner engagement/collaboration strategy in 2014.
- Collaboration with [Code REDD](#) and [Wildlife Works](#) for the organization of the REDD+ Talks: NYC, New York City, 18 September.



<sup>43</sup> UN-REDD Policy Board and FCPF Participants' Committee meetings and one Country Needs Assessment (CNA).

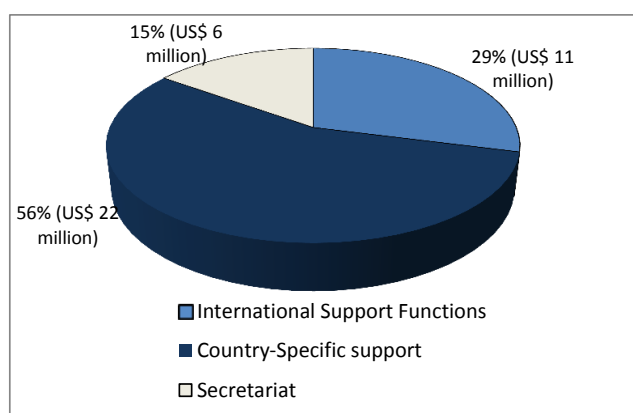
<sup>44</sup> Strategy to increase the donor base post 2015 to support the targets to the Programme strategy post 2015 developed.

### 3. Category of Support

The SNA is a delivery modality of the UN-REDD Programme that provides support to partner countries in various ways, including responding to their capacity needs and filling specific gaps in the countries' national REDD+ efforts. The SNA aims at strengthening the country capacity to implement REDD+, enhancing capacity to participate in international negotiations, jointly with countries developing REDD+ technical guidelines and tools to enhance knowledge on REDD+, and facilitating knowledge sharing and information exchanges of experiences in REDD+ related areas. Each of the eight outcomes of the SNA accordingly encompasses activities or results that can be broadly classified into three categories of support: i) international support functions (ISF)<sup>45</sup>; ii) country specific support; and iii) Secretariat. Below are descriptions of these main categories with main results within the reporting period.

In terms of expenditures of each category against the total SNA expenditures (November 2011-December 2013), the largest component corresponds to country-specific support (56 per cent of the expenditures or about US\$ 22 million). The proportion of the categories which is seen in Figure 1 shows a similar pattern for the bi-annual stock-takings since October 2012, when the split of expenditures into the categories was introduced<sup>46</sup>. However, there has been a significant growth in demand for targeted support and the approved amounts following the procedure are not immediate captured in the official financial system, hence the country-specific support proportion is larger than reported here.

**Figure 1. Expenditure of each category of support and its proportion of the total expenditure as of 31 December 2013.** (For exact amounts see section 4.1).



#### 3.1 Country-specific Support

Country-specific support refers to targeted support including backstopping. Targeted support is demand-driven, specific, support provided under one or more of the UN-REDD Programme work areas or outcomes of the SNA. In line with the nature of the SNA, all partner countries of the UN-REDD Programme are eligible to receive targeted support, subject to the availability of funds and the programming priorities of the work areas.

<sup>45</sup> Activities undertaken by both regional and headquarters UN-REDD Programme personnel, with a view to enhance knowledge on REDD+ related areas, enable countries to contribute to the development of technical guidelines, promote increased expertise on REDD+ and promote exchange of experiences, including South-South cooperation. The ISF activities are part of all UN-REDD thematic work areas or SNA Outcomes at the global and regional level.

<sup>46</sup> Categories of support were included for the first time in the Semi-Annual Report 2012.

Targeted support upon country request has been increasing in importance as a delivery modality of the SNA since the clarification of the [Procedures](#) to make a request was presented at the eighth Policy Board Meeting in Asunción, Paraguay, 25-26 March 2012 and due to larger amount being made available under the SNA for this category. In 2013, the amount of targeted support approved, including support to new countries requesting support (Cambodia, Cameroon, Colombia, Ghana, Guatemala, Honduras, Myanmar, South Sudan and Sudan) and top-up amounts<sup>47</sup> (Costa Rica<sup>48</sup>, Côte d'Ivoire, Indonesia, Kenya and Suriname) was US\$ 1.1 million.

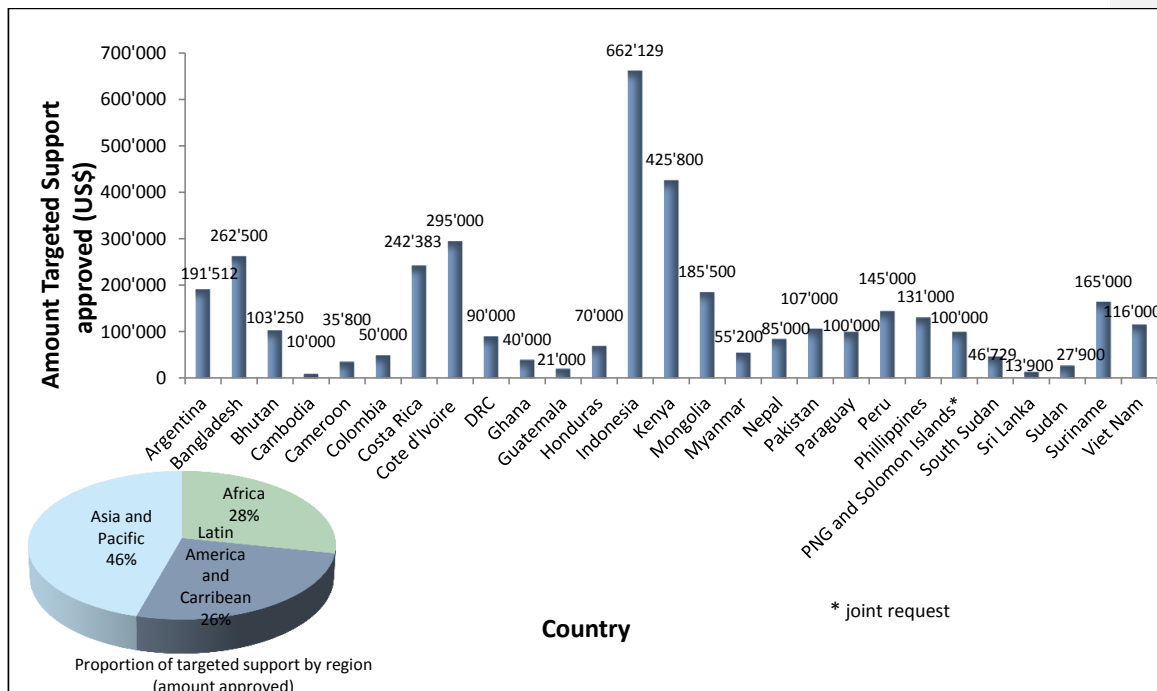
As of 31 December, the total number of countries that have been supported in their REDD+ efforts through this mechanism is 28 with almost US\$ 3.8 million approved in total.<sup>49</sup> Figure 2 shows the amount approved for each country. The majority (60 per cent) of the requests have come from countries without National Programme. For the ten countries with National Programmes the targeted support is intended to complement on-going REDD+ efforts consistent with the National Programme documents or to leverage other activities. The average size of the amounts approved was US\$ 135,000, with the largest total amount approved to a country, including top up amounts, being the support to the work on Participatory Governance Assessment by Indonesia (US\$ 662,000) followed by the support to Kenya (US\$ 426,000) focusing on gap analysis of the forestry legal framework relevant to REDD+ and REDD+ provisions to clarify major REDD+ legal issues, focusing on land and carbon tenure issues. Out of the total amount approved, the proportions to Africa and Latin America and the Caribbean are similar, while the relatively higher amount to Indonesia results in a significant higher amount to the Asia and Pacific region. See Figure 2. The number of countries submitting requests is similar across regions, while the relatively high amount approved to Indonesia results in a significant higher amount to the Asia and Pacific region. While half of the number of requests has included needs under more than one work area or SNA outcome, the highest number refers to requests under Outcome 2 (*Credible, inclusive national governance systems are developed for REDD+ implementation*) followed by required assistance under Outcome 1 (REDD+ countries have systems and capacities to develop and implement MRV and monitoring). The support provided to Bhutan, Kenya and Mongolia exemplifies a cross-sectoral approach, incorporating activities with linkages to three or four different SNA outcomes. See the National Programme country pages and Section 2.4.1 in the Annual Report 2013, for achievements in each country.

<sup>47</sup> An approved top up amount refers to additional support to a country that already has targeted support but requested additional support that was approved.

<sup>48</sup> No formal request need as addressed initial request from Costa Rica.

<sup>49</sup> In addition, consultations on targeted support opportunities are on-going in other partner countries between the lead ministries and the Participating UN Organizations.

**Figure 2. Amount of targeted support per country approved as of 31 December 2013<sup>50,51</sup> and proportion by region.**



<sup>50</sup> Requests registered by the UN-REDD Secretariat and forwarded to the agencies for decision on whether the requests can be met. Support to some of the listed countries was approved before process was fully established, especially with regard to PGA.

<sup>51</sup> Excluding 7% in indirect support costs.

#### 4. Financial Information

The table below provides financial information at the Output and Outcome levels and the breakdown by the participating UN Organizations for the period 1 November 2011 – 31 December 2013 of the SNA. The columns show the amount transferred, expenditures and delivery rate.

**Table 2. Budget and expenditure of the SNA from November 2011 to December 2014 at the Output and Outcome levels and a breakdown by the participating UN Organizations against the SNA Monitoring Framework (US\$).**

Programme Outcome (Reference: SNA Global Programme Framework Document)	Part. UN Org.	Approved Budget Allocation as of 31 December 2013 (1 Nov 2011 - 31 December 2014) <u>A</u>	Approved Budget Allocation for January - December 2014 <u>B</u>	Approved Budget Allocation for 1 Nov 2011 - 31 December 2013 <u>C</u>	Cumulative Expenditures 1 November 2011 to 31 December 2012 <u>D</u>	Expenditures 1 January to 31 December 2013			Total Cumulative Expenditures 1 November 2011 - 31 December 2013 (D + G) <u>H</u>	% Delivery (total cumulative expenditure / Approved Budget Allocation for 1 Nov 2011 - 31 Dec 2013) <u>H/C</u>
						Commitments <u>E</u>	Disbursement <u>F</u>	Total Expenditures (E+F) <u>G</u>		
<b>Outcome 1: REDD+ countries have systems and capacities to develop and implement MRV and monitoring</b>										
<b>Output 1.1:</b> Activities, tools and methods for MRV and Monitoring	FAO	5,491,802	2,391,536	3,100,266	1,533,790	0	1,192,714	1,192,714	2,726,504	
<b>Output 1.2:</b> Technical support to country-level implementation and capacity development	FAO	15,039,181	8,467,157	6,572,024	3,809,070	0	2,769,805	2,769,805	6,578,875	
	UNDP	577,000	161,000	416,000	290,759	0	169,342	169,342	460,101	
	UNEP	135,000	-	135,000	122,307	545	12,147	12,692	134,999	
<b>Sub-total Outcome 1</b>		<b>21,242,983</b>	<b>11,019,693</b>	<b>10,223,291</b>	<b>5,755,927</b>	<b>545</b>	<b>4,144,008</b>	<b>4,144,553</b>	<b>9,900,480</b>	<b>97%</b>
<b>Outcome 2: Credible, inclusive national governance systems are developed for REDD+ implementation</b>										



Support to National REDD+ Action: Global Programme Framework 2011-2015  
Annex to the Fifth Cons. Annual Progress Report of the UN-REDD Programme Fund, Annual Report 2013

<b>Output 2.1:</b> Nationally owned credible and inclusive systems of analysing, assessing and addressing governance challenges and collecting and sharing governance data.	FAO	831,640	313,941	517,699	197,990	-	203,586	203,586	401,576	
	UNDP	3,310,198	1,469,089	1,841,109	802,655	37,505	567,602	605,107	1,407,762	
<b>Output 2.2:</b> Strengthened national implementation of REDD+ readiness	UNDP	5,314,890	3,002,404	2,284,456	80,221	50,000	1,586,292	1,636,292	1,716,513	
<b>Output 2.3:</b> Forest related Legal Frameworks analyzed and strengthened for implementing REDD+ programmes and strategies at country level	FAO	1,255,641	706,513	549,128	179,204	-	287,177	287,177	466,381	
	UNEP	275,000	275,000							
<b>Output 2.4:</b> National capacity for performance based payments and inclusive benefit distribution systems (BDS)	UNDP	1,816,872	957,069	859,803	61,827	100,595	463,081	563,676	625,503	
<b>Output 2.5:</b> Support for identifying related policies and measures at national	FAO	1,298,329	695,438	602,891	162,982	-	203,205	203,205	366,187	

level( including to address drivers of deforestation and forest degradation)										
<b>Output 2.6:</b> Corruption risks in REDD+	UNDP	2,299,243	966,469	1,332,774	593,838	256,219	541,581	797,800	1,391,638	
<b>Output 2.7:</b> Provide technical support to strengthen institutional capacity for tenure(with a view to also address drivers of deforestation and forest degradation)	FAO	998,113	488,146	509,967	197,090	-	373,072	373,072	570,162	
<b>Output 2.8:</b> Women's participation in national REDD+ systems	UNDP	713,493	353,645	359,848	50,885	17,500	199,390	216,890	267,775	
<b>Sub-total Outcome 2</b>		<b>18,113,419</b>	<b>9,227,714</b>	<b>8,857,676</b>	<b>2,326,693</b>	<b>461,819.00</b>	<b>4,424,986</b>	<b>4,886,805</b>	<b>7,213,498</b>	<b>81%</b>
<b>Outcome 3: National systems for transparent, equitable, credible and accountable management of REDD+ funding are strengthened<sup>52</sup></b>										
<b>Output 3.2:</b> Transparent, equitable and accountable benefit distribution systems.	FAO	178,096	0	178,096	80,168	-	-	-	80,168	
<b>Output 3.4:</b> REDD+ benefits strengthen	UNDP	247,305	0	247,305	0	-	-	-	-	

<sup>52</sup> Expenditures up to 31 December 2012 only, outcome activities deferred until 2015.

equity and poverty reduction										
<b>Sub-total Outcome 3</b>		<b>425,401</b>	<b>0</b>	<b>425,401</b>	<b>80,168</b>	<b>-</b>	<b>-</b>	<b>-</b>	<b>80,168</b>	<b>19%</b>
<b>Outcome 4: Indigenous Peoples, local communities, civil society organizations and other stakeholders participate effectively in national and international REDD+ decision making, strategy development and implementation.</b>										
<b>Output 4.1:</b> Indigenous Peoples, local communities, civil society organizations, and other relevant stakeholders are informed of national and international REDD+ processes, policies and activities.	UNDP	1,466,917	868,500	598,417	128,041	50,000	95,156	145,156	273,197	
<b>Output 4.2:</b> Principles, guidelines and procedures for stakeholder engagement in national and international REDD+ processes developed through inclusive consultation.	UNDP	1,011,199	274,616	736,583	390,272	21,561	377,584	399,145	789,417	
<b>Output 4.3:</b> Support for the implementation of effective stakeholder engagement practices and guidelines in REDD+	UNDP	2,273,280	1,337,000	936,280	69,958	413,368	663,577	1,076,945	1,146,903	

countries										
<b>Output 4.4:</b> Stakeholders are supported to engage in and influence national and international REDD+ processes.	UNDP	1,267,243	628,450	638,795	300,715	9,479	227,349	236,828	537,543	
<b>Output 4.5:</b> Private sector engagement in REDD+ readiness and broad stakeholder consensus on private sector engagement is built.	UNEP	2,450,000	1,995,000	455,000	188,897	11,375	254,728	266,103	455,000	
<b>Output 4.6:</b> Stakeholders at the community level engage in and contribute to the implementation of REDD+ Readiness through support to community based REDD+	UNDP	3,738,318	-	3,738,318						
<b>Sub-total Outcome 4</b>		<b>12,206,957</b>	<b>5,103,566</b>	<b>7,103,393</b>	<b>1,077,882</b>	<b>505,783<sup>53</sup></b>	<b>1,618,394</b>	<b>2,124,177</b>	<b>3,202,059</b>	<b>45%<sup>54</sup></b>
<b>Outcome 5: Safeguards are addressed and respected and multiple benefits of REDD+ are realized</b>										

<sup>53</sup> Exclusive of commitments for CBR+.

<sup>54</sup> The delivery rate of Outcome 4 without the extra funds agreed upon in June 2013 for Output 4.6 is 95%. However low expenditure in Output 4.6 has resulted in a lower overall delivery rate of 45% for the Outcome for 2013. Please see "Challenges" section in the Annual Report, Stakeholder Engagement page.

Support to National REDD+ Action: Global Programme Framework 2011-2015  
Annex to the Fifth Cons. Annual Progress Report of the UN-REDD Programme Fund, Annual Report 2013

<b>Output 5.1:</b> Tools, guidance and support to countries available to capture multiple benefits	UNDP	753,390	193,050	560,340	279,763	-	-27,449	-27,449	252,314	
	UNEP	2,380,575	1,080,938	1,299,637	157,152	205,743	497,964	703,707	860,859	
<b>Output 5.2:</b> Support to countries to address and respect safeguards	FAO	1,704,765	956,231	748,534	337,287	-	359,689	359,689	696,976	
	UNDP	1,620,365	635,269	985,096	445,308	49,115	187,501	236,616	681,924	
	UNEP	2,637,801	1,509,697	1,128,104	281,783	204,985	364,587	569,572	851,355	
<b>Output 5.3:</b> Support countries to provide information on how safeguards are addressed and respected	UNDP	1,197,063	317,000	880,063	604,335	106,021	249,326	355,347	959,682	
	UNEP	3,472,017	992,600	2,479,417	1,344,422	6,671	520,542	527,213	1,871,635	
<b>Sub-total Outcome 5</b>		<b>13,765,976</b>	<b>5,684,785</b>	<b>8,081,191</b>	<b>3,450,050</b>	<b>572,535</b>	<b>2,152,160</b>	<b>2,724,695</b>	<b>6,174,745</b>	<b>76%</b>
<b>Outcome 6: Green economy transformation and REDD+ strategies and investments are mutually reinforcing</b>										
<b>Output 6.1:</b> Making a strong business case for REDD+	UNEP	2,208,991	980,822	1,228,169	296,792	111,733	494,122	605,855	902,647	
<b>Output 6.2:</b> Technical advice in support of investment options and strategies for REDD+	UNEP	2,590,603	1,312,970	1,277,633	605,415	251,721	370,498	622,219	1,227,634	
	UNDP	213,102	73,736	139,366	26,450	-	61,995	61,995	88,445	
<b>Output 6.3:</b> Technical advice and support for addressing drivers of deforestation and forest degradation in the context of a green economy	UNDP	1,675,000	1,675,000							
	UNEP	2,974,906	995,000	1,979,906	812,923	157,173	460,304	617,477	1,430,400	

Support to National REDD+ Action: Global Programme Framework 2011-2015  
Annex to the Fifth Cons. Annual Progress Report of the UN-REDD Programme Fund, Annual Report 2013

<b>Sub-total Outcome 6</b>		<b>9,662,602</b>	<b>5,037,528</b>	<b>4,625,074</b>	<b>1,741,580</b>	<b>520,627</b>	<b>1,386,919</b>	<b>1,907,546</b>	<b>3,649,126</b>	<b>79%</b>
<b>Outcome 7: UN-REDD Programme knowledge is developed, managed, analyzed and shared to support REDD+ efforts at all levels (lead/coordinated by the Secretariat)</b>										
<b>Output 7.1:</b> knowledge management (KM) resources and systems developed and improved	FAO & Sec	218,026	11,112	206,914	219,481	-	11,112	11,112	230,593	
	UNDP & Sec	620,704	435,200	69,990	9,990	35,150	33,240	68,390	78,380	
	UNEP & Sec	487,134	58,000	429,134	269,491	3,338	23,970	27,307	296,798	
<b>Output 7.2:</b> REDD+ knowledge is continuously generated, adapted and shared in various and innovative formats for learning, advocacy, promotion and capacity development.	FAO & Sec	949,911	462,602	487,309	213,866	-	288,017	288,017	501,883	
	UNDP & Sec	1,799,611	1,663,400	65,416	40,416	-	24,653	24,653	65,069	
	UNEP (Sec)	860,915	406,886	454,029	44,589	56,356	356,627	412,984	457,572	
<b>Output 7.3:</b> Design, develop and deliver a REDD+ Academy with associated resources and tools for REDD+ capacity development (new output)	UNEP	1,100,000	1,100,000	-						
<b>Sub-total Outcome 7</b>		<b>6,036,302</b>	<b>4,137,200</b>	<b>1,712,792</b>	<b>797,832</b>	<b>94,844</b>	<b>737,619</b>	<b>832,463</b>	<b>1,630,295</b>	<b>95%</b>
<b>Outcome 8: Timely and effective UN-REDD Programme Secretariat services provided to the UN-REDD partner countries, Policy Board and the UN agencies</b>										
<b>Output 8.1:</b> Secretariat effectively managed,	All	2,776,018	1,668,493	1,143,248	564,230	48,472	508,843	557,315	1,121,545	

and overall efficient and effective interagency quality assurance and coordination mechanisms created										
<b>Output 8.2:</b> Interagency quality assurance for National Programmes provided.	All	1,295,237	352,046	978,914	379,629	46,269	485,713	531,982	911,611	
<b>Output 8.3:</b> Interagency quality assurance for the Support to National REDD+ Actions (SNA) provided.	All	1,079,364	285,099	829,987	355,638	44,066	462,584	506,650	862,288	
<b>Output 8.4:</b> Policy Board, Strategic Group and Management Group is operational and effective.	All	2,048,940	716,338	1,368,325	739,160	52,879	555,101	607,980	1,347,140	
<b>Output 8.5:</b> Result-based monitoring and evaluation framework implemented	All	1,560,107	1,096,491	499,339	273,425	17,626	185,034	202,660	476,085	
<b>Output 8.6:</b> External partnerships enhanced and resource mobilization strengthened	All	288,834	152,030	172,527	-	11,016	115,646	126,662	126,662	

<b>Output 8.7:</b> Secretariat effectively provides for country leadership towards more integrated and better coordinated programmes and readiness activities.	All	1,200,000	1,200,000					-		
<b>Sub-total outcome 8</b>		<b>10,248,500</b>	<b>5,470,497</b>	<b>4,992,340</b>	<b>2,312,082</b>	<b>220,328</b>	<b>2,312,921</b>	<b>2,533,249</b>	<b>4,845,331</b>	<b>97%</b>
<b>Total per Participating UN Organization (all outcomes):</b>	<b>FAO</b>	<b>31,617,355</b>	<b>17,179,202</b>	<b>14,438,152</b>	<b>7,477,010</b>	<b>-</b>	<b>6,223,809</b>	<b>6,223,809</b>	<b>13,700,819</b>	<b>95%</b>
	<b>UNDP</b>	<b>34,220,102</b>	<b>15,857,032</b>	<b>18,363,073</b>	<b>4,817,235</b>	<b>1,231,812</b>	<b>6,334,662</b>	<b>7,566,474</b>	<b>12,383,709</b>	<b>67%<sup>55</sup></b>
	<b>UNEP</b>	<b>25,864,684</b>	<b>12,644,749</b>	<b>13,219,934</b>	<b>5,247,966</b>	<b>1,144,669</b>	<b>4,218,536</b>	<b>5,363,205</b>	<b>10,611,171</b>	<b>80%</b>
<b>Indirect Support Cost (7%)</b>		6,419,150	3,197,669	3,221,481	1,225,955	166,354	1,174,391	1,340,744	2,568,699	
<b>Grand Total</b>		<b>98,121,291</b>	<b>48,878,652</b>	<b>49,242,639</b>	<b>18,768,166</b>	<b>2,542,834</b>	<b>17,951,398</b>	<b>20,494,232</b>	<b>39,262,398</b>	<b>80%<sup>56</sup></b>

<sup>55</sup> The overall delivery rate for UNDP without the extra funds agreed upon in June 2013 for Output 4.6 is 85%. However low expenditure in Output 4.6 has resulted in a lower overall delivery rate of 67% for 2013. Please see "Challenges" section in the Annual Report, Stakeholder Engagement page.

<sup>56</sup> The approved budget and expenditures for UNEP includes US\$ 613,695 provided directly by the Government of Spain. A difference of US\$ 1,561 between the MPTF figures is a result of indirect support costs of 8% charged on these funds.



#### 4.1 Expenditures per SNA category of support

The below table shows the category of support expenditures and the proportion of the total expenditure, as further elaborated on in section 3.2.

**Table 3. Expenditure of each category of support and the proportion of the total SNA expenditure as of 31 December 2013.**

Category of support	Expenditures, 1 November 2012 - 31 December 2013 (US\$) <sup>57</sup>	Category expenditure/ total expenditure as of 31 December 2013 (%)
International Support Functions	11,386,234	29
Country Specific Support	21,949,258	56
Secretariat	5,928,906	15

<sup>57</sup> Including indirect support costs.