

Questionnaire analysis

Workshop on National Inventory System
Rome, 24-28 January 2010
Natcha Tulyasuwan

 Coalition for Rainforest Nations



Johann Heinrich
von Thünen-Institut



The logo for GIZ, consisting of the lowercase letters "giz" in a bold, red, sans-serif font.


The logo for the UN-REDD Programme, with "UN-REDD" in blue and red and "PROGRAMME" in red below it.



1. Introduction
 2. Analysis
 3. Conclusions and recommendations
 4. Additional issues to be addressed
- 


1. Introduction

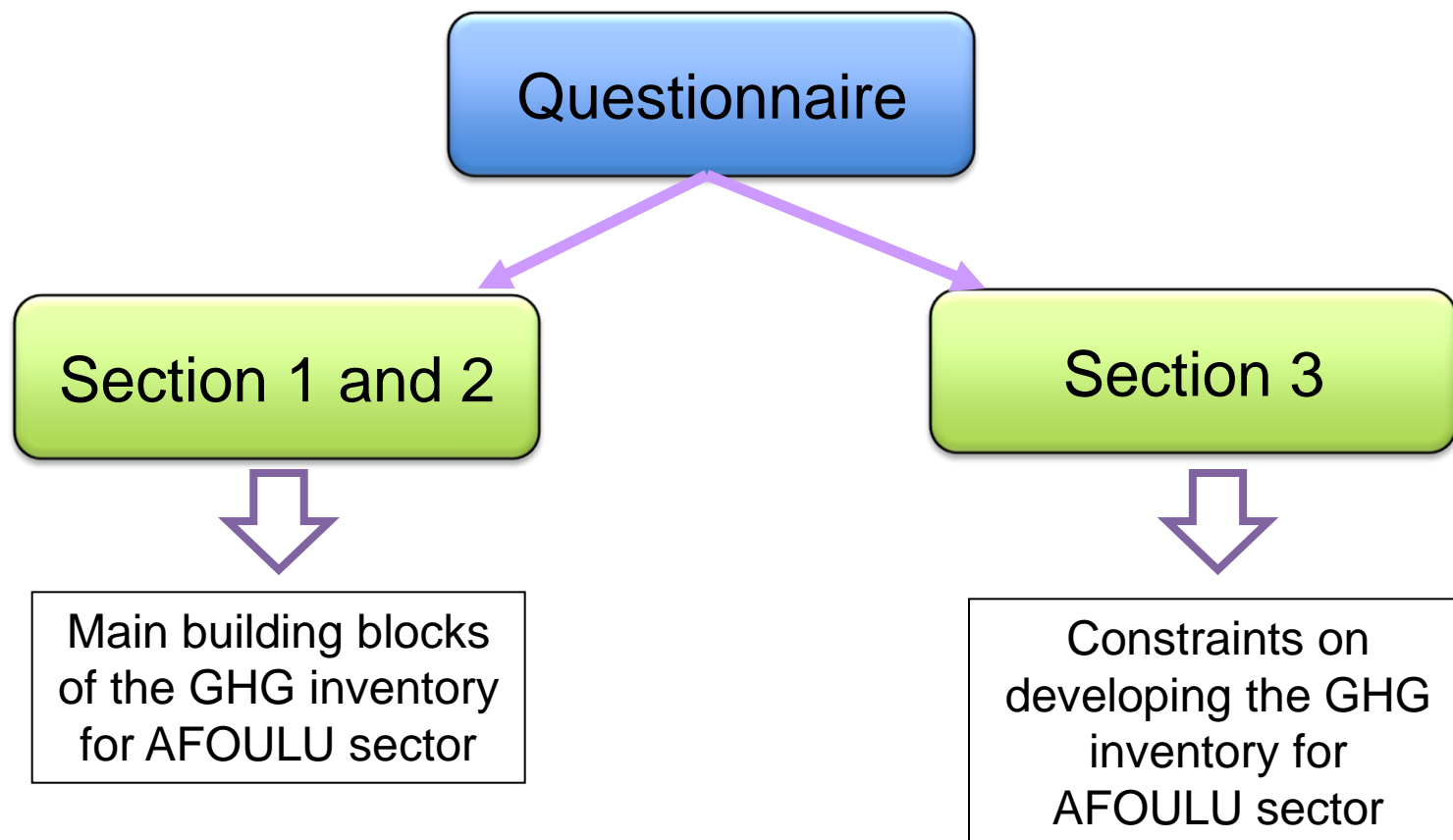
3

- REDD+ will be included as a mechanism to enable the mobilization of financial resources from developed countries to developing countries.
 - REDD+ mechanism requires a common *approach to MRV* results to ensure *comparability* in measured outcomes.
 - National GHG inventory serves as a foundation to move towards the MRV approach.
 - A national GHG inventory should over time include all GHG emissions and removals on the whole national managed land area.
- 

Objectives

4

1. To make an assessment of the current status of the national inventory system and national GHG with the focus on AFOULU sector
 2. To identify needs and potential constraints in developing national inventory system towards MRV
- 
- A decorative red bar with a gradient, starting from a solid red on the left and fading to white on the right, located at the bottom of the slide.



- The main building blocks that are covered in the questionnaire are:
 1. Institutional arrangements: permanence, relationships
 2. Resources: financial and human resource
 3. Software development
 4. Archiving system
 5. Website publication
 6. Inventory development cycle
 7. Key category analysis

Institutional arrangements:

Q.1- 6: Existence of entities with mandate for (i) coordinating REDD+ issues, (ii) climate change activities, (iii) developing national GHG inventory, (iv) developing GHG inventory for forestry sector, (v) developing GHG inventory for agriculture and land-use, land-use change sector, (vi) compiling NFI, (vii) collecting data from agriculture sector AND plan to establish the entities, if not already existed

*Q. 7: Permanence of the forest inventory unit, agriculture unit and national GHG inventory unit

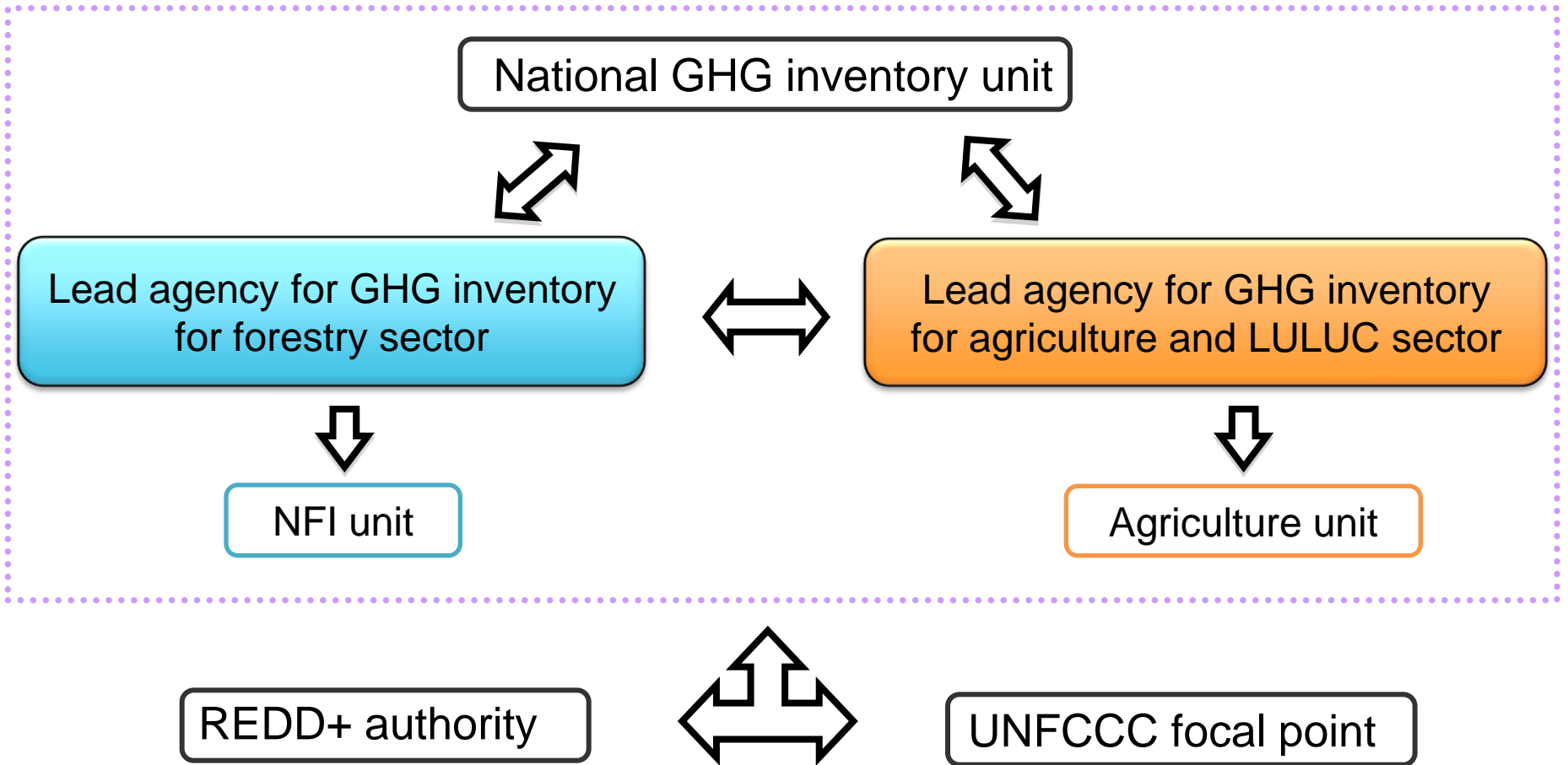
*Q.11: Permanence of the staff positions (at least 5 years contract) in the three units

Institutional relationship:

*Q.8-10: The functional and decision-making relationship between the units for forest inventory, agriculture and national GHG inventory

*Q.10: The relationship between the forest inventory unit, agriculture unit, national GHG inventory unit and the UNFCCC national focal Point

*Q.13.1: The relationship between REDD+ authority and the units in charge of estimating GHG emissions and removals from forestry, agriculture and overall national GHG inventory.



Q.11: Financial backing of the units for national GHG inventory, NFI and agriculture (Please also identify the source - national budget, international support etc.)

Q.20: Ability of national experts to meet the future reporting requirement.

Q.13: Plan to train additional employees for the GHG inventory.

Q.19: The use of consultants or other international institutions and plan to involve them again.

Q.14, 15: Development of specific software for estimating emissions and removals

Q.16: Archiving system and format

Q.17: Website for publicizing national GHG inventory information and possibility as well as potential difficulties to create one, if not yet established

Q.Section 1.2: Inventory cycle displaying the process and associated time length

Q.Section 2: Key category analysis performance

*Q.Section 3: Issues of concern (dividing into 6 different areas)

2. Questionnaire analysis



Existence:

- Majority of the Parties have an entity with mandate for coordinating REDD+ activities (73%) and a climate change office (73%)
- Majority of the Parties have an entity with mandate for developing national GHG inventory (55%)
- Majority of the Parties do not have an entity with mandate for NFI (64%) and for collecting agriculture data (45%)
- Majority of the Parties have a lead agency for Agriculture and LULUC (45%) and for forestry (55%)

Permanence:

- Most of the Parties do not answer to the questions of permanence of the institution and the staffs

Relationship between the units:

- Majority of the Parties (72%) provided incomplete/ not clearly specified answers for this or not provide any answers at all.

Relationship with the UNFCCC focal point:

- Majority of the Parties (72%) provided incomplete/ not clearly specified answers for this or not provide any answers at all.

Relationship with REDD+ authority:

- Majority of the Parties (54%) provided incomplete/ not clearly specified answers for this or not provide any answers at all.

Financial resources:

- Majority of the Parties do not provide answer regarding financial resources for the national GHG inventory unit, forest inventory unit and agriculture unit.

Human resources:

- All of the Parties use consultant and/or international agencies to help develop the national GHG inventory and 72% of the Parties intend to include them again for the next inventory development.
- Majority of the Parties (55%) do not have national expert specialized enough to cope with future reporting requirement.
- Majority of the Parties (45%) do not provide answer regarding additional training plan.

Software:

- Majority of the Parties (82%) did not use special software to develop the estimates.

Archiving:

- Majority of the Parties (64%) have archiving system. Of those with the system, 57% has archived in both electronic and hard copy formats.

Website:

- Majority of the Parties (91%) do not have a website to publish the national GHG inventory. 55% of the Parties believe it would be possible to establish one. Major difficulties however are lacking IT skill and budget.

Key category analysis:

- Majority of the Parties (73%) did not perform the KCA.

Issue	Problem
Land representation	<ul style="list-style-type: none"> -Lacking country-specific EFs (3) -Weak coordination between institutions (2) -Lacking a team responsible for data collection (1) -Lacking an updated land cover map (1) -Lacking tool to build land cover map (1) -Methodological issue (1)
Forest C stock	<ul style="list-style-type: none"> -Weak coordination between institutions (3) -Lacking country-specific EFs (2) -Lacking a team responsible for data collection (1) -Lacking an updated land cover map (1)
Other C stock	<ul style="list-style-type: none"> -Lacking country-specific EFs (2) -Lacking a team responsible for data collection (1) -Lacking sufficient data (2) -Data inconsistency (1)
Forest fire	<ul style="list-style-type: none"> -Lacking country-specific EFs (2) -Weak coordination between institutions (1) -Lacking a team responsible for data collection (1)
Other sources of non-CO2 emissions	<ul style="list-style-type: none"> -Lacking country-specific EFs (1) -Lacking coordination (1)

3. Conclusion and Recommendations



___ Data gaps and constraints result in estimations of emissions and removals in AFOULU sector with high uncertainty.

___ Responsible factors: The lack of supportive framework, relationship between institutions and technical capacity need to be addressed in the context specifically for data collection.

- A) Identify required data and its availability
- B) Establish legally-binding instruments or voluntary cooperation
- C) Train involved personnel on techniques of data collection, reporting and management
- D) Consider an adoption of integrated software for AFOLU sector
- E) Creation and maintenance of a web-based data collection and database.

Country-specific EF can help estimate emissions and removals from AFOULU more accurately than default EFs. In many Parties, research for local Efs remains lacking.

Responsible factors: The lack of supportive framework, relationship between institutions and financial support for research.

A) Level of awareness about the value of EFs should be enhanced among politicians and decision-makers.

B) Bilateral or regional cooperation can provide cost-effective means to share the cost for developing country-specific EFs.



Weak coordination between institutions particularly with key data providers has obstructed the compilation of GHG inventory for AFOULU sector.


Responsible factor: The absence of formal GHG inventory team.


A) GHG inventory team should be formalized by the use of mandate or contract, MOUs and formal agreement in a long-term manner.

B) To strengthen the relationships with other involved, the aforementioned legal instruments can be used. Other governance mechanisms, e.g. working groups, steering committee, advisory board can be used.

Many Parties have suffered from the insufficient national capacity to carry out the inventory.


Responsible factors: The lack of skilled human resources, technology, relationship between institutions and financial support.

- A) Legal instruments should be implemented to assign an entity with sufficient technical capacity to perform the technical task
 - B) Training and capacity-building program should be frequently provided.
 - C) Bilateral or regional cooperation for capacity-building should be conducted.
- 

- Country-specific solutions are necessary.
 - Out of the 11 Parties, answers regarding permanence, relationship between institutions, financial resources and additional training is not provided by the majority of the Parties. This leads to uncertainty in the assessment of current needs and hence recommendations.
- 

4. Additional issues to be addressed



- QA/QC activities
 - Documentation
 - Relationship between REDD+ authority and UNFCCC focal point
 - Financial resources: source of financing
 - Please list the needs/barrier wherever possible, e.g. KCA is not performed. Why? What are the barriers? What are your needs to overcome such barriers?
- 

For more information...



Matieu.henry@fao.org

Natcha.tulyasuwan@fao.org

http://www.unredd.net/index.php?option=com_docman&task=cat_view&gid=985&Itemid=53

Thank you for your attention

Workshop on National Inventory System
Rome, 24-28 January 2010

 Coalition for Rainforest Nations


Johann Heinrich
von Thünen-Institut



The logo for GIZ, consisting of the lowercase letters "giz" in a bold, red, sans-serif font.

The logo for the UN-REDD Programme, with "UN-REDD" in blue and red, and "PROGRAMME" in red below it.

