



Empowered lives.  
Resilient nations.

# Are you ready for REDD+?

## -Asia and the Pacific-

Asia-Pacific UN-REDD Programme

October 2014



# Assessing REDD+ Readiness in 24 Countries

UN-REDD National Programme Countries	Other UN-REDD Partner Countries (Targeted Support)	Non-UN-REDD Countries
Cambodia	Bhutan	Afghanistan
Bangladesh	Lao PDR	China
Indonesia	Malaysia	Fiji
Myanmar	Mongolia	India
Papua New Guinea	Nepal	Iran
The Philippines	Pakistan	Samoa
Solomon Islands		Thailand
Sri Lanka		Timor-Leste
Viet Nam		Vanuatu



Map: STAT PLANET

The UN-REDD Programme in the Asia-Pacific Regional Centre undertook a study to assess the level of progress in REDD+ readiness in the region (“Asia-Pacific REDD+ Analysis”) in 2013 and early 2014.

# Objectives

1. Ensure delivery of an *efficient and effective assistance* to countries
2. Identify and promote *South-South cooperation* in order to assist countries in the region in developing their capacity to face, avert, and *overcome major development challenges* in the REDD+ readiness process
3. Facilitate and strengthen *coordination and cooperation among UN-REDD agencies and other organizations* in supporting REDD+ activities, and assist the concerned agencies and countries in the region in *identifying their different needs, requirements and challenges*

There are several studies and assessments that aim to address progress and needs on REDD+ readiness and activities by country and region:

- *CIFOR “Global Comparative Study of REDD+”*
- *Martin Herald “An assessment of national forest monitoring capabilities in tropical non-Annex I countries: Recommendations for capacity building” (2009)*
- *RECOFTC “Country Assessments on REDD+ Capacity Building Services” (May 2012)*
- *UN-REDD Programme “Country Needs Assessment (CNA) on REDD+ readiness among UN-REDD & FCPF Countries” (Oct 2012)*
- *FCPF “Readiness Package Assessment Framework”*

# What's the difference?

- UN-REDD Asia-Pacific Readiness Assessment aims to identify what supports and results should be delivered:

- Based on ***concrete indicators*** where the data is provided by ***NFP via survey*** and desk-based research
- Supplemented by another survey about ***stakeholders' perceptions and knowledge***
- Results to be presented in ***an intuitive and graphical manner***
- Annual assessment – we plan to conduct ***every year***

- 6 categories, 53 indicators, 2 types of surveys, 24 countries, an interactive website!

# When did we do this?

	Methodology Development (indicators, etc.) (2012-2013)	Original Stakeholder Survey (2013)	Booster Sample (2014)
Draft categories and indicators	Nov/Dec-12		
Experts review/indicator weights	Jan/Feb-13		
Survey statistician on board	27-May-13		
Initial invitation (pilot tests)		11-Jul-13	
Reminder (pilot countries)		31-Jul-13	
Initial invitation (all countries)		14-Aug-13	
Reminder (all countries)		24-Aug-13	
Follow up calls (all countries)		n/a	
Closure of original survey		15-Oct-13	
Initial invite			17-Jan-14
1 <sup>st</sup> reminder			29-Jan-14
2 <sup>nd</sup> reminder			17-Feb-14
Closure of "booster" survey			1-Mar-14

# Methodology and Data Sources

Baseline



National Focal Point (NFP) Survey

Desk-Based Research

Multi-Stakeholder Survey

REDD+ Readiness Score

- A. National and International Policy Framework
- B. Management of REDD+ Readiness
- C. National REDD+ Strategy Development
- D. Monitoring, MRV, FREL/FRL
- E. Benefit Distribution and Financial Management
- F. Social and Environmental Safeguards

*Do stakeholders know?  
If so, what do they think?*

# Sample Question to NFP

Now please let us know more about REDD+ readiness in your country.

3. In Papua New Guinea do you have... \*

	Yes	No	Don't know
A REDD+ readiness roadmap (or equivalent?) *	<input checked="" type="radio"/>	<input type="radio"/>	<input type="radio"/>
A REDD+ office *	<input checked="" type="radio"/>	<input type="radio"/>	<input type="radio"/>
A national REDD+ strategy? *	<input checked="" type="radio"/>	<input type="radio"/>	<input type="radio"/>
A Green House Gas (GHG) inventory unit? *	<input checked="" type="radio"/>	<input type="radio"/>	<input type="radio"/>

Back

Next

32%



**6. How satisfied are you with the level of implementation and quality of these policies, regulations or documents? \***

1 star means "not satisfied at all"

5 stars means "extremely satisfied"

	Satisfaction: Level of Implementation	Satisfaction: Quality
REDD+ Strategy	☒ ★ ★ ★ ★ ★	☒ ★ ★ ★ ★ ★
Anti-corruption law	☒ ★ ★ ★ ★ ★	☒ ★ ★ ★ ★ ★
Anti-Corruption commission	☒ ★ ★ ★ ★ ★	☒ ★ ★ ★ ★ ★
Laws and regulations <u>recognizing traditional land rights</u>	☒ ★ ★ ★ ★ ★	☒ ★ ★ ★ ★ ★
Policies and procedures for Free, Prior and Informed Consent (FPIC)	☒ ★ ★ ★ ★ ★	☒ ★ ★ ★ ★ ★
Legal and regulatory provisions promoting <u>greater inclusion of women</u> in natural resource management	☒ ★ ★ ★ ★ ★	☒ ★ ★ ★ ★ ★
Grievance mechanism	☒ ★ ★ ★ ★ ★	☒ ★ ★ ★ ★ ★
Regulations <u>preventing</u> establishment of plantation		

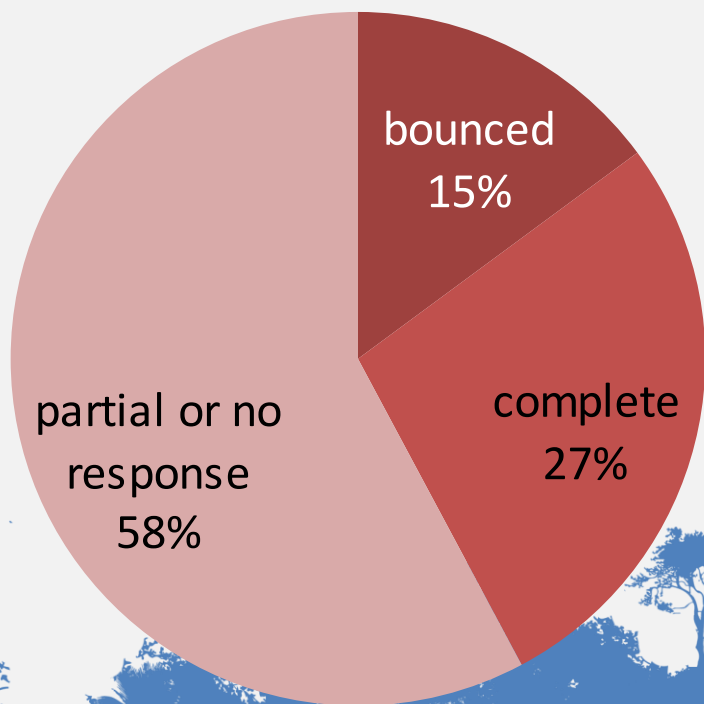
# Results: Who Responded?



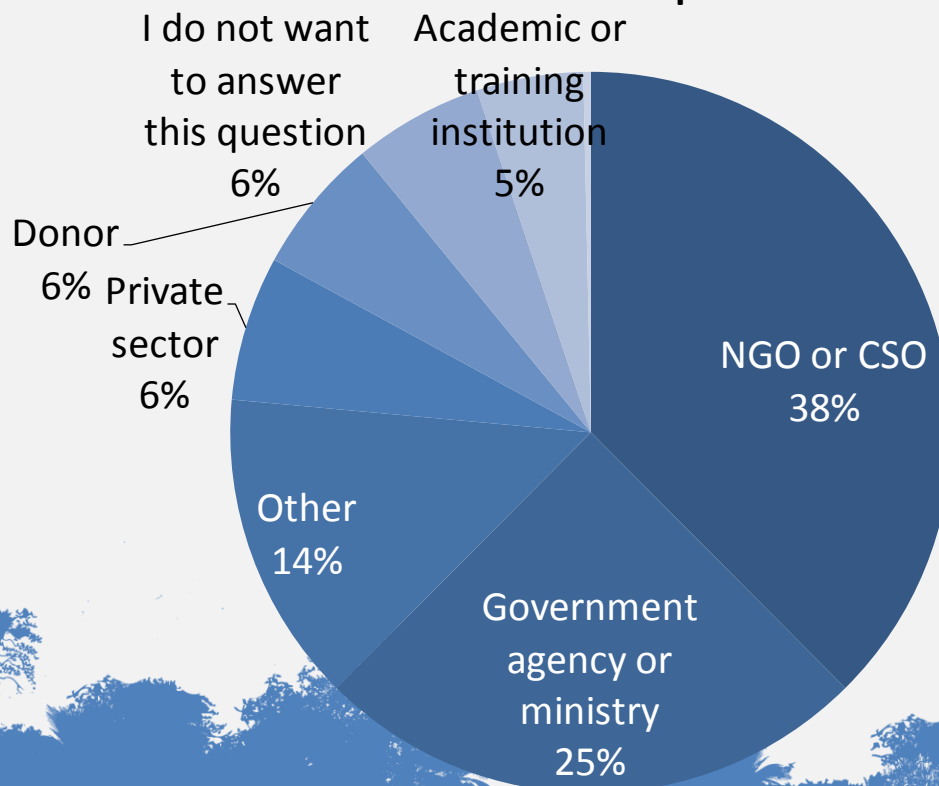
# Survey Invitations and Responses

- **National Focal Points (NFP)** from 18 countries responded to the NFP Survey (75% response rate)
- **Multi-stakeholder Survey** (see below) was sent to a total of 1,069 stakeholders, among which 293 responded with all the questions answered; the largest group of respondents is from NGO/CSO for 38%, followed by government (25%). The net response rate (without bounced emails) is 32%.

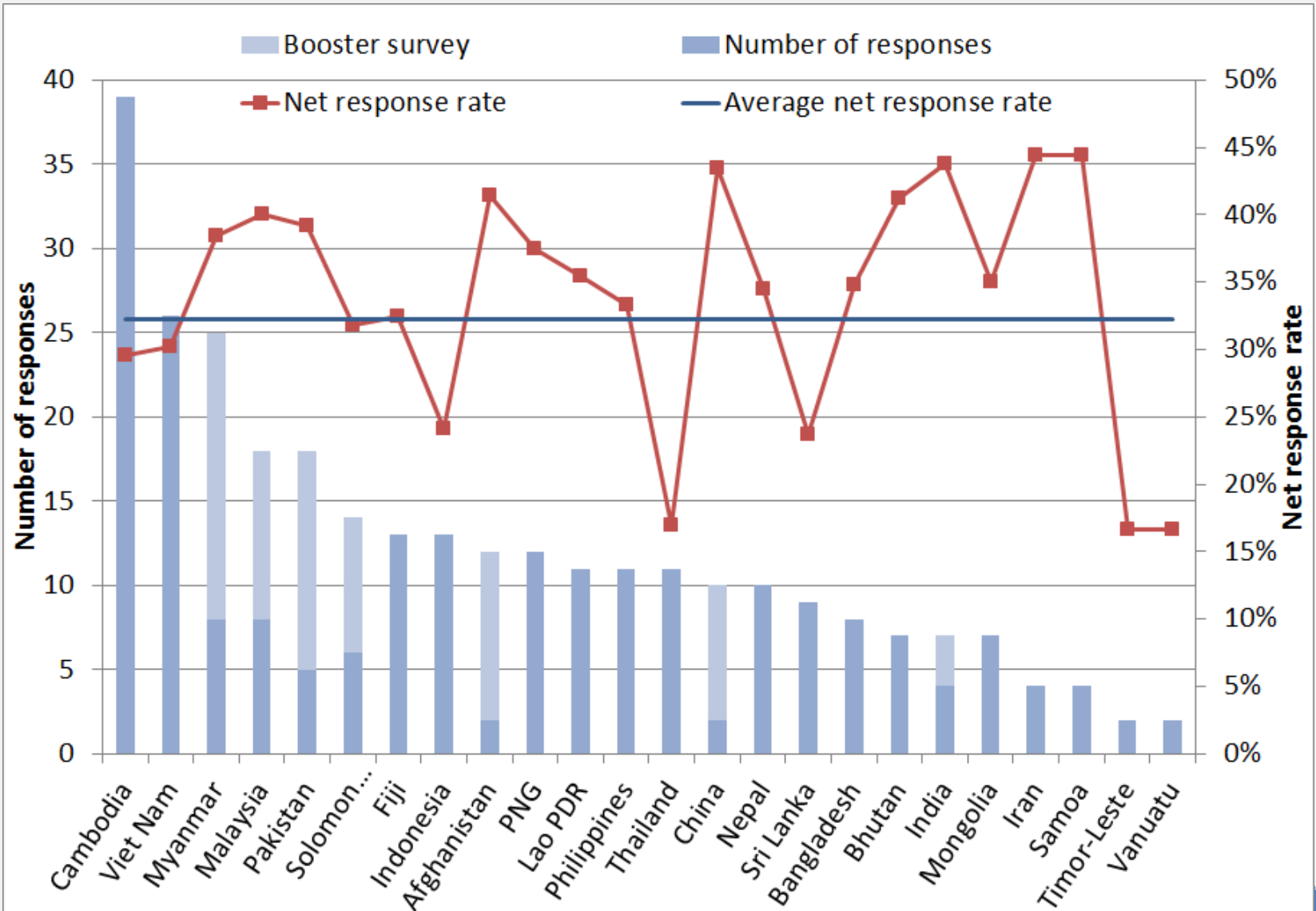
**Response Rate**



**Breakdown of Respondents**



# # of Responses Varied



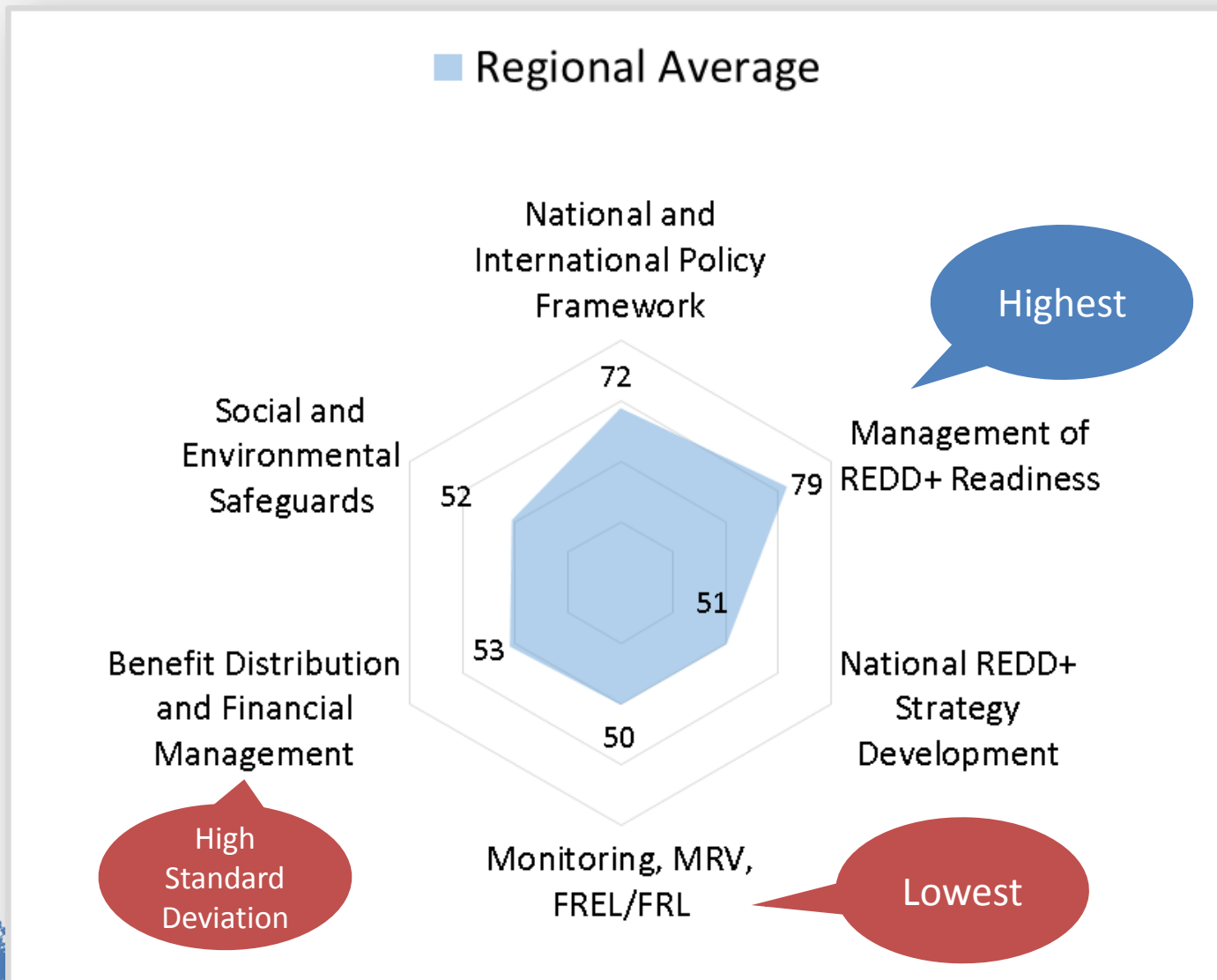
# Results: REDD+ Readiness Status

National Focal  
Point (NFP)  
Survey

Desk-Based  
Research

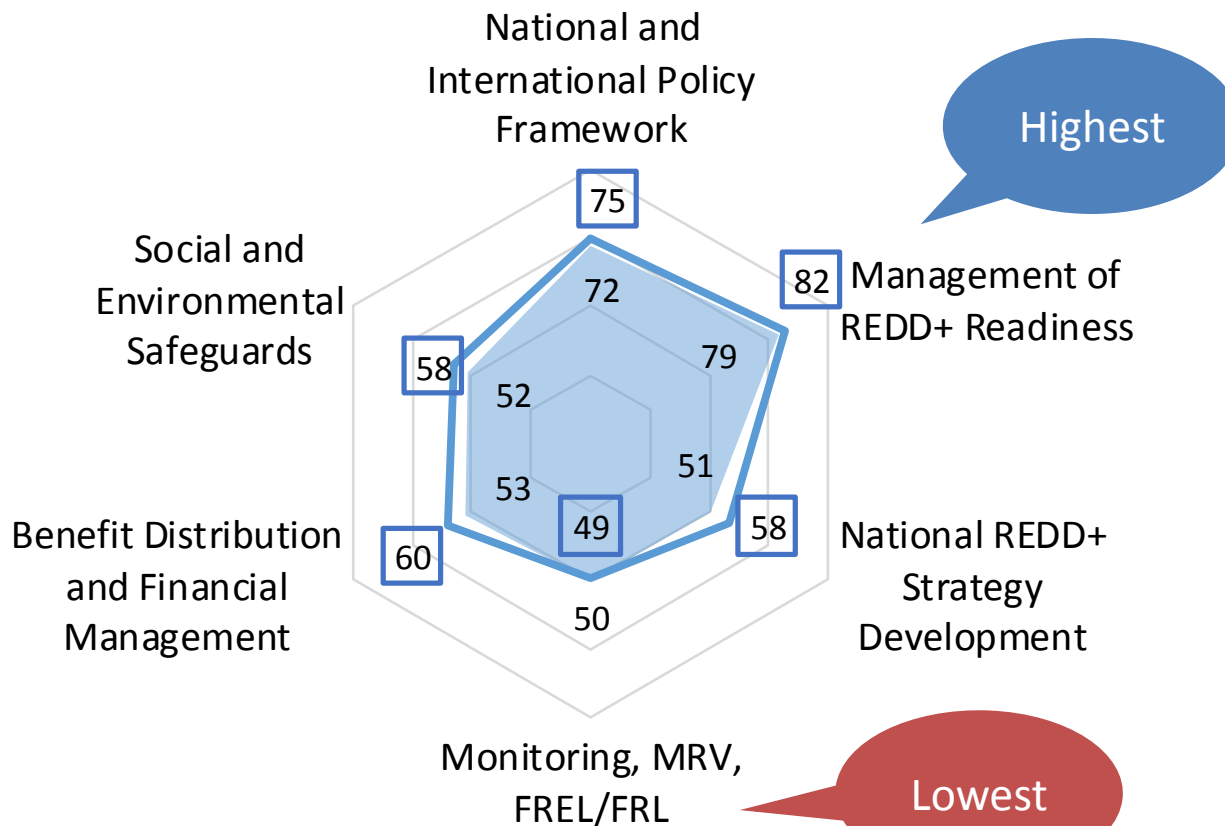


# Regional Average



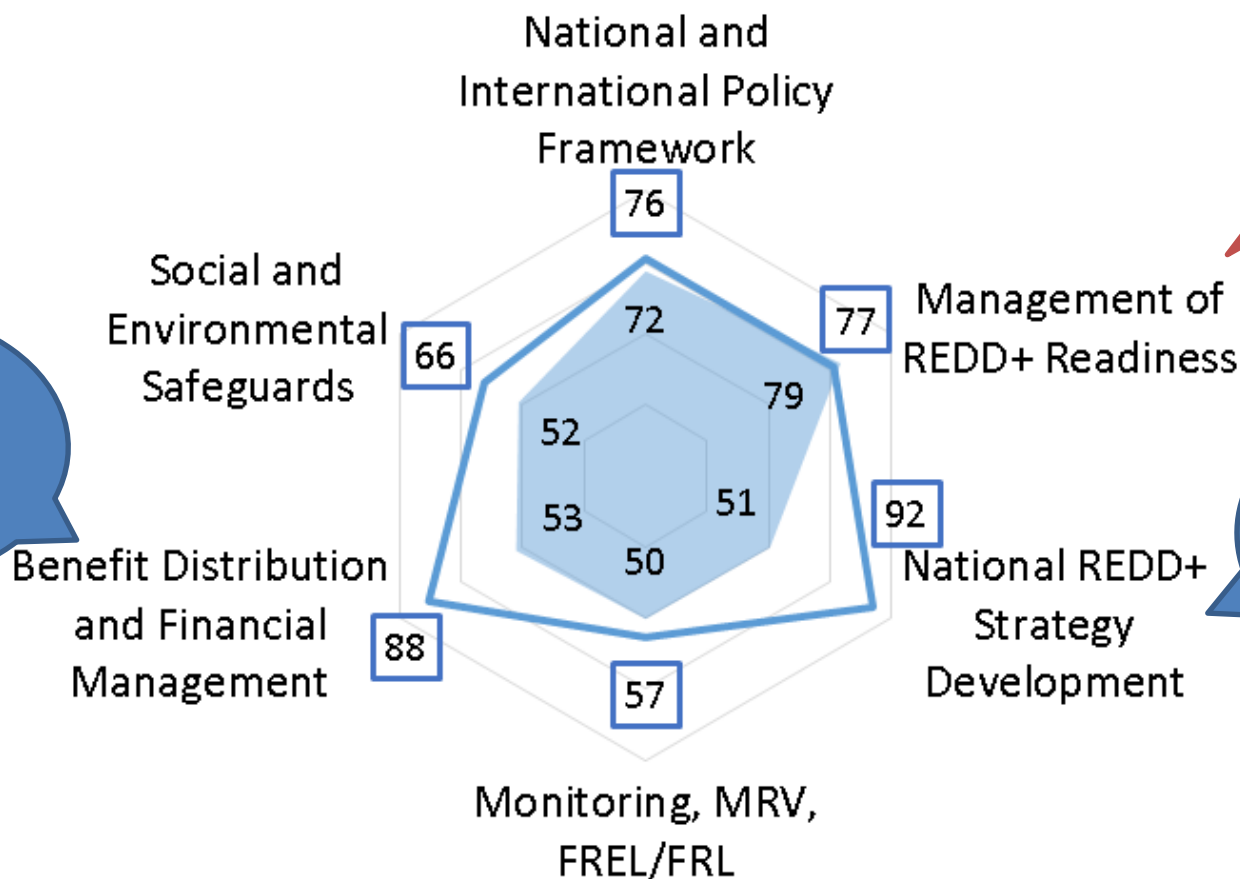
# UN-REDD National Programme Countries\* vs. Regional Average

□ UN-REDD NP ■ Regional Average



# Viet Nam

□ Viet Nam    ■ Regional Average



Below Average

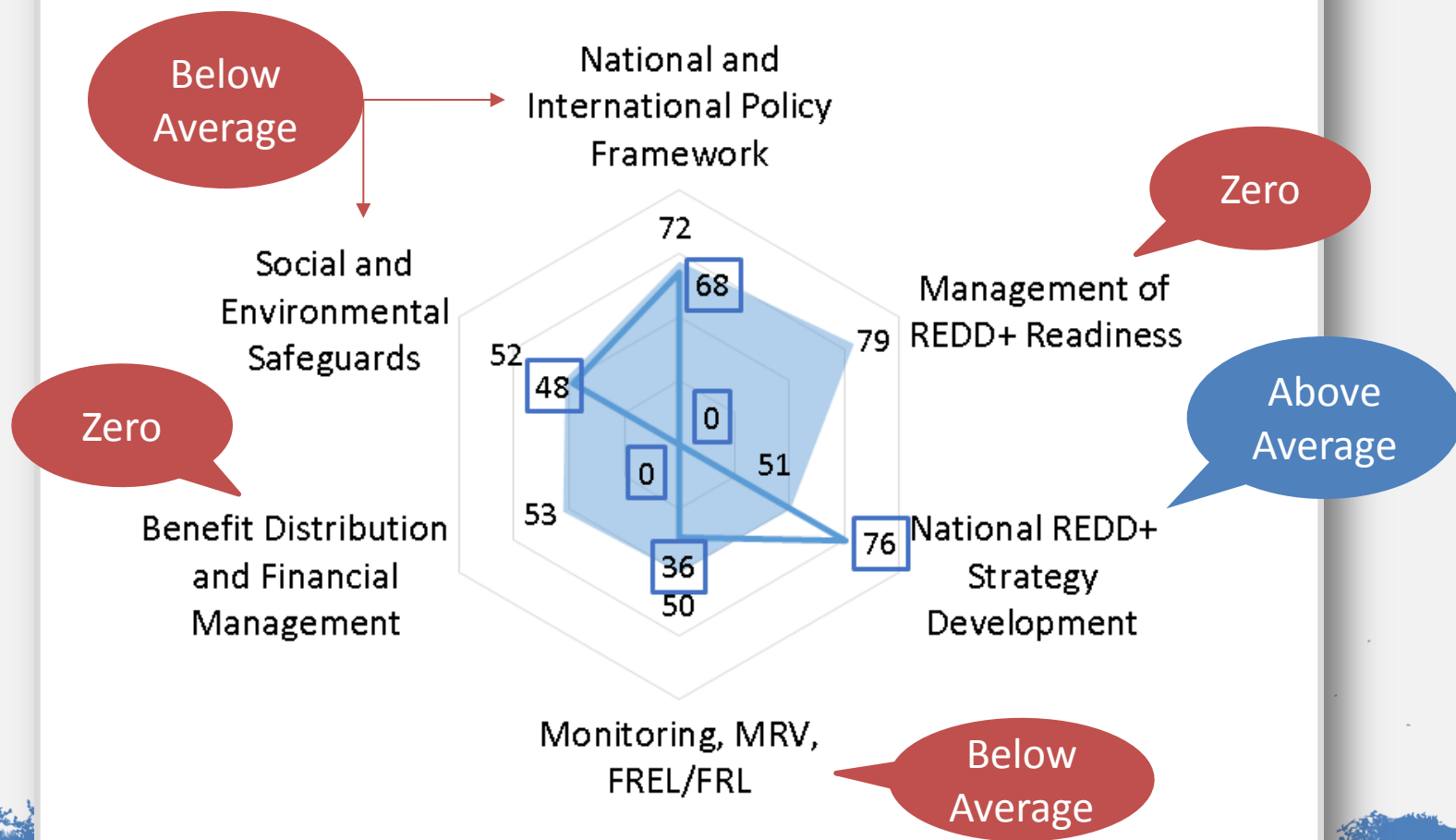
2<sup>nd</sup> Highest Score in the region

Highest Score in the region

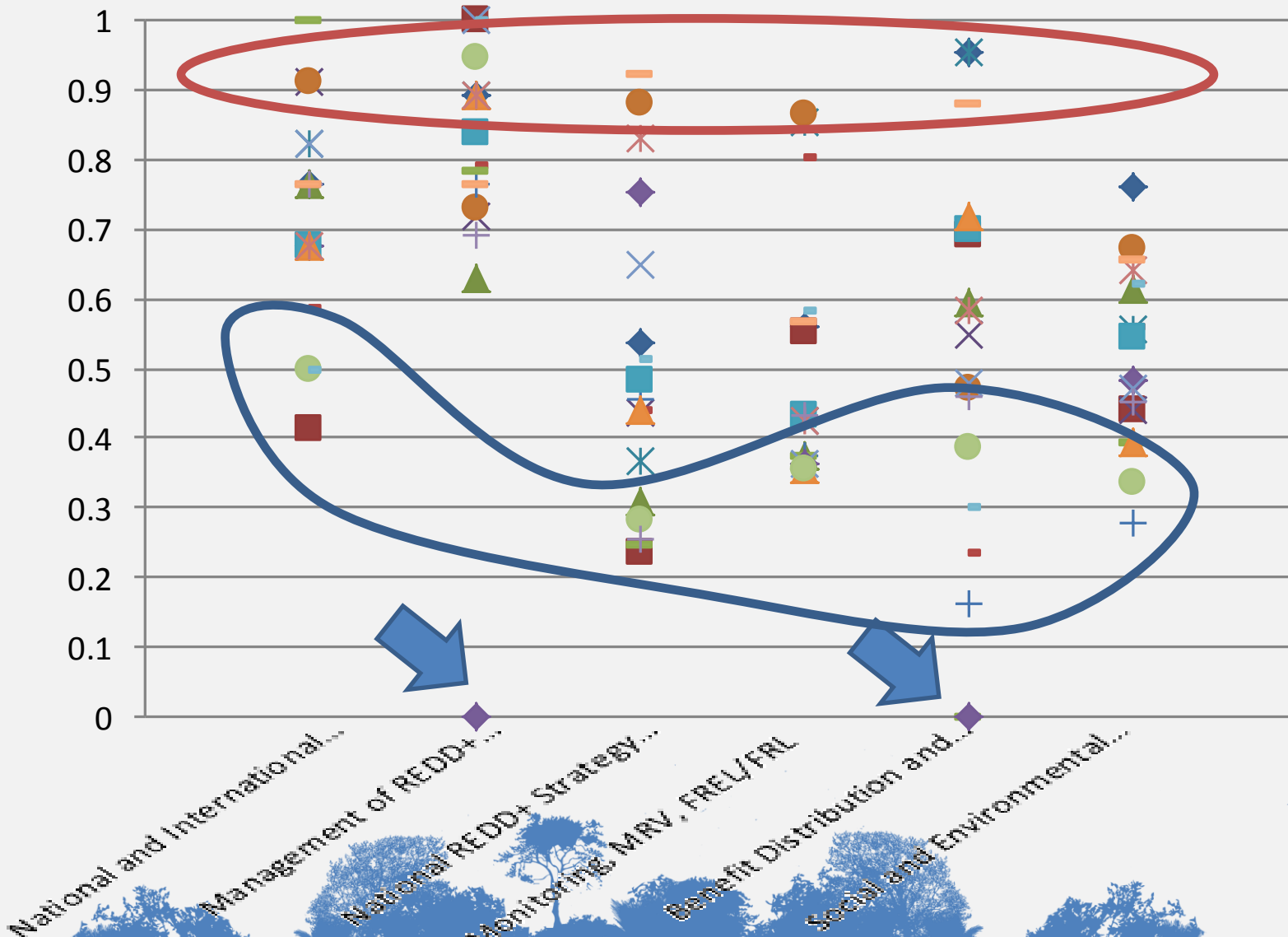


# Myanmar

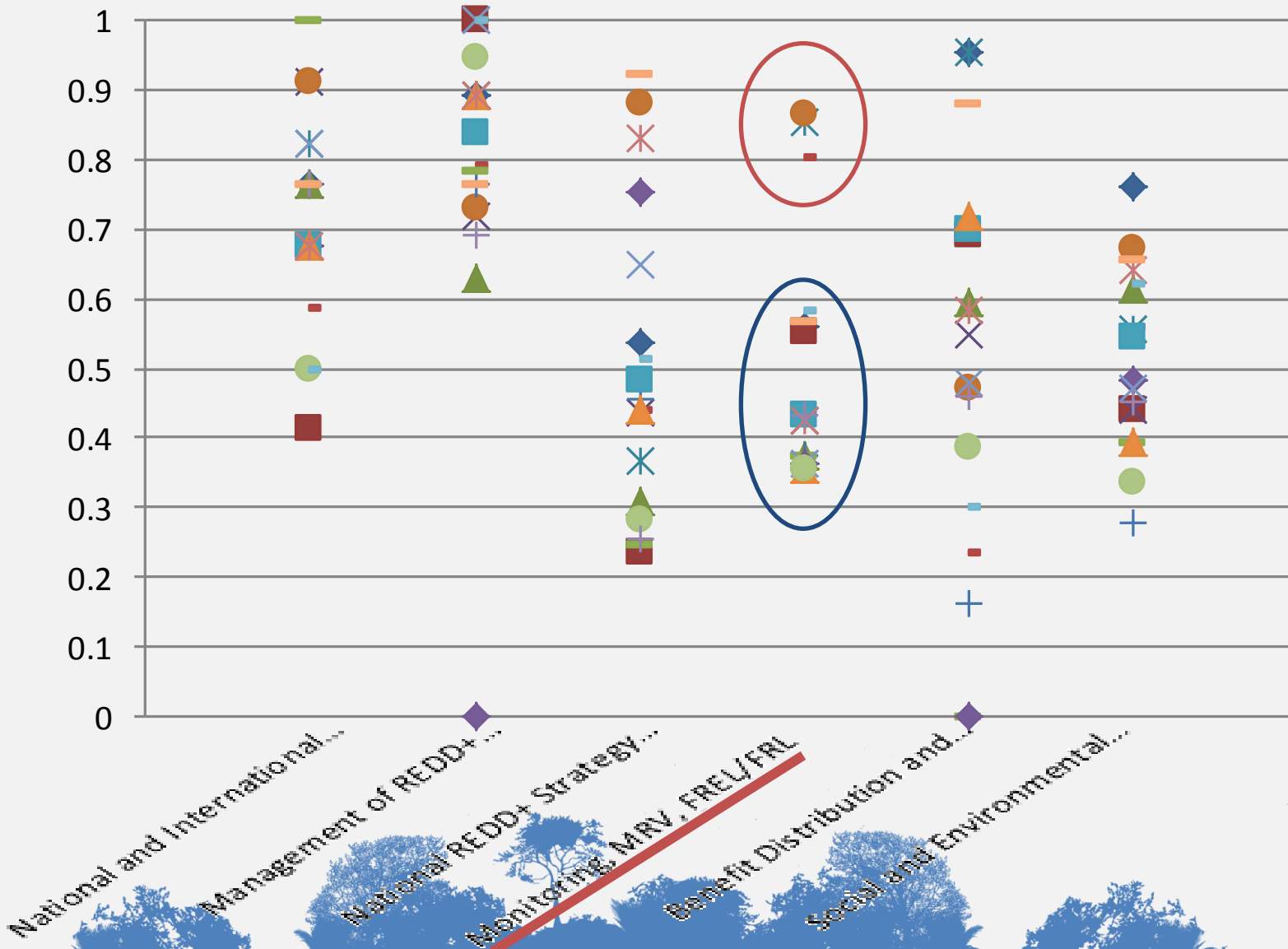
□ Myanmar   ■ Regional Average



# South-South Opportunities?



# South-South Opportunities?



# Results: Stakeholders' Knowledge and Perception

Multi-  
Stakeholder  
Survey



[http://dataforall.org/dashboard/un\\_redd/](http://dataforall.org/dashboard/un_redd/)

UN-REDD PROGRAMME

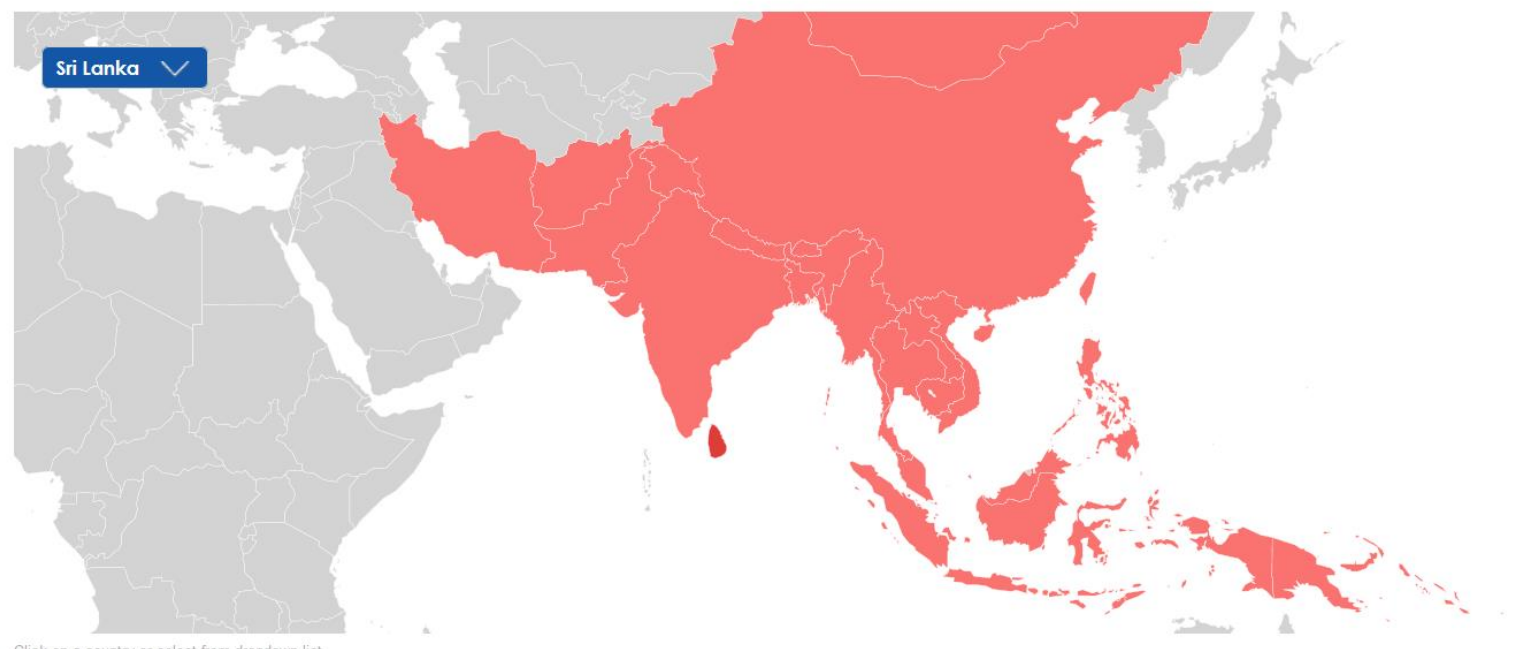
Regional REDD + Analysis Results

Country Dashboard | Thematic Area Dashboard

SRI LANKA - COUNTRY DASHBOARD

Developed in part with financial contribution from the Government of Japan  
[Download Profile](#) | [Methodology](#) | [Contact Us](#)

Sri Lanka



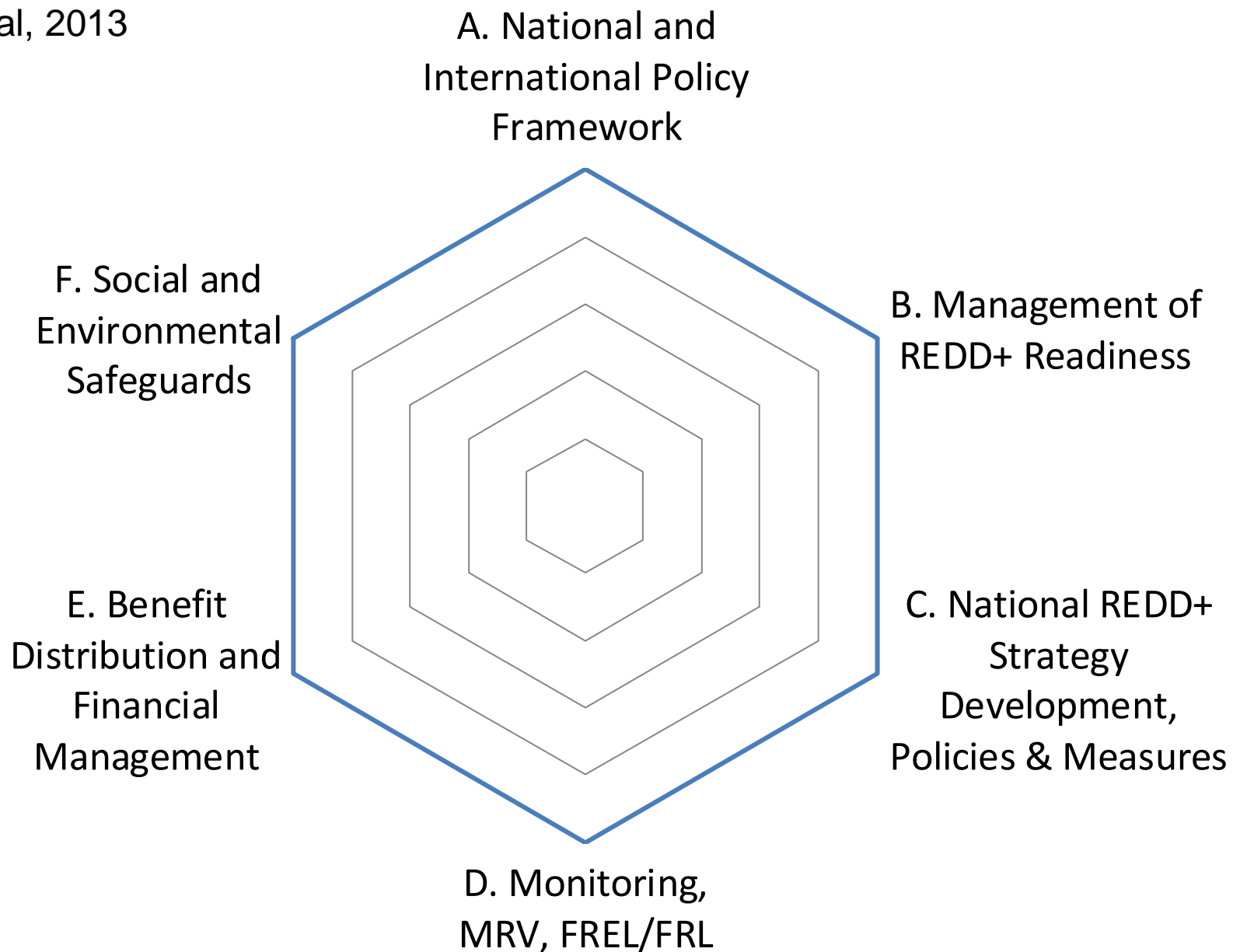
Click on a country or select from dropdown list

# Next Step



1. Revise categories and indicators (five categories from six; removal of three indicators, addition of two new indicators)
2. Expert review and new weights
3. Contact updates (NFPs and stakeholders)
4. Conduct NFP and stakeholder survey to 24 countries (TBD, Nov to Dec)
5. Update the dashboard (TBD, Mar 2015)

Original, 2013



Proposed changes

A. National and International Policy Framework

F. Social and Environmental Safeguards

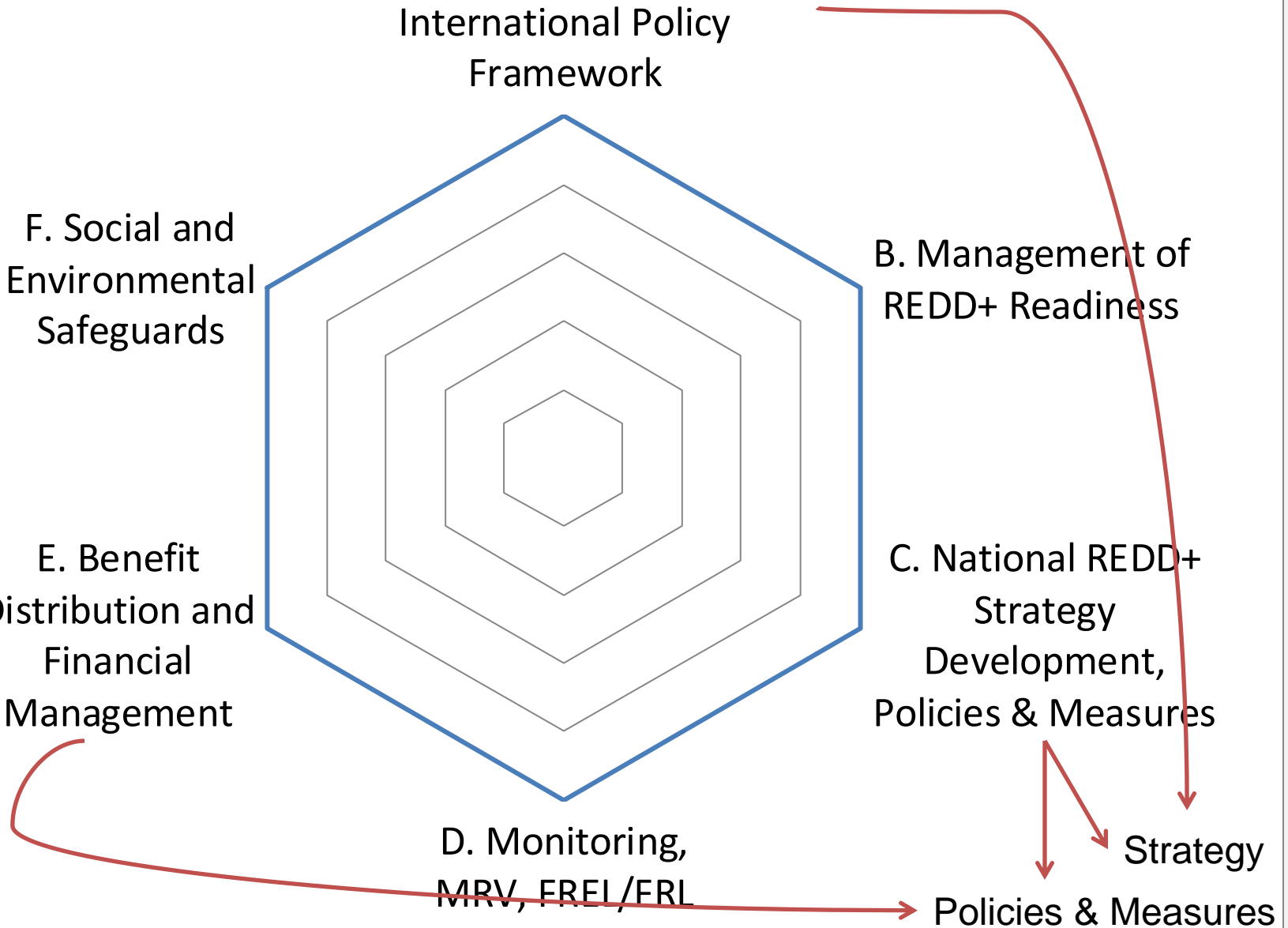
B. Management of REDD+ Readiness

E. Benefit Distribution and Financial Management

C. National REDD+ Strategy Development, Policies & Measures

D. Monitoring, MRV, FREL/FRL

Strategy  
Policies & Measures





New, 2014

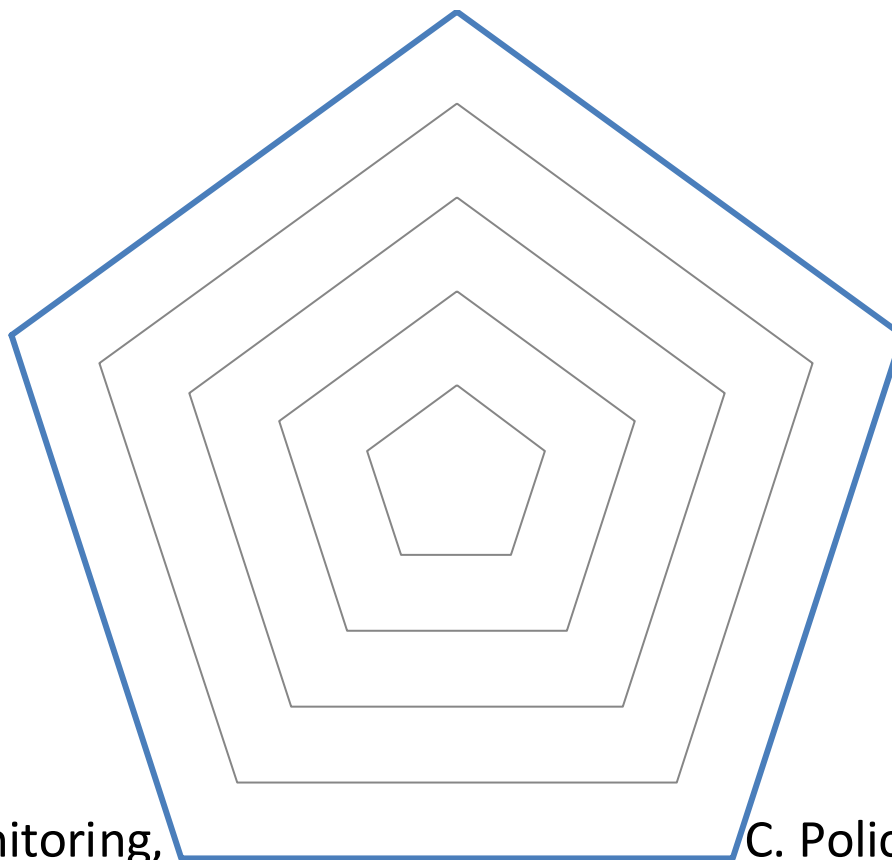
A. Management of  
REDD+ Readiness

B. National REDD+  
Strategy  
Development

E. Social and  
Environmental  
Safeguards

D. Monitoring,  
MRV, FREL/FRL

C. Policies &  
Measures



- *Delete most of the indicators on ratification status of international conventions*
- *Add new indicator “REDD+ Fund” (Did you establish? No:0, Designed: 0.5, Established:1) in Category “Policies & Measures”*
- *Category “Safeguards”: Add new indicator “SIS” (Did you develop SIS?)*

## Thank you!

Timothy Boyle, Thomas Enters, Joel Scriven, Ben Vickers, Akihito Kono, Celina (Kin Yii) Yong (UN-REDD Asia-Pacific)

Akiko Inoguchi (FAO Viet Nam), Rogier Klaver (FAO Indonesia), Pierre-Yves Guedez (UN-REDD LAC)

Hiroshi Nakata (JICA Cambodia), Tom Clements (WCS Cambodia), Barry Flaming (USAid), Karl-Peter Kirsch-Jung (GIZ), Björn Hecht (GIZ), Tom Evans (WCS), Jim Stephenson (RECOFTC)

Keiko Nomura  
UN-REDD Programme Officer  
[nomura@un.org](mailto:nomura@un.org)



# Appendices



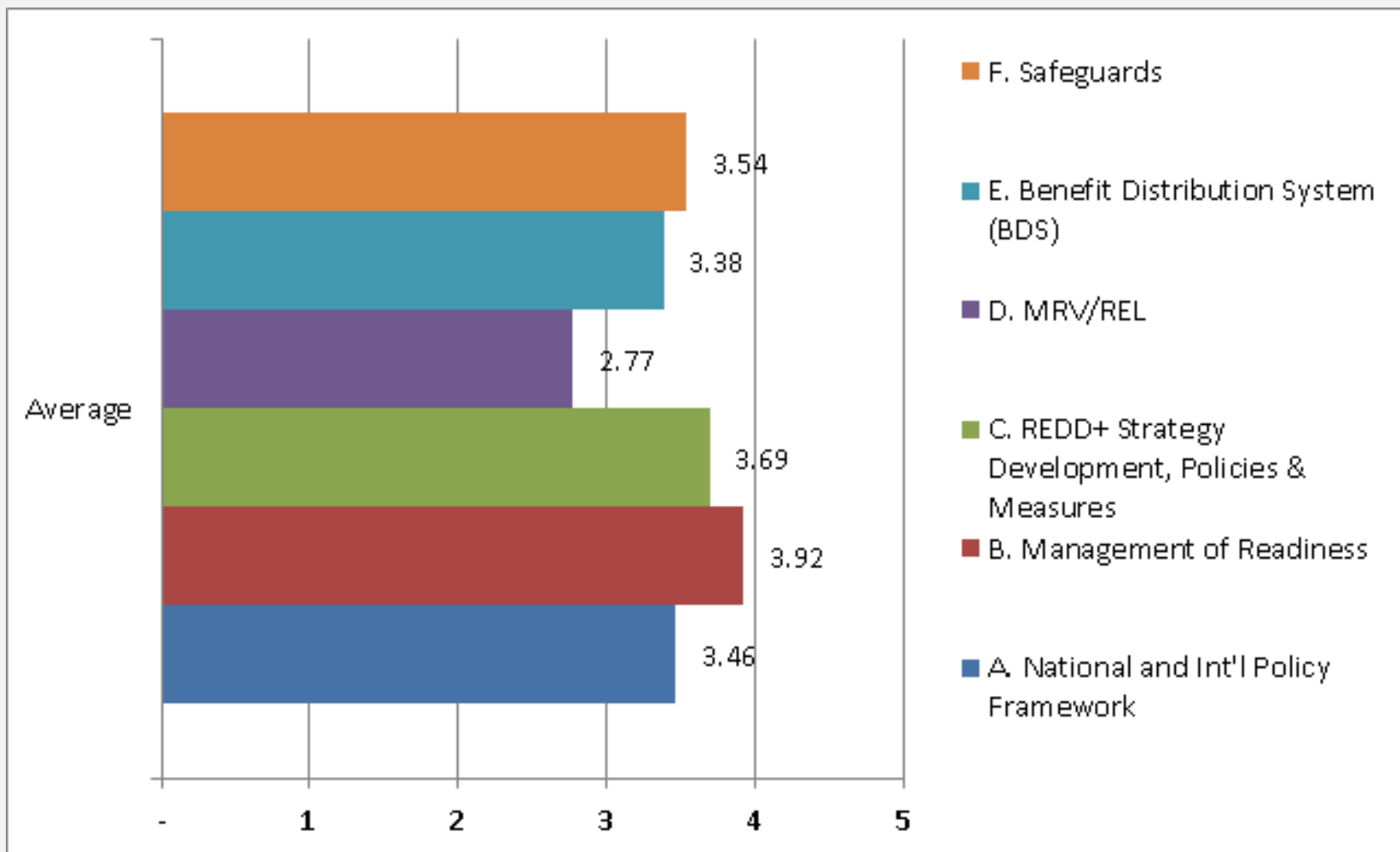
# Experts Self-Assessment

1. We asked the experts to self-assess their level of expertise for each category (1-5, 5 indicating highly competent in assessing that component)
2. The weights are adjusted based on their self-assessment, and the median values are used as final weights

*e.g. Expert X has given 15% for one indicator where he self-assessed “3” for his level of competency in that category*

$$\text{weight} \times \frac{\text{expertise}}{5} = 15\% \times \frac{3}{5} = 9\%$$

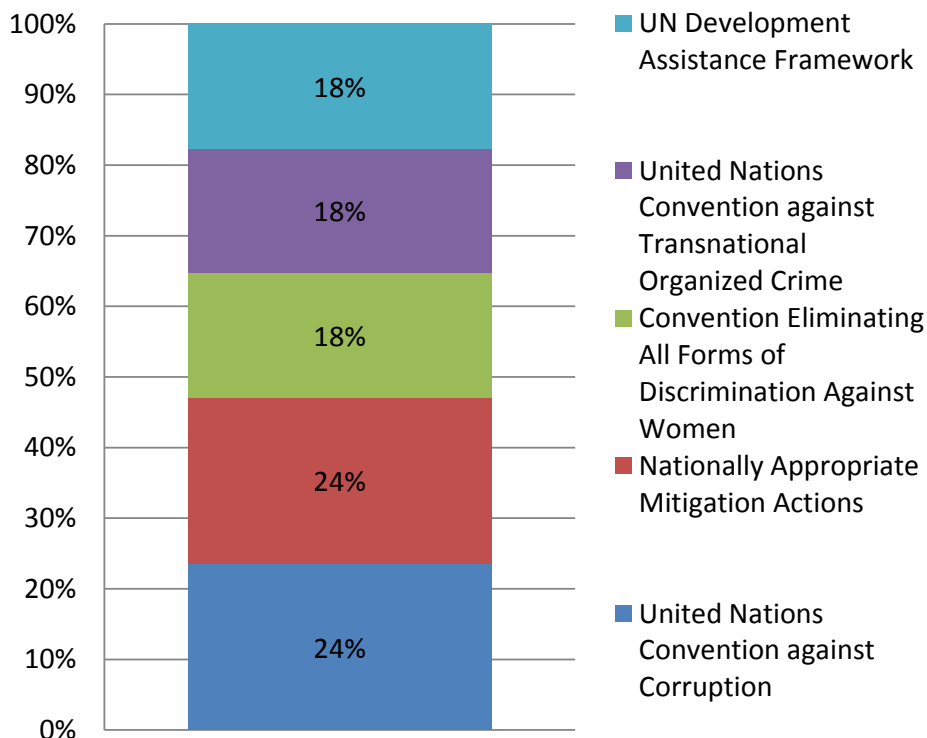
# Experts Self-Assessment Results



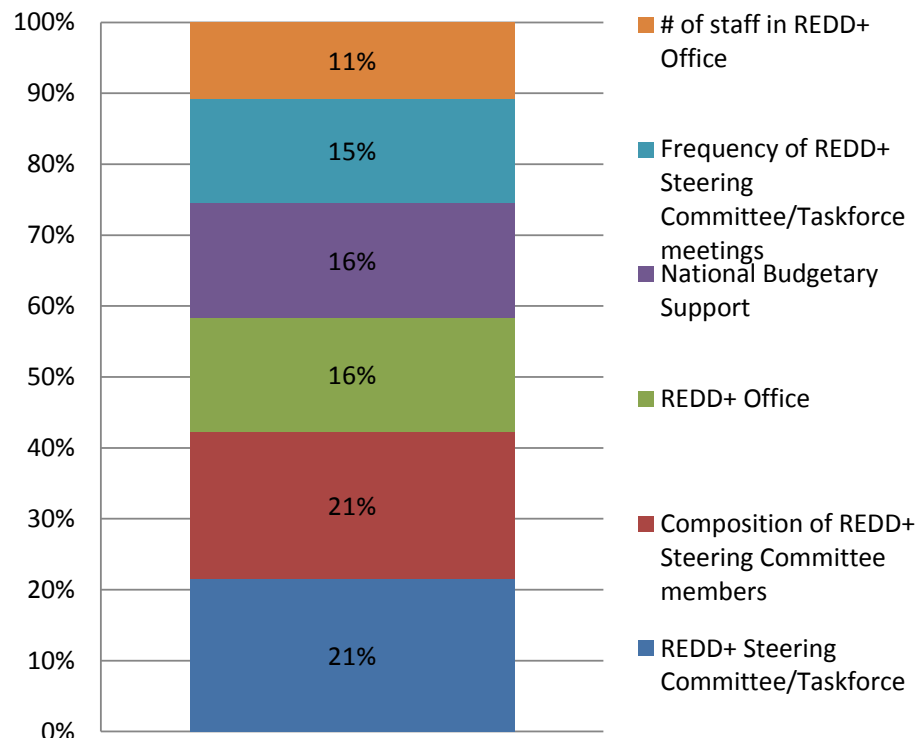
*Note: No experts gave themselves "5" for Safeguards*

# Final Weights (1)

## A. National and Int'l Policy Framework

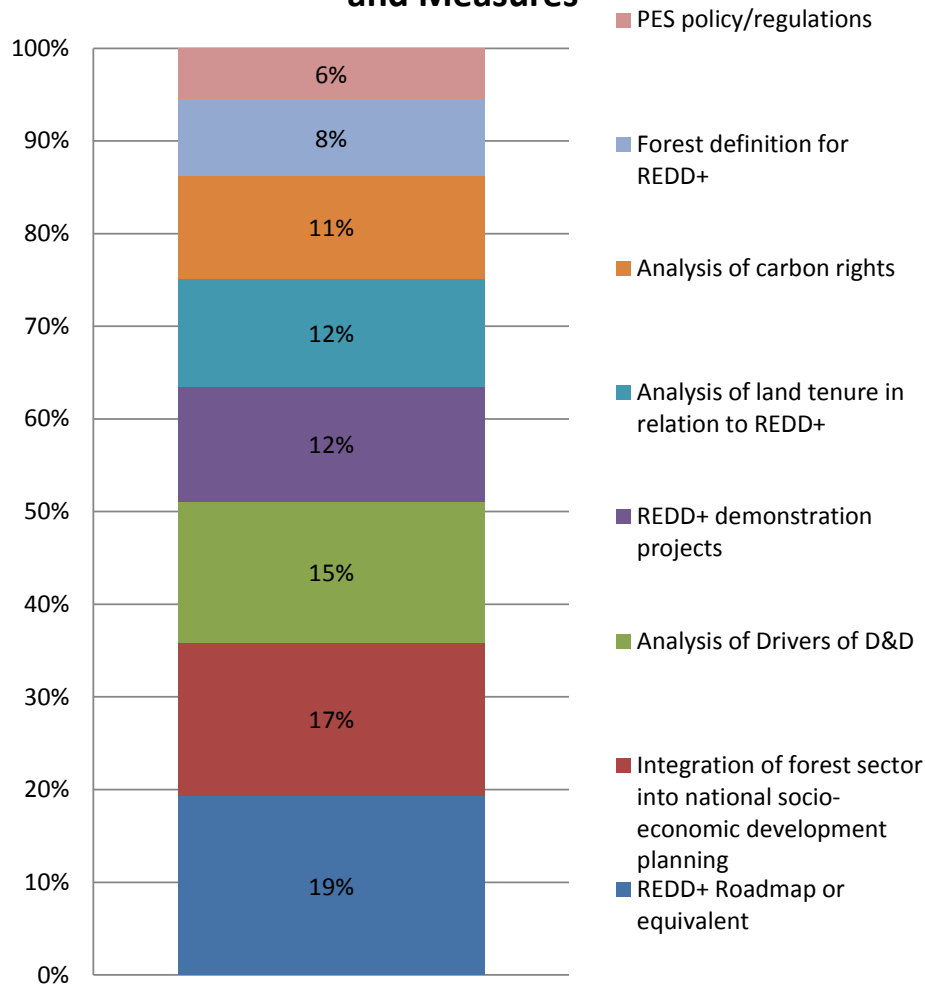


## B. Management of Readiness

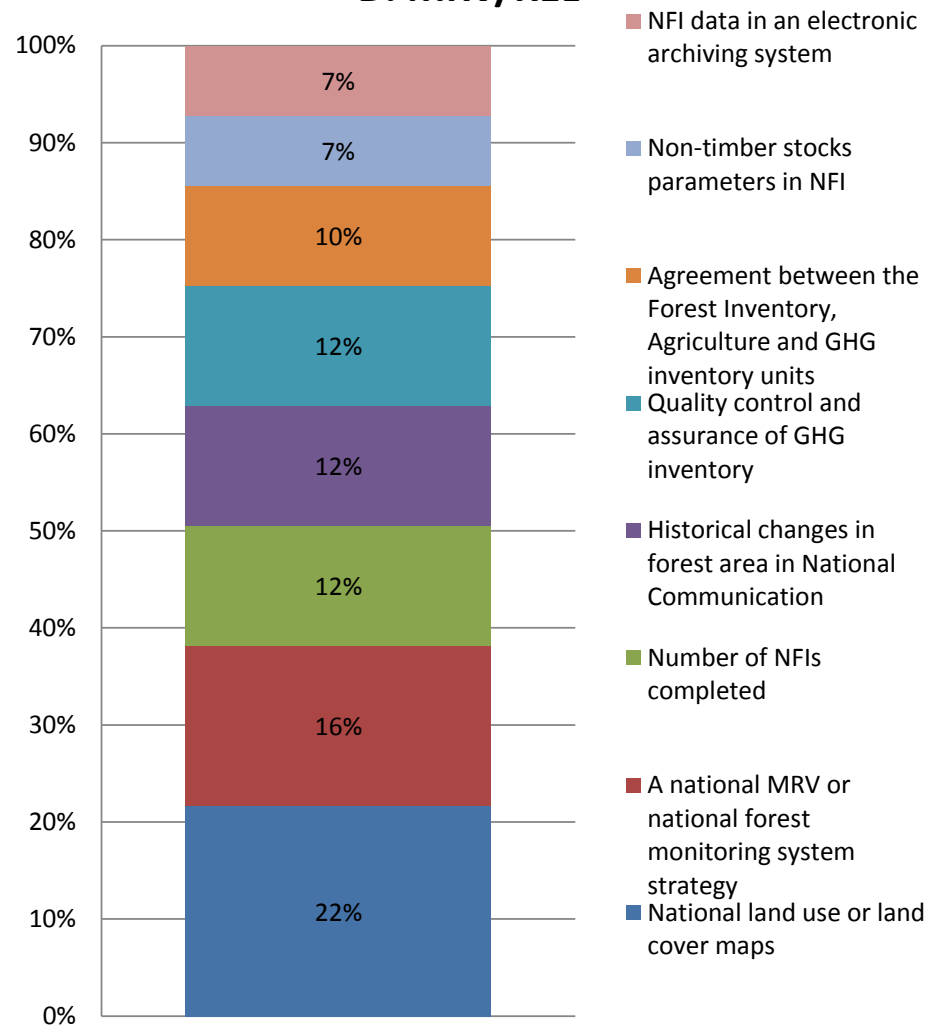


# Final Weights (2)

## C. REDD+ Strategy Development, Policies and Measures

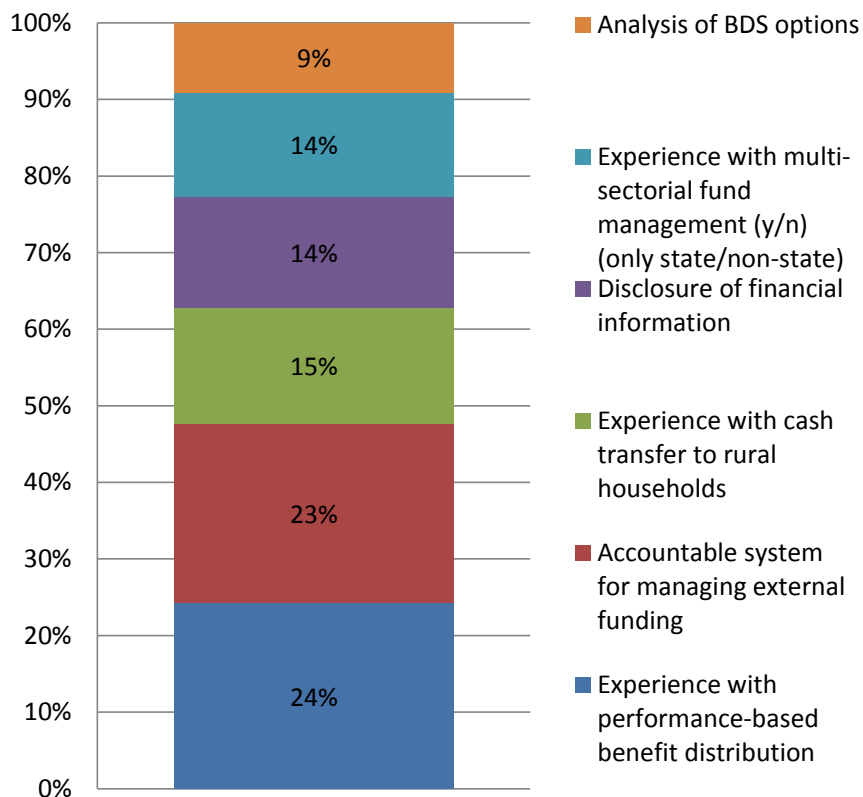


## D. MRV/REL



# Final Weights (3)

## E. Benefit Distribution System (BDS)



## F. Safeguards

