

**UN-REDD**  
PROGRAMME



**UN-REDD Programme  
RADAR / National Programme  
Performance Module**

---

UN-REDD Programme Thirteenth  
Policy Board Meeting

---

3-7 November 2014

Arusha, Tanzania

In accordance with the decision of the Policy Board this document is printed in limited numbers to minimize the environmental impact of the UN-REDD Programme processes and contribute to climate neutrality. Most of the UN-REDD Programmes meeting documents are available on the internet at: [www.unredd.net](http://www.unredd.net) or [www.un-redd.org](http://www.un-redd.org).

## Table of Contents

|                                    |    |
|------------------------------------|----|
| <b>Regional Analysis</b> .....     | 1  |
| <b>Country Snapshots</b> .....     | 2  |
| Bolivia.....                       | 2  |
| Cambodia .....                     | 3  |
| Democratic Republic of Congo ..... | 4  |
| Ecuador .....                      | 5  |
| Indonesia .....                    | 6  |
| Nigeria.....                       | 7  |
| Panama.....                        | 8  |
| Paraguay.....                      | 9  |
| Phillipines .....                  | 10 |
| Papua New Guinea.....              | 11 |
| Republic of Congo.....             | 12 |
| Solomon Islands.....               | 13 |
| Sri Lanka .....                    | 14 |
| Tanzania .....                     | 15 |
| Vietnam .....                      | 16 |
| Zambia.....                        | 17 |

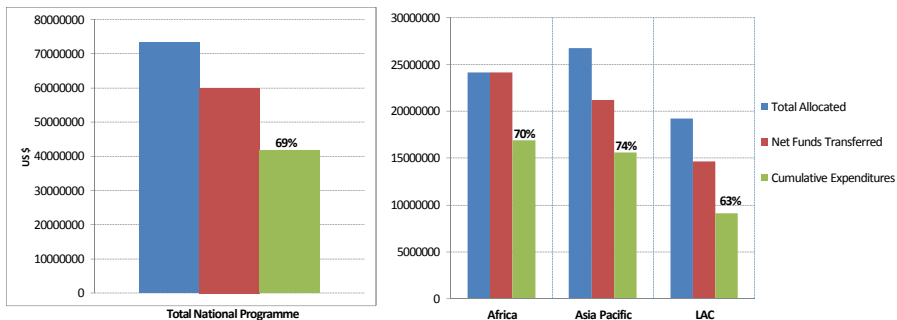
## Overview

| Total Number of National Programmes |           |
|-------------------------------------|-----------|
| Under Implementation                | 11        |
| Pending Signature                   | 2         |
| Pipeline                            | 2         |
| Closed                              | 6         |
| <b>Total</b>                        | <b>21</b> |

| Total Allocated | Total Transferred | Cumulative Expenditure |
|-----------------|-------------------|------------------------|
| \$ 70'130'532   | \$ 59'993'841     | \$ 41'635'600          |

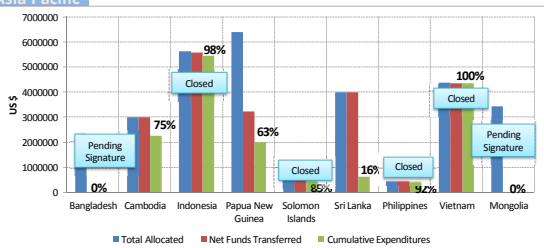
| Percentage Delivery |                                  |
|---------------------|----------------------------------|
| 69%                 | Cumulative Exp/Total Transferred |
| 59%                 | Cumulative Exp/Total Allocated   |

## Financial Analysis

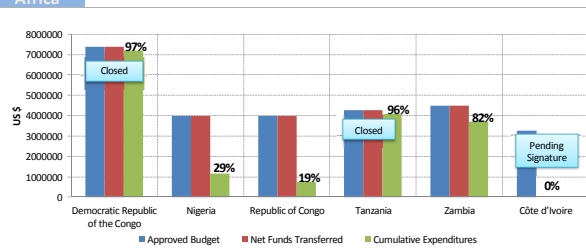


## Regional Breakdown

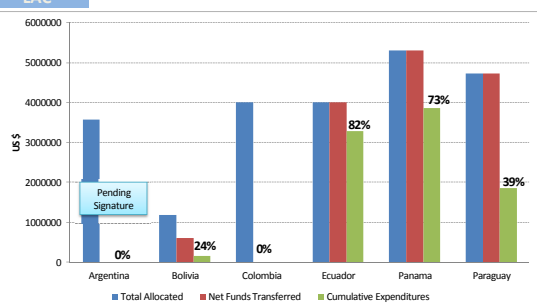
### Asia Pacific



### Africa



### LAC



|              | Total Allocated | Total Transferred | Cumulative Expenditure | Percentage Delivery (Cumulative Exp/Total Allocated) | Percentage Delivery (Cumulative Exp/Total Transferred) |
|--------------|-----------------|-------------------|------------------------|--|--|
| Asia Pacific | \$ 26'769'740   | \$ 21'213'523     | \$ 15'610'771          | 58%  | 74%  |
| Africa       | \$ 24'153'200   | \$ 24'153'200     | \$ 16'880'778          | 70%  | 70%  |
| LAC          | \$ 19'207'592   | \$ 14'627'118     | \$ 9'144'052           | 48%  | 63%  |



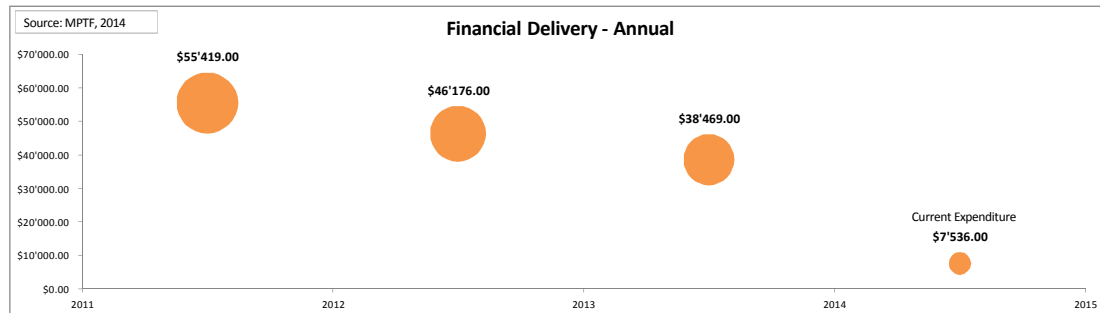
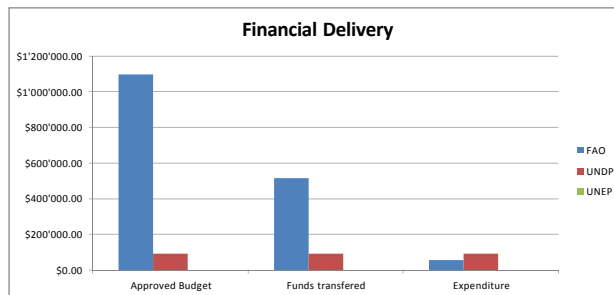
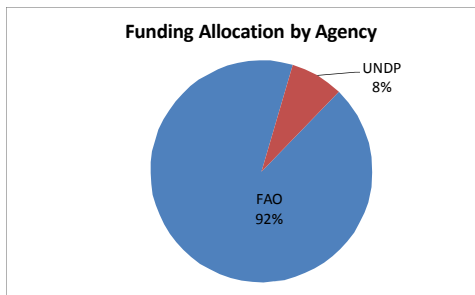
Overview

|                       |   |                           |   |                                   |
|-----------------------|---|---------------------------|---|-----------------------------------|
| <b>Status</b><br>Open | <b>Duration</b><br>TOTAL<br>4 Years 1 Month<br>from signing date<br><br>INITIAL<br>2 years<br>from signing date<br><br>EXTENSION<br>2 Years 1 Month | <b>FCPF Member</b><br>YES | <b>Cumulative expenditure</b><br>\$147'599.00 | <b>Percentage Delivery</b><br>12% |
|-----------------------|---|---------------------------|---|-----------------------------------|

Timeline

| 2008                                   | 2009 | 2010                             | 2011 | 2012 | 2013                    | 2014 | 2015                    |
|--|------|----------------------------------|------|------|-------------------------|------|-------------------------|
| 25 September<br>Expression of interest |      | 18 January<br>Validation Meeting |      |      | 9 November<br>Extension |      | 30 December<br>End Date |
|  |      | 18 March<br>NP Approved          |      |      |                         |      |                         |
|  |      | 1 November<br>NP Signed          |      |      |                         |      |                         |

Financial analysis





# Cambodia

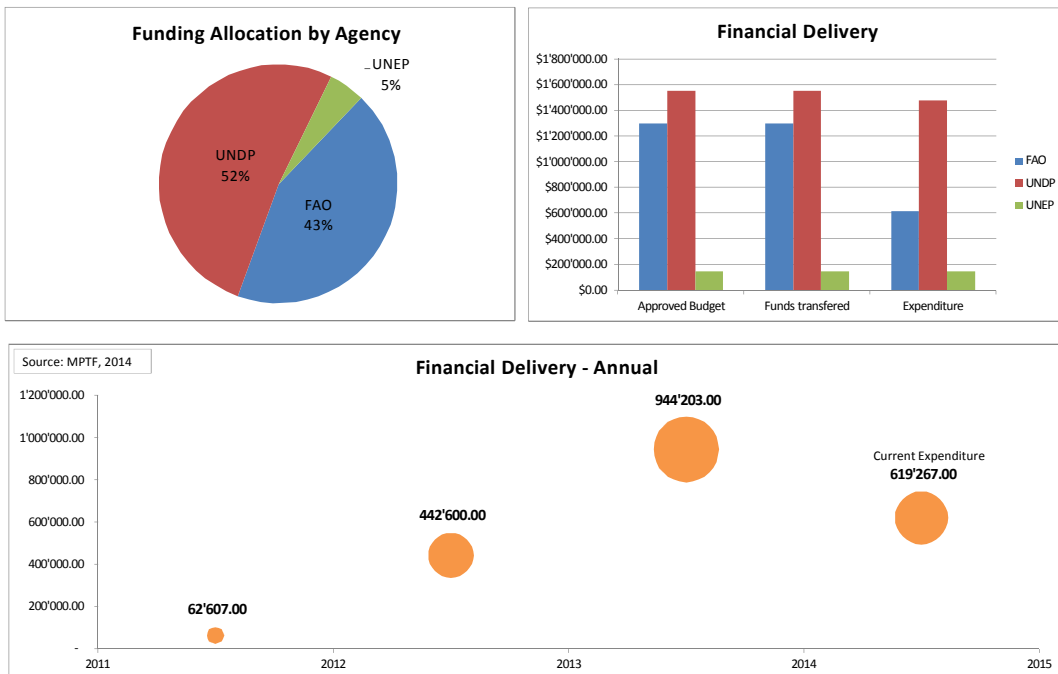
## Overview

|                       |   |   |
|-----------------------|---|---|
| <b>Status</b><br>Open | <b>Duration</b><br>TOTAL<br><b>3 years 4 months</b><br>from signing date<br><br>INITIAL<br>2 years<br>from signing date<br><br>EXTENSION<br>1 year 4 months | <b>FCPF Member</b><br>YES                       |
|                       |   | <b>Cumulative Expenditure</b><br>\$2'247'967.28 |
|                       |   | <b>Percentage Delivery</b><br>80%               |

## Timeline

| 2008 | 2009                   | 2010              | 2011                    | 2012 | 2013          | 2014                     |
|------|------------------------|-------------------|-------------------------|------|---------------|--------------------------|
|      | <b>10 August</b>       | <b>5 November</b> | <b>8 August</b>         |      | <b>August</b> | <b>31 December</b>       |
|      | Expression of interest | NP Approved       | NP Signed               |      | Extension     | End of No Cost Extension |
|      | <b>30 September</b>    |                   | <b>11 August</b>        |      |               |                          |
|      | Validation Meeting     |                   | First Funds Transferred |      |               |                          |

## Financial analysis





# Democratic Republic of Congo

## Overview

| Status              |
|---------------------|
| Closed              |
| STAGE               |
| 1- Operational      |
| 2- Financial        |
| 3- Final Evaluation |

| Duration  |                       |
|---|-----------------------|
| TOTAL<br>3 years 4 months<br>from signing date  |                       |
| INITIAL<br>2years 5 months<br>from signing date | EXTENSION<br>9 months |

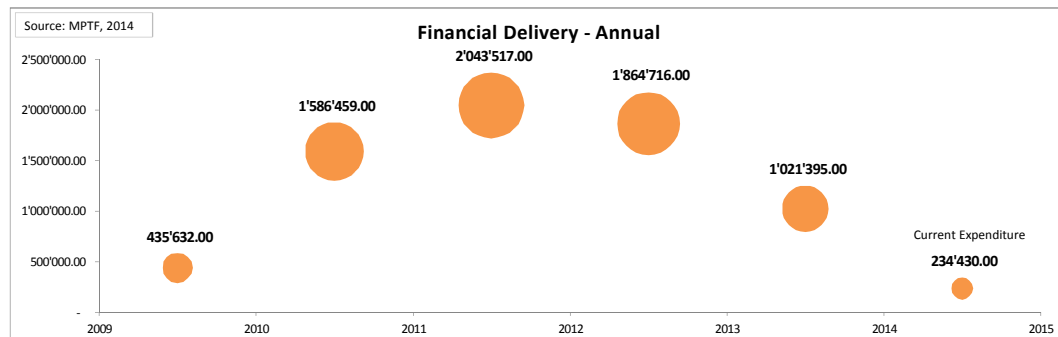
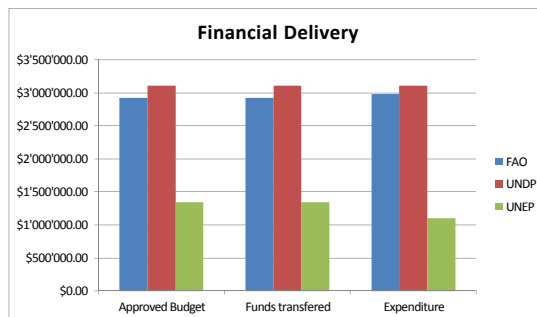
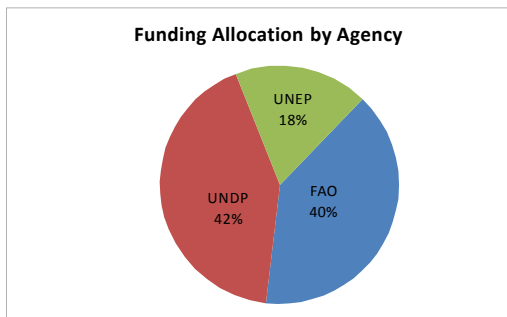
| FCPF Member |
|-------------|
| YES         |

| Cumulative Expenditure | Percentage Delivery |
|------------------------|---------------------|
| \$7'186'150.00         | 97%                 |

## Timeline

| 2008 | 2009                               | 2010                    | 2011                 | 2012 | 2013                                 | 2014 |
|------|------------------------------------|-------------------------|----------------------|------|--------------------------------------|------|
|      | 19 January<br>Validation Meeting   | 18 March<br>NP Approved | October<br>NP Signed |      | March<br>Extension                   |      |
|      | 23 June<br>First Funds Transferred |                         |                      |      | December<br>End of No Cost Extension |      |

## Financial analysis





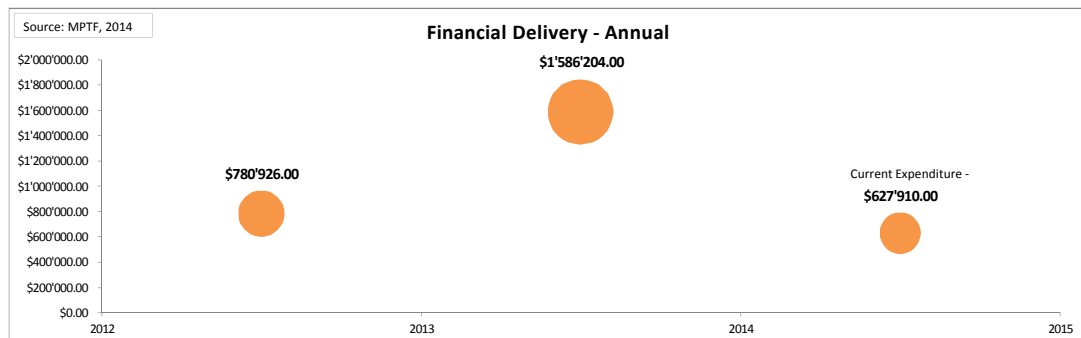
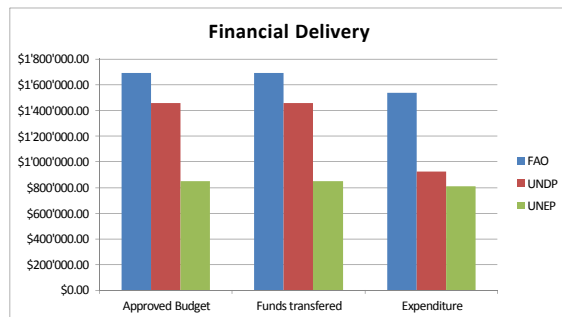
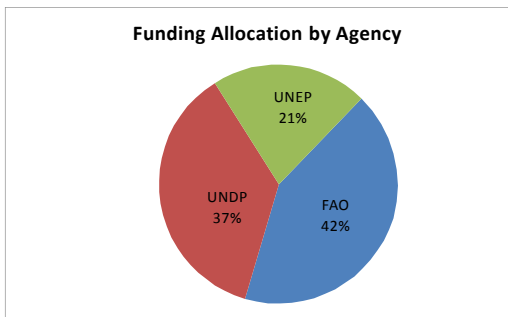
Overview

|                       |   |   |
|-----------------------|---|---|
| <b>Status</b><br>Open | <b>Duration</b><br>TOTAL<br>3 years 2 months<br>from signing date<br><br>INITIAL<br>2years 2 months<br>from signing date<br><br>EXTENSION<br>1 year | <b>FCPF Member</b><br>NO                        |
|                       |   | <b>Cumulative Expenditure</b><br>\$3'275'765.98 |
|                       |   | <b>Percentage Delivery</b><br>82%               |

Timeline

| 2008 | 2009                              | 2010 | 2011                                  | 2012 | 2013 | 2014                    |
|------|-----------------------------------|------|---------------------------------------|------|------|-------------------------|
|      | 15 June<br>Expression of interest |      | 15 February<br>Validation Meeting     |      |      | 31 December<br>End Date |
|      |                                   |      | 22 March<br>NP Approved               |      |      |                         |
|      |                                   |      | 28 October<br>NP Signed               |      |      |                         |
|      |                                   |      | First Funds Transferred<br>4 November |      |      |                         |

Financial analysis





# Indonesia

## Overview

| Status              |
|---------------------|
| Closed              |
| STAGE               |
| 1- Operational      |
| 2- Financial        |
| 3- Final Evaluation |

| Duration   |
|--|
| <b>TOTAL</b><br>2 Years 10 months<br>from signing date |
| <b>INITIAL</b><br>1 Year 5 Months<br>from signing date |
| <b>EXTENSION</b><br>1 year 5 months                    |

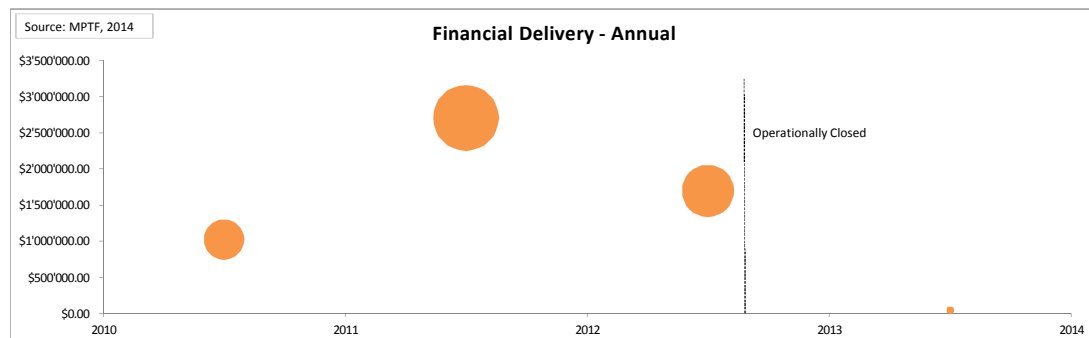
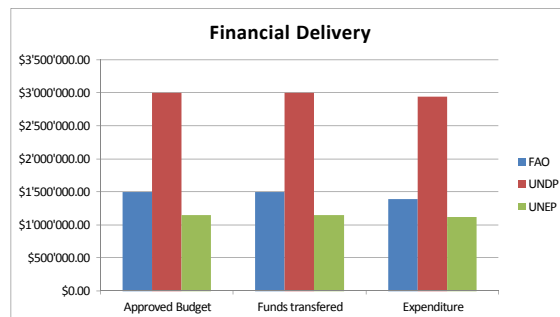
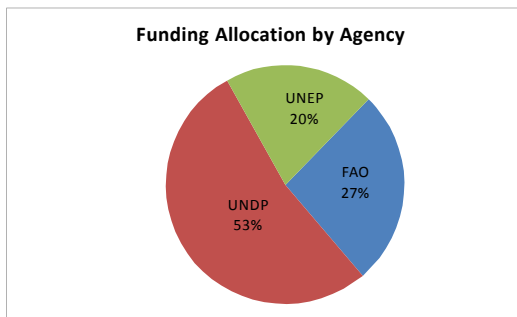
| FCPF Member |
|-------------|
| YES         |

| Cumulative Expenditure | Percentage Delivery |
|------------------------|---------------------|
| \$5'448'083.00         | 97%                 |

## Timeline

| 2008                   | 2009               | 2010                    | 2011              | 2012       | 2013 | 2014 |
|------------------------|--------------------|-------------------------|-------------------|------------|------|------|
| 1 July                 | 10 February        | 20 January              | 31 May            | 31 October |      |      |
| Expression of interest | Validation Meeting | First Funds Transferred | No Cost Extension | End Date   |      |      |
|                        | 10 March           |                         |                   |            |      |      |
|                        | NP Approved        |                         |                   |            |      |      |
|                        | 1 November         |                         |                   |            |      |      |
|                        | NP Signed          |                         |                   |            |      |      |

## Financial analysis







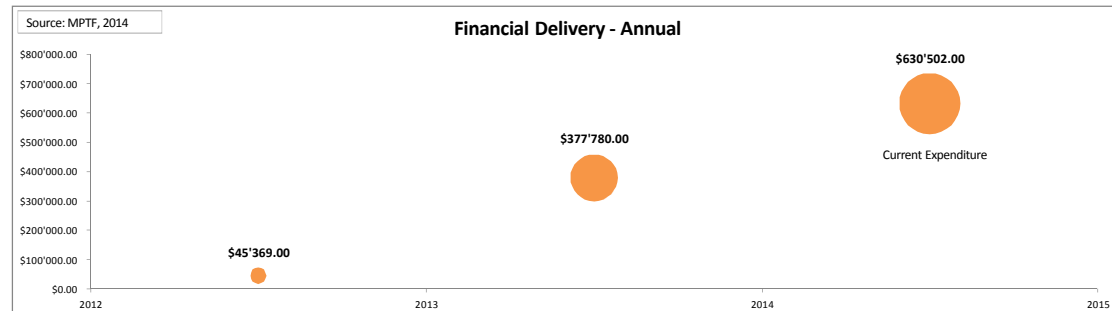
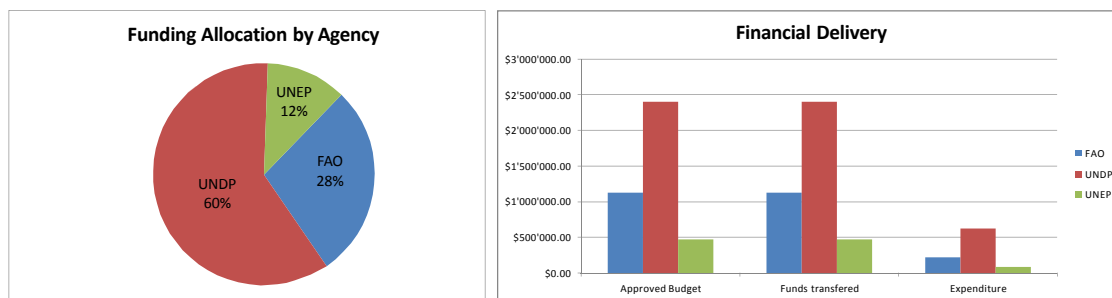
Overview

|               |   |   |
|---------------|---|---|
| <b>Status</b> | <b>Duration</b>                                       | <b>FCPF Member</b>                            |
| Open          | <b>TOTAL</b><br>2 Years 7 Months<br>from signing date | YES   |
|               | <b>INITIAL</b><br>2years 7months<br>from signing date | <b>EXTENSION</b><br>N/A                       |
|               |   | <b>Cumulative Expenditure</b><br>\$932'297.48 |
|               |   | <b>Percentage Delivery</b><br>23%             |

Timeline

| 2008 | 2009                                 | 2010 | 2011                              | 2012                                   | 2013 | 2014 | 2015                 |
|------|--------------------------------------|------|-----------------------------------|--|------|------|----------------------|
|      | 3 November<br>Expression of interest |      | 21 February<br>Validation Meeting | 6 September<br>NP Signed               |      |      | February<br>End Date |
|      |                                      |      | 14 October<br>NP Approved         | 6 September<br>First Funds Transferred |      |      |                      |
|      |                                      |      |                                   |  |      |      |                      |
|      |                                      |      |                                   |  |      |      |                      |

Financial analysis





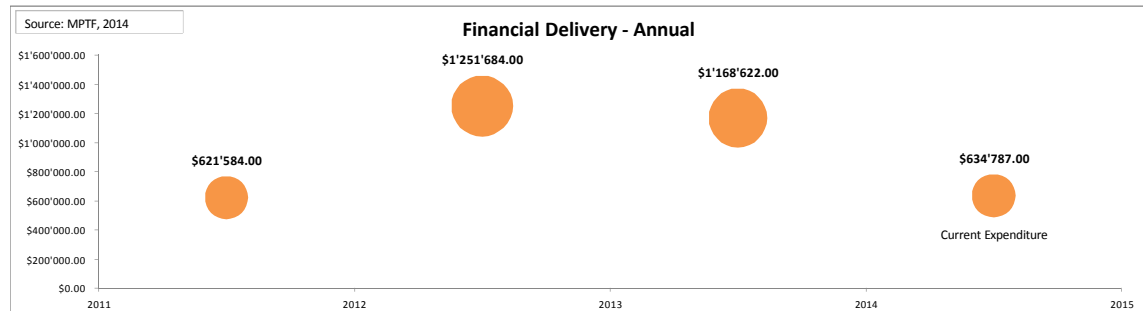
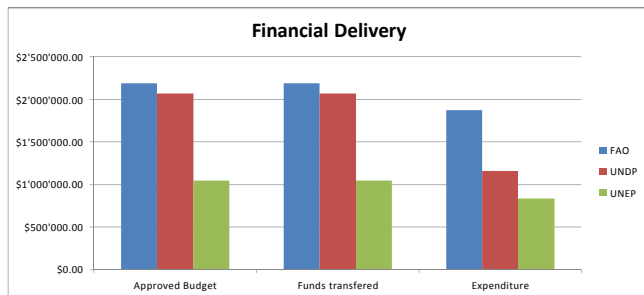
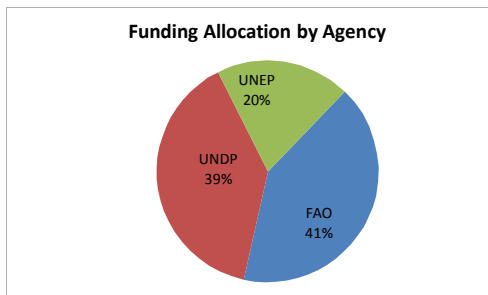
Overview

|                       |  |   |
|-----------------------|--|---|
| <b>Status</b><br>Open | <b>Duration</b><br>TOTAL<br><b>4 Years 8 Months</b><br>from signing date<br><br>INITIAL      EXTENSION<br>3years 3months    1year 5months<br>from signing date | <b>FCPF Member</b><br>YES                       |
|                       |  | <b>Cumulative Expenditure</b><br>\$3'866'506.75 |
|                       |  | <b>Percentage Delivery</b><br>73%               |

Timeline

| 2008                                  | 2009                             | 2010                                   | 2011 | 2012 | 2013 | 2014                 | 2015             |
|---------------------------------------|----------------------------------|--|------|------|------|----------------------|------------------|
| 8 September<br>Expression of interest | 13 October<br>Validation Meeting | 27 October<br>NP Signed                |      |      |      | January<br>Extension | June<br>End Date |
|                                       | 30 October<br>NP Approved        | 18 November<br>First Funds Transferred |      |      |      |                      |                  |

Financial analysis





# Paraguay

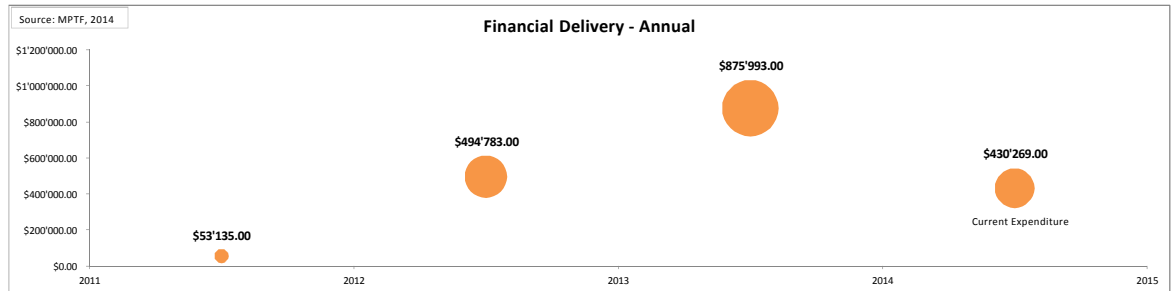
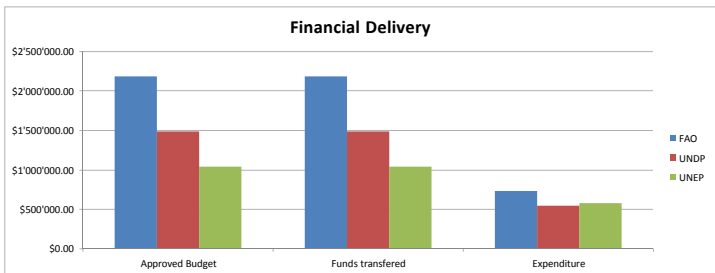
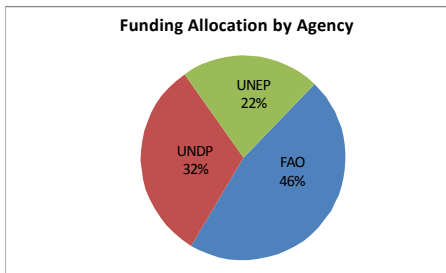
## Overview

|                       |  |   |
|-----------------------|--|---|
| <b>Status</b><br>Open | <b>Duration</b><br>TOTAL<br>4 Years 5 Months<br>from signing date<br><br>INITIAL<br>3 Years<br>from signing date<br><br>EXTENSION<br>1 Year 5 Months | <b>FCPF Member</b><br>YES<br><br>Cumulative Expenditure<br>\$1'854'181.00<br><br>Percentage Delivery<br>39% |
|-----------------------|--|---|

## Timeline

| 2008                   | 2009 | 2010               | 2011                    | 2012 | 2013 | 2014              | 2015 | 2016     |
|------------------------|------|--------------------|-------------------------|------|------|-------------------|------|----------|
| 11 August              |      | 25 June            | 19 July                 |      |      | July              |      | January  |
| Expression of interest |      | Validation Meeting | NP Signed               |      |      | No Cost Extension |      | End Date |
|                        |      | 5 November         | 9 August                |      |      |                   |      |          |
|                        |      | NP Approved        | First Funds Transferred |      |      |                   |      |          |

## Financial analysis





# Phillipines

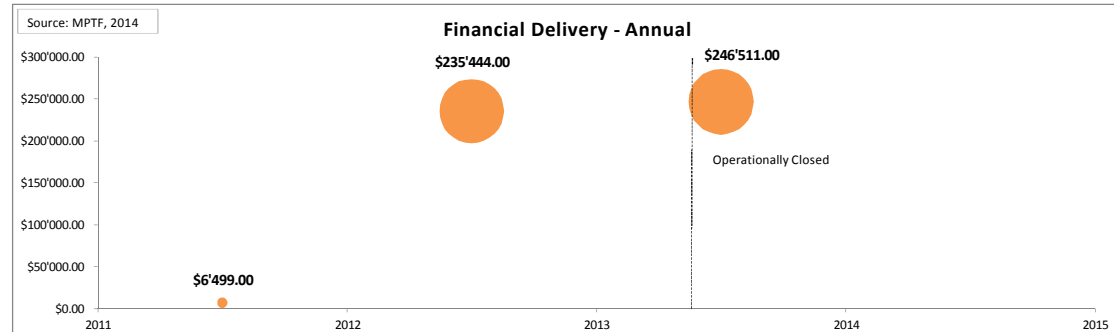
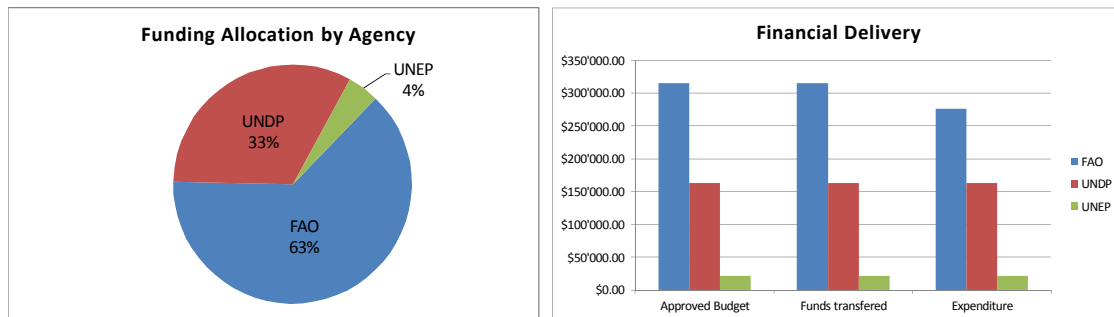
## Overview

|                     |   |                               |
|---------------------|---|-------------------------------|
| <b>Status</b>       | <b>Duration</b>   | <b>FCPF Member</b>            |
| <b>Closed</b>       | <b>TOTAL</b><br><b>1 Year 9 Months</b><br>from signing date | <b>NO</b>                     |
| <b>STAGE</b>        | <b>INITIAL</b><br>1 Year<br>from signing date               | <b>EXTENSION</b><br>9 Months  |
| 1- Operational      |   | <b>Cumulative Expenditure</b> |
| 2- Financial        |   | <b>Percentage Delivery</b>    |
| 3- Final Evaluation |   | \$460'515.00      92%         |

## Timeline

| 2008                   | 2009               | 2010                    | 2011              | 2012       | 2013 | 2014 |
|------------------------|--------------------|-------------------------|-------------------|------------|------|------|
| 1 July                 | 10 February        | 20 January              | 31 May            | 31 October |      |      |
| Expression of interest | Validation Meeting | First Funds Transferred | No Cost Extension | End Date   |      |      |
|                        | 10 March           |                         |                   |            |      |      |
|                        | NP Approved        |                         |                   |            |      |      |
|                        | 1 November         |                         |                   |            |      |      |
|                        | NP Signed          |                         |                   |            |      |      |

## Financial analysis





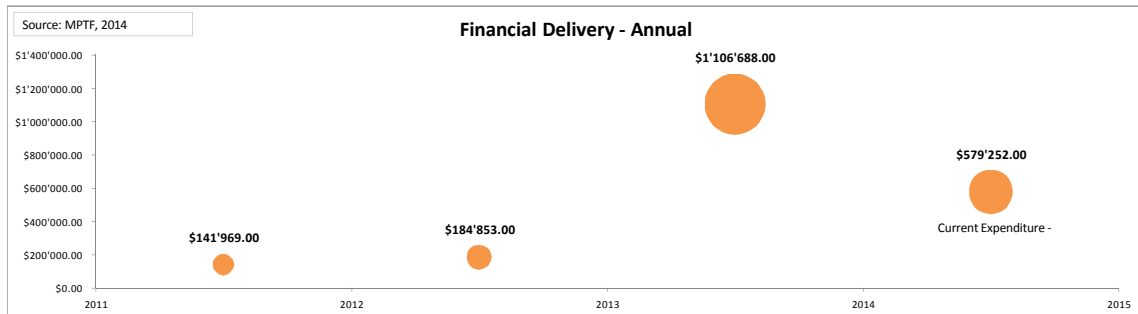
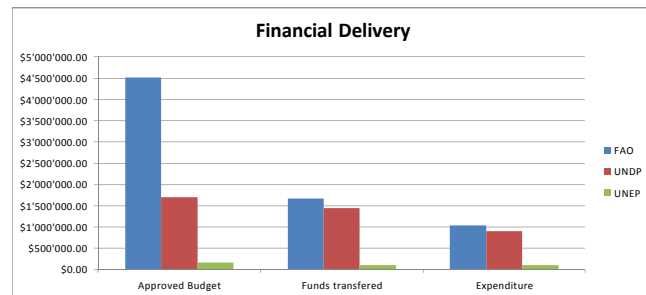
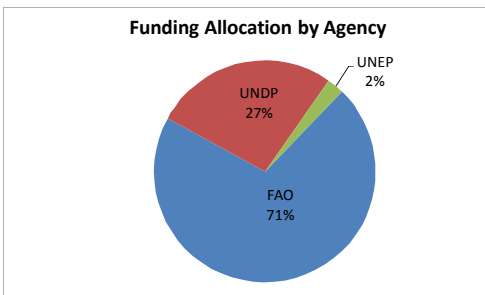
Overview

| <b>Status</b>          | <b>Duration</b>  | <b>FCPF Member</b>  |                        |                     |                |     |
|------------------------|--|---|------------------------|---------------------|----------------|-----|
| Open                   | <b>TOTAL</b><br><b>4 Years 6 Months</b><br><small>from signing date</small><br><br><b>INITIAL</b> <b>EXTENSION</b><br>2years 6months      2years<br><small>from signing date</small> | YES   |                        |                     |                |     |
|                        |  | <table border="1"> <tr> <th>Cumulative Expenditure</th> <th>Percentage Delivery</th> </tr> <tr> <td>\$2'049'165.00</td> <td>32%</td> </tr> </table> | Cumulative Expenditure | Percentage Delivery | \$2'049'165.00 | 32% |
| Cumulative Expenditure | Percentage Delivery  |   |                        |                     |                |     |
| \$2'049'165.00         | 32%  |   |                        |                     |                |     |

Timeline

| 2008                   | 2009               | 2010                    | 2011 | 2012 | 2013 | 2014      | 2015     |
|------------------------|--------------------|-------------------------|------|------|------|-----------|----------|
| 8 September            | 13 October         | 27 October              |      |      |      | January   | June     |
| Expression of interest | Validation Meeting | NP Signed               |      |      |      | Extension | End Date |
|                        | 30 October         | 18 November             |      |      |      |           |          |
|                        | NP Approved        | First Funds Transferred |      |      |      |           |          |

Financial analysis





Overview

Status  
Open

Duration  
TOTAL  
3 Years  
from signing date  
INITIAL  
3years  
from signing date  
EXTENSION  
N/A

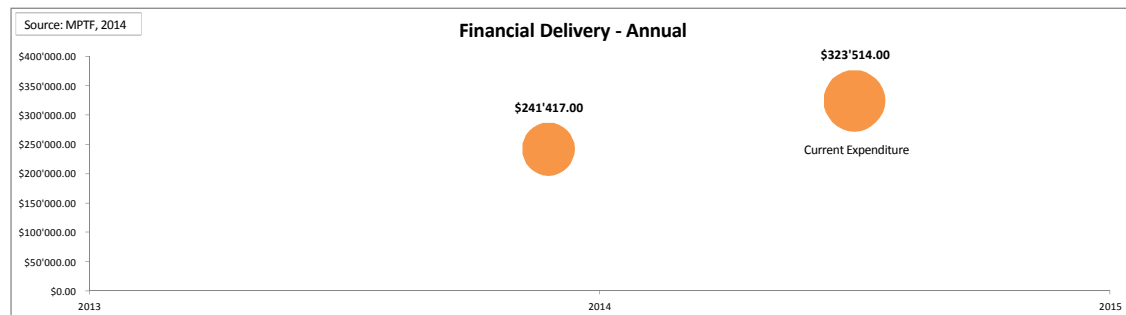
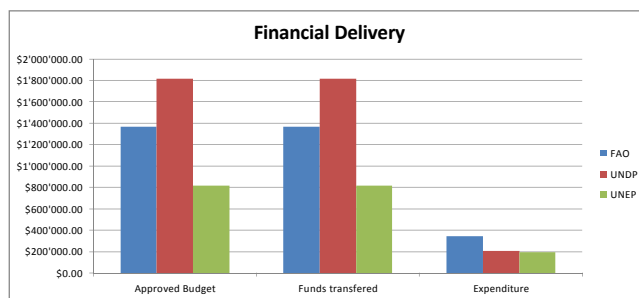
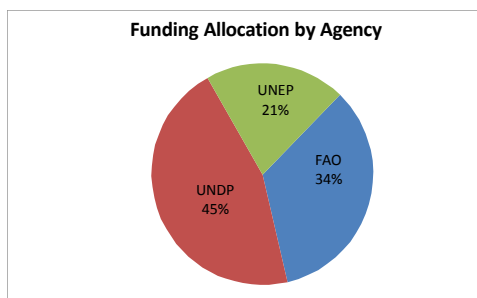
FCPF Member  
YES

Cumulative Expenditure  
\$748'355.00  
Percentage Delivery  
19%

Timeline

| 2008 | 2009                             | 2010 | 2011 | 2012                                   | 2013 | 2014 | 2015                |
|------|----------------------------------|------|------|--|------|------|---------------------|
|      | 11 Feb<br>Expression of interest |      |      | 25 March<br>NP Approved                |      |      | October<br>End Date |
|      |                                  |      |      | 26 October<br>NP Signed                |      |      |                     |
|      |                                  |      |      | 23 November<br>First Funds Transferred |      |      |                     |

Financial analysis





# Solomon Islands

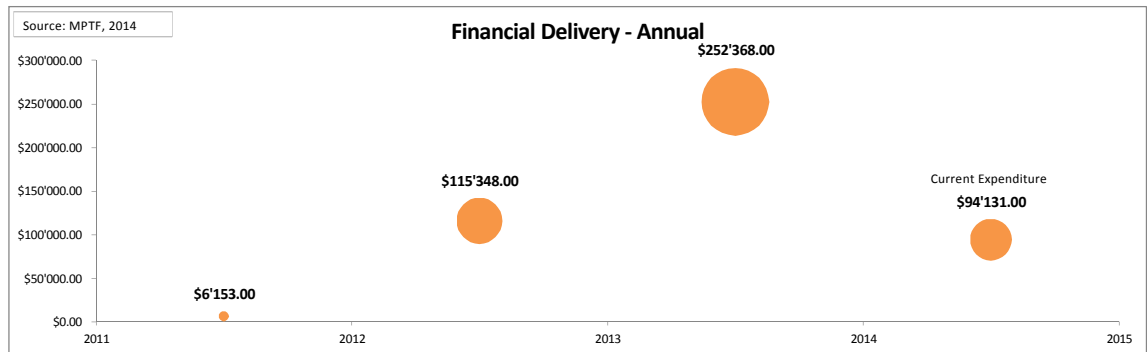
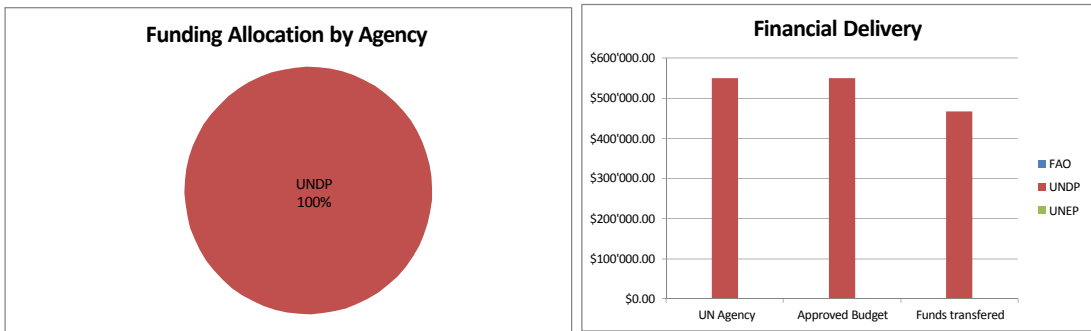
## Overview

|                       |  |                          |   |                                   |
|-----------------------|--|--------------------------|---|-----------------------------------|
| <b>Status</b><br>Open | <b>Duration</b><br>TOTAL<br><b>2 Years 10 Months</b><br>from signing date<br><br>INITIAL<br>1 Year 6 Months<br>from signing date<br><br>EXTENSION<br>1 Year 4 Months | <b>FCPF Member</b><br>NO | <b>Cumulative Expenditure</b><br>\$468'001.00 | <b>Percentage Delivery</b><br>85% |
|-----------------------|--|--------------------------|---|-----------------------------------|

## Timeline

| 2008 | 2009                                  | 2010                      | 2011                              | 2012                            | 2013 | 2014                 |
|------|---------------------------------------|---------------------------|-----------------------------------|---------------------------------|------|----------------------|
|      | 13 November<br>Expression of interest | 5 November<br>NP Approved | 5 May<br>NP Signed                | 5 November<br>No Cost Extension |      | 31 March<br>End Date |
|      |                                       |                           | 3 June<br>First Funds Transferred |                                 |      |                      |

## Financial analysis



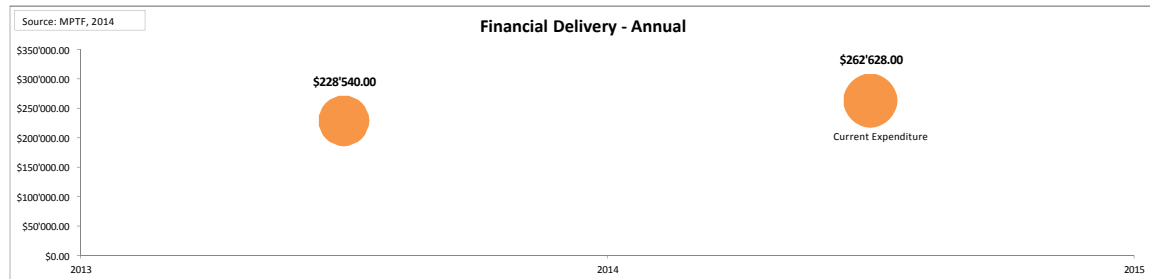
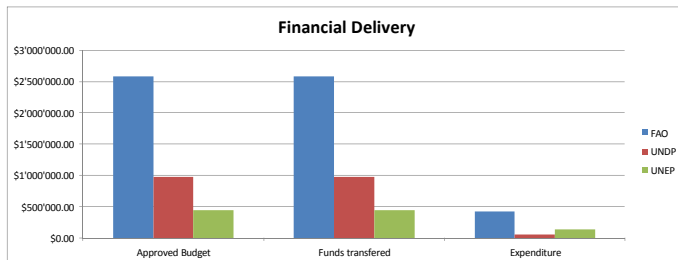
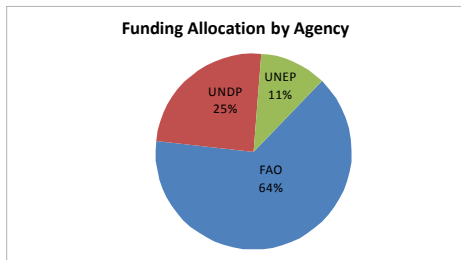
Overview

|                       |  |                          |   |                                   |
|-----------------------|--|--------------------------|---|-----------------------------------|
| <b>Status</b><br>Open | <b>Duration</b><br><b>TOTAL</b><br>2 Years 11 Months<br><small>from signing date</small><br><br><b>INITIAL</b><br>2 Years 11 Months<br><small>from signing date</small><br><b>EXTENSION</b><br>N/A | <b>FCPF Member</b><br>NO | <b>Cumulative Expenditure</b><br>\$621'579.00 | <b>Percentage Delivery</b><br>16% |
|-----------------------|--|--------------------------|---|-----------------------------------|

Timeline

| 2008 | 2009                   | 2010 | 2011 | 2012        | 2013                    | 2014                     | 2015 | 2016       |
|------|------------------------|------|------|-------------|-------------------------|--------------------------|------|------------|
|      | 7 September            |      |      | 25 March    | 27 February             | 31 December              |      | 30 January |
|      | Expression of interest |      |      | NP Approved | NP Signed               | End of No Cost Extension |      | End Date   |
|      |                        |      |      |             | 4 April                 |                          |      |            |
|      |                        |      |      |             | First Funds Transferred |                          |      |            |

Financial analysis







# Tanzania

## Overview

| Status              |
|---------------------|
| Closed              |
| STAGE               |
| 1- Operational      |
| 2- Financial        |
| 3- Final Evaluation |

| Duration   |                              |
|--|------------------------------|
| TOTAL<br>3 Years 8 Months<br><small>from signing date</small>  |                              |
| INITIAL<br>1 Year 9 Months<br><small>from signing date</small> | EXTENSION<br>1 Year 9 Months |

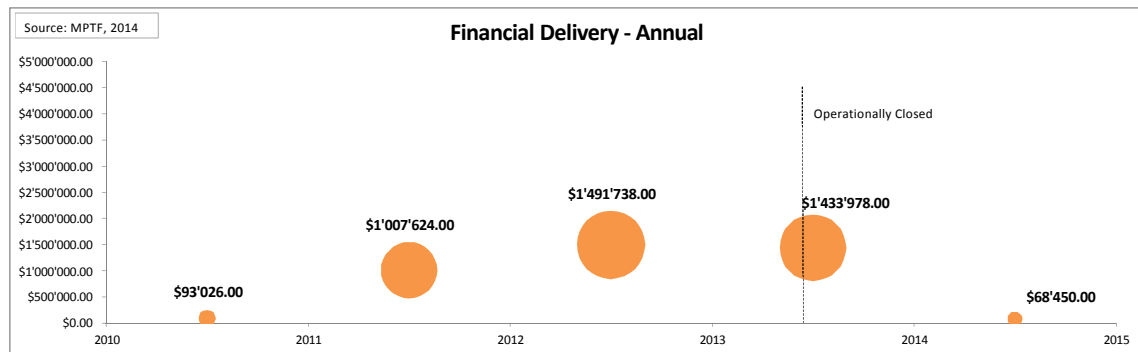
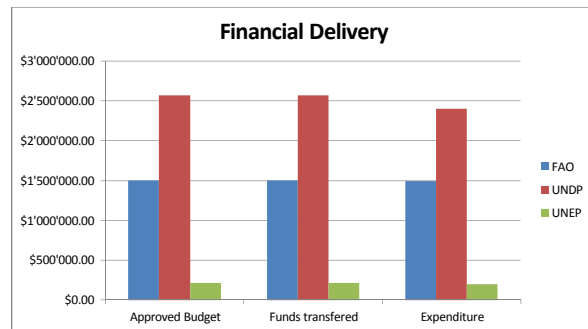
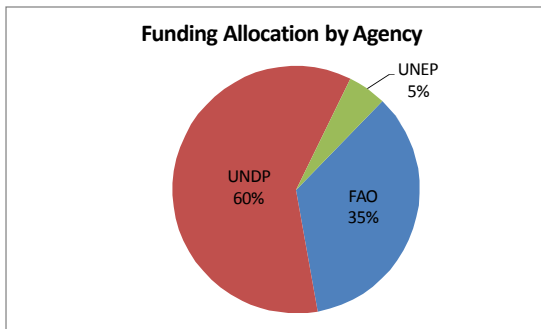
| FCPF Member |
|-------------|
| YES         |

| Cumulative Expenditure | Percentage Delivery |
|------------------------|---------------------|
| \$4'094'817.00         | 96%                 |

## Timeline

| 2008                                   | 2009                              | 2010                                  | 2011                              | 2012 | 2013                | 2014 |
|--|-----------------------------------|---------------------------------------|-----------------------------------|------|---------------------|------|
| 22 September<br>Expression of interest | 24 February<br>Validation Meeting | 22 January<br>First Funds Transferred | 30 September<br>No Cost Extension |      | 30 June<br>End Date |      |
|  | 10 March<br>NP Approved           |                                       |                                   |      |                     |      |
|  | 22 December<br>NP Signed          |                                       |                                   |      |                     |      |

## Financial analysis





Overview

| Status              |
|---------------------|
| Closed              |
| STAGE               |
| 1- Operational      |
| 2- Financial        |
| 3- Final Evaluation |

| Duration                            |
|-------------------------------------|
| <b>TOTAL</b><br>2 Years 10 Months   |
| from signing date                   |
| <b>INITIAL</b><br>2 Years 10 Months |
| from signing date                   |
| <b>EXTENSION</b><br>0               |

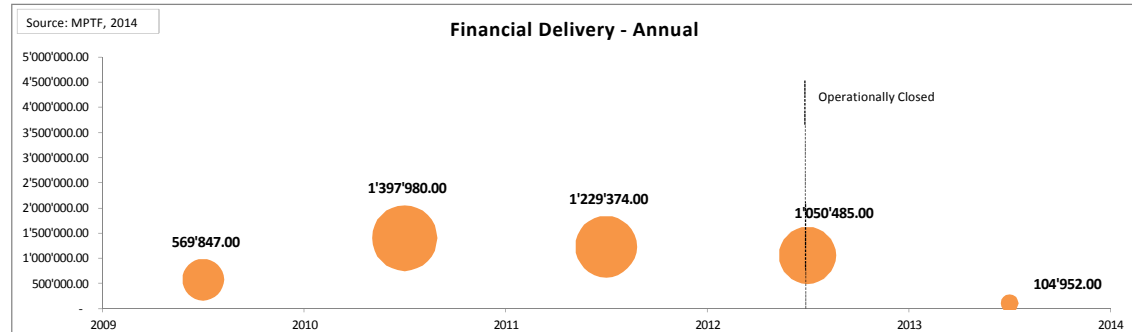
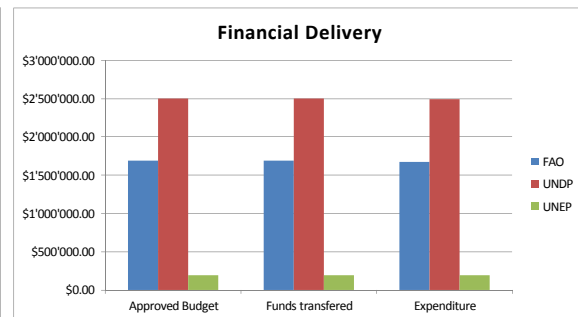
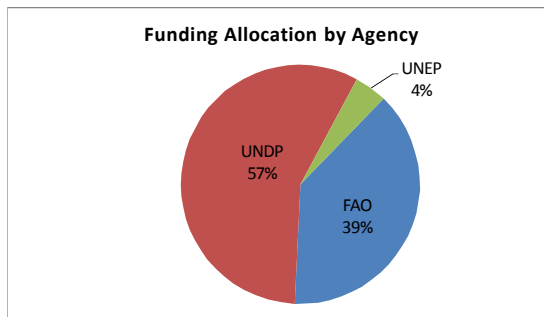
| FCPF Member |
|-------------|
| YES         |

| Cumulative Expenditure | Percentage Delivery |
|------------------------|---------------------|
| \$4'351'863.00         | 99%                 |

Timeline

| 2008                   | 2009                    | 2010 | 2011 | 2012     | 2013 | 2014 |
|------------------------|-------------------------|------|------|----------|------|------|
| 17 November            | 22 January              |      |      | 30 June  |      |      |
| Expression of interest | Validation Meeting      |      |      | End Date |      |      |
|                        | 10 March                |      |      |          |      |      |
|                        | NP Approved             |      |      |          |      |      |
|                        | 1 August                |      |      |          |      |      |
|                        | NP Signed               |      |      |          |      |      |
|                        | 5 October               |      |      |          |      |      |
|                        | First Funds Transferred |      |      |          |      |      |

Financial analysis





Overview

|                       |   |                          |   |                                   |
|-----------------------|---|--------------------------|---|-----------------------------------|
| <b>Status</b><br>Open | <b>Duration</b><br>TOTAL<br>3 Years 3 Months<br>from signing date<br><br>INITIAL<br>1 year 11 months<br>from signing date<br><br>EXTENSION<br>1 year 4 months | <b>FCPF Member</b><br>NO | <b>Cumulative Expenditure</b><br>\$3'809'592.00 | <b>Percentage Delivery</b><br>85% |
|-----------------------|---|--------------------------|---|-----------------------------------|

Timeline

| 2008                   | 2009 | 2010                    | 2011 | 2012 | 2013      | 2014                     |
|------------------------|------|-------------------------|------|------|-----------|--------------------------|
| 5 August               |      | 3 February              |      |      | August    | December                 |
| Expression of interest |      | Validation Meeting      |      |      | Extension | End of No Cost Extension |
|                        |      | 18 March                |      |      |           |                          |
|                        |      | NP Approved             |      |      |           |                          |
|                        |      | 22 October              |      |      |           |                          |
|                        |      | First Funds Transferred |      |      |           |                          |

Financial analysis

