

UN-REDD PROGRAMME

Session 1:  
**Follow up From Previous PEB Meeting**

7<sup>th</sup> UN-REDD Programme Executive Board meeting  
 03<sup>rd</sup> April 2014  
 Raffles Hotel Le Royal, Phnom Penh, Cambodia

UN-REDD PROGRAMME

Document 01

**Progress Against Last PEB Decisions**

7<sup>th</sup> UN-REDD Programme Executive Board meeting  
 03<sup>rd</sup> April 2014  
 Raffles Hotel Le Royal, Phnom Penh, Cambodia  
 Presented by: Ms. Pan Thida

UN-REDD PROGRAMME


**Progress against last PEB decisions**

Decision/Action	Status
1. The PEB decided that the <b>Secretariat</b> should consider sending email <b>alerts</b> prompting different stakeholders of <b>new materials available on cambodia-redd.org webpage</b> via email.	<b>Done</b> (Regular email on new update to stakeholders)
2. The PEB endorsed the <b>work plan for the first trimester, 2014</b> and <b>requested to explore additional sources to fill the budget shortfall.</b>	<b>Done</b> (Presentation in <a href="#">"Follow up from Previous PEB Meeting Session"</a> )
3. The PEB decided that RTS <b>present spending in the first quarter</b> of 2014 and <b>option to deal with shortfall</b> for the rest of 2014.	


UN-REDD PROGRAMME

4. The PEB requested that <b>creating greater synergies among strategies development under Outcome 2</b> be reflected in the next quarterly work plan.	<b>Done</b> (Presentation in <a href="#">"Follow up from Previous PEB Meeting Session"</a> )
5. The PEB agreed that the <b>coordination mechanism</b> for all REDD+ related initiatives in Cambodia should not be the PEB, but <b>should be government led</b> . Thus, the PEB recommended that <b>RTS prepare an options paper for presentation to the taskforce.</b>	<b>In progress</b> (Presentation in <a href="#">"Follow up from Previous PEB Meeting Session"</a> )
6. The PEB agreed that an <b>open Board meeting will be piloted at the 8<sup>th</sup> PEB meeting</b> . Stakeholders working on REDD+ initiatives in Cambodia are invited to share during the first part of the PEB meeting.	<b>Will be done</b> (in the 8 <sup>th</sup> PEB meeting)

UN-REDD PROGRAMME



7. The PEB agreed that the <b>NPD will be requested to take lead</b> – periodically – <b>on technical monitoring of progress</b> based on <b>agreed indicators</b> at PEB Meeting.	<b>Done</b> (Presentation in <a href="#">“Follow up from Previous PEB Meeting Session”</a> )
8. The PEB urged the RTS to ensure that the <b>technical teams should become operational</b> by the end of 2013; and requested a report on progress of the technical teams at the next PEB meeting, PEB 7 <sup>th</sup> .	<b>Done</b> (Presentation in <a href="#">“Follow up from Previous PEB Meeting Session”</a> )
9. The 7 <sup>th</sup> PEB meeting will be held on the 03 <sup>rd</sup> April, 2014.	<b>Today</b>



UN-REDD PROGRAMME




**Document 02**

## Presentation on Expenditure for the First Quarter 2014


7<sup>th</sup> UN-REDD Programme Executive Board meeting  
03<sup>rd</sup> April 2014  
Raffles Hotel Le Royal, Phnom Penh, Cambodia  
Presented by: Ms. Pan Thida



UN-REDD PROGRAMME



Component	2014 Budget for Q1	Expenditure from Jan to March 2014	% Delivery as of March 2014
Outcome 1	\$140,082	\$111,789	80%
Outcome 2	\$181,880	\$97,263	<a href="#">53%</a>
Outcome 3	\$0	\$0	0%
Outcome 4	\$260,500	\$204,457	78%
<b>Total</b>	<b>\$582,462</b>	<b>\$413,509</b>	<b>71%</b>



UN-REDD PROGRAMME




**Document 03**

## Presentation on Additional Sources of Funding to Fill the Expected Budget Shortfall

7<sup>th</sup> UN-REDD Programme Executive Board meeting  
03<sup>rd</sup> April 2014  
Raffles Hotel Le Royal, Phnom Penh, Cambodia  
Presented by: Ms. Pan Thida



**UN-REDD PROGRAMME**




Component	2014 Budget	FCPF	UN-REDD
Outcome 1	\$372,821	\$110,700	\$262,121
Outcome 2	\$523,409	\$120,100	\$403,309
Outcome 3	\$103,900	\$2,500	\$101,400
Outcome 4	\$859,901	\$0	\$859,901
<b>7%</b>	<b>\$103,091</b>	<b>0</b>	<b>\$103,091</b>
<b>Total</b>	<b>\$1,963,122</b>	<b>\$233,300</b>	<b>\$1,729,822</b>

Note: The total FCPF budget for 2014 is UDS 621,900.

[Document 03](#)

**UN-REDD PROGRAMME**



## Qs & As

**UN-REDD PROGRAMME**



Document 04

## Presentation on Synergies Among Strategies Development Under Outcome 2

7<sup>th</sup> UN-REDD Programme Executive Board meeting  
03<sup>rd</sup> April 2014  
Raffles Hotel Le Royal, Phnom Penh, Cambodia  
Presented by: Mr. Peter Iversen

**UN-REDD PROGRAMME**



## Progress on Process

- Taskforce discussed the process for developing a National REDD+ Strategy at the meeting 28 March.
- All technical teams working on elements for the National REDD+ Strategy
  - Some capacity building needed to bring all members up to speed.



UN-REDD PROGRAMME

FAO UNDP UNEP

### Progress on Substance

- All three line agencies involved in activities to identify relevant contribution to REDD+ implementation:
  - FA: REDD+ and Community Forestry
  - FiA: Forest protection and carbon monitoring
  - GDANCP: Assessment of protected area management for the development of Protected Areas Strategic Management Plan (recruitment only)




UN-REDD PROGRAMME

FAO UNDP UNEP

### Progress on Substance

- Preliminary review of REDD+ safeguards for Cambodia
- Assessment of benefit sharing experiences and consultation
- Options for REDD+ Fund
- Multiple benefits from REDD+




UN-REDD PROGRAMME

FAO UNDP UNEP

Document 05

### Presentation on Coordination Mechanism

7<sup>th</sup> UN-REDD Programme Executive Board meeting  
03<sup>rd</sup> April 2014  
Raffles Hotel Le Royal, Phnom Penh, Cambodia  
Presented by: Mr. Peter Iversen




UN-REDD PROGRAMME

FAO UNDP UNEP

### Progress

- Option [paper](#) has been prepared, not yet presented to the taskforce.





UN-REDD PROGRAMME 

Document 06

## Presentation on Progress Against Indicators


7<sup>th</sup> UN-REDD Programme Executive Board meeting  
03<sup>rd</sup> April 2014  
Raffles Hotel Le Royal, Phnom Penh, Cambodia  
Presented by: Mr. Peter Iversen




UN-REDD PROGRAMME 


### Progress Compared to Indicators

- Only indicators that didn't met previously, and indicators to be completed by August 2014.



Traffic light system 



- Green** means indicator met (by now)
- Yellow** means indicator partly met/in progress
- Red** means indicator not met and limited progress




UN-REDD PROGRAMME 



### Progress Compared to Indicators (Outcome 1)


- All Technical Teams were established in September 2013. 
- All TF, CG, and TT meetings are organized effectively and efficiently. 

UN-REDD PROGRAMME 



### Progress Compared to Indicators (Outcome 2)


- By the end of 2013, a policy brief on revenue sharing and benefit distribution has been approved by the TF. 
- By the end of 2013, initial proposals for key elements/principles to be included for a nationally appropriate system of safeguards has been produced. 



**UN-REDD PROGRAMME**


**Progress Compared to Indicators (Outcome 2)**


- By June 2014, draft strategy proposals have been developed for forests under the administration of FA, GDANCP, and FiA. 
- By June 2014, 75% of key decision makers in line agencies and all members of the TF and CG are able to give an estimate of the costs of implementing REDD+ activities versus other land use options. 



**UN-REDD PROGRAMME**



**Progress Compared to Indicators (Outcome 2)**


- By March 2014, options for revenue sharing and benefit distribution have been produced for broad consultation. 
- By the end of 2013, initial proposals for key elements/principles to be included for a nationally appropriate system of safeguards have been produced. 



**UN-REDD PROGRAMME**




**Progress Compared to Indicators (Outcome 2)**


- By April 2014, a revised proposal for key elements/principles to be included for a nationally appropriate system of safeguards has been produced, incorporating feedback from broad stakeholder consultation. 
- By August 2014, initial proposals for key measures and indicators for assessing and monitoring the statuses of selected elements/principles under safeguards have been produced. 



**UN-REDD PROGRAMME**



**Progress Compared to Indicators (Outcome 3)**


- By the end of 2013, an analysis of options to integrate sub-national approaches within a national REDD+ system has been completed. 
- By June 2014, a broad-based consultation process has identified potential options to guide implementation. 
- By the end of 2013, at least 5 policy briefs have been produced through demonstration projects; and have been reviewed, or are under review by TTs. 



**UN-REDD PROGRAMME**




**Progress Compared to Indicators (Outcome 4)**


- By June 2014, assessment of institutional arrangement and staff capacity has been completed. 
- By June 2014, MRV/REL Technical Team have submitted at least three proposals to TF for decisions required to establish the national forest monitoring system. 



**UN-REDD PROGRAMME**



**Progress Compared to Indicators (Outcome 4)**


- By June 2014, recommendations have been provided to establish and decide on national forest definition, land-use classes, carbon pools and reference period. 
- By June 2014 web-based satellite monitoring system developed. 
- By June 2014 existing carbon stock and emission data has been identified and catalogued in a database, data to be shared on web platform is identified. 



**UN-REDD PROGRAMME**


**Progress compared to indicators (outcome 4)**

- By June 2014, data sharing procedure between institutions and archiving system developed to ensure data access for the LULUCF GHG inventory. 
- By June 2014, data drivers of deforestation and forest degradation have been collated; national circumstances, land-use and forest policy and governance have been assessed. 



**UN-REDD PROGRAMME**

**Qs & As**



UN-REDD PROGRAMME

Document 07

## Presentation on Progress on Technical Teams Establishment

7<sup>th</sup> UN-REDD Programme Executive Board meeting  
03<sup>rd</sup> April 2014  
Raffles Hotel Le Royal, Phnom Penh, Cambodia  
Presented by: Mr. Lun Kimhy



UN-REDD PROGRAMME

## Progress on Technical Teams

- The 4 REDD+ Technical Teams have started working although Ministry of Rural Development has not yet nominated staff to join the team.
- The 4 teams organized the first meeting in January 2014.
- Each team has reviewed ToRs to clarify their roles and responsibilities and developed their own workplan.



UN-REDD PROGRAMME


## Progress on Technical Teams

- Benefit sharing team are conducting consultation meetings on Benefit sharing in 10 provinces.
- Safeguards Review has been drafted. The team will conduct consultation meetings on Safeguards Review in provinces.
- MRV/REL team has met 6 times in last 2 months since initial technical teams meeting.



UN-REDD PROGRAMME

## Qs & As





## Annex III: Follow up from previous PEB meeting

Document 01

Progress against the 6<sup>th</sup> PEB Decisions

### Progress against the 6<sup>th</sup> PEB decisions

Decision/Action	Status
1. The PEB decided that the Secretariat should consider sending email alert prompting different stakeholders of new materials available on cambodia-redd.org webpage via email.	Done (Regular email on new update to stakeholders)
2. The PEB endorsed the work plan for 2014 provisionally for the first trimester (four months), and requested the NPD to explore additional sources of funding to fill the budget shortfall.	Done (Presentation in <b><u>“Follow up from Previous PEB Meeting Session”</u></b> )
3. The PEB decided that at the first meeting in 2014 the PEB will be presented with an update on spending in the first quarter of 2014 and on expectations for the rest of year and if there are still expectations of shortfalls then the Secretariat shall present an option paper for how to deal with this.	
4. The PEB requested that creating greater synergies among strategies development under Outcome 2 be reflected in the next quarterly work plan.	Done (Presentation in <b><u>“Follow up from Previous PEB Meeting Session”</u></b> )
5. The PEB agreed that the coordination mechanism for all REDD+ related initiatives in Cambodia should not be the PEB, but should be government led. Thus, the PEB recommended that the Secretariat prepare an options paper for presentation to the Taskforce to reflect and further decide on the format for such coordination mechanism.	In progress (Presentation in <b><u>“Follow up from Previous PEB Meeting Session”</u></b> )
6. The PEB agreed that an open Board meeting will be piloted at the 8 <sup>th</sup> PEB meeting (second PEB in 2014, date to be confirmed). An open Board meeting means that stakeholders working on REDD+ initiatives in Cambodia are invited to share information on their activities during the first part of the PEB meeting.	will be done in the 8 <sup>th</sup> PEB meeting
7. The PEB agreed that the NPD will be requested to take lead – periodically – on technical monitoring of progress based on agreed indicators at PEB Meeting.	Done (Presentation in <b><u>“Follow up from Previous PEB Meeting Session”</u></b> )
8. The PEB urged the RTS to ensure that the technical teams should become operational by the end of 2013; and requested a report on progress of the technical teams at the next PEB meeting, PEB 7 <sup>th</sup> .	Done (Presentation in <b><u>“Follow up from Previous PEB Meeting Session”</u></b> )
9. The 7 <sup>th</sup> PEB meeting will be held on the 03 <sup>rd</sup> April, 2014.	Today

## UN-REDD 2014 Annual Workplan with FCPF Supplement

Document 3

Components	Activity Number	Activities for Programme 2014	Plan for 2014				Plan 2014	FCPF	UN-REDD	RESPONSIBLE PARTIES				
			Q1	Q2	Q3	Q4				IP	UNDP	UNEP	FAO	
<b>Outcome 1: Effective National Management of the REDD+ Readiness process and stakeholder engagement in accordance with the Roadmap principles.</b>														
<b>1.1 National REDD+ Readiness Coordination Mechanism established</b>	<b>1.1a</b>	Regular Taskforce Meetings held	\$4,000	\$6,000	\$4,000	\$4,000	\$18,000	\$8,000	\$10,000	\$10,000	\$0	\$0	\$0	
	<b>1.1b</b>	Taining of Taskforce once/quarter	\$0	\$0	\$0	\$0	\$0		\$0	\$0	\$0	\$0	\$0	
	<b>1.1c</b>	Taskforce travel	\$12,000	\$0	\$0	\$0	\$12,000		\$12,000	\$12,000	\$0	\$0	\$0	
<b>Total Budget 1.1:</b>			<b>UN-REDD</b>	<b>\$16,000</b>	<b>\$6,000</b>	<b>\$4,000</b>	<b>\$4,000</b>	<b>\$30,000</b>	<b>\$8,000</b>	<b>\$22,000</b>	<b>\$22,000</b>	<b>\$0</b>	<b>\$0</b>	<b>\$0</b>
<b>1.2 Support to National REDD+ Readiness process</b>	<b>1.2a</b>	Establishment of Secretariat	\$0	\$0	\$0	\$0	\$0		\$0	\$0	\$0	\$0	\$0	
	<b>1.2b</b>	Quarterly running costs of Secretariat	\$2,682	\$2,682	\$5,682	\$5,794	\$16,840	\$7,500	\$9,340	\$9,340	\$0	\$0	\$0	
			\$3,700	\$4,000	\$4,000	\$4,000	\$15,700		\$15,700				\$15,700	
			\$67,500	\$22,500	\$22,500	\$15,632	\$128,132		\$128,132		\$128,132			
	<b>1.2c</b>	Finance and procurement training for secretariat - additional resources to be provided by UNDP	\$0	\$0	\$0	\$0	\$0		\$0	\$0	\$0	\$0	\$0	
	<b>1.2d</b>	Regular meetings of PEB	\$0	\$2,000	\$2,000	\$2,000	\$6,000	\$2,000	\$4,000	\$4,000	\$0	\$0	\$0	
<b>1.2g</b>	Travel for Secretariat and Technical Teams	\$16,930.00	\$0	\$0	\$22,000	\$38,930	\$22,000	\$16,930	\$4,430	\$12,500	\$0	\$0		
<b>1.2h</b>	Training for Secretariat and technical teams	\$0	\$0	\$0	\$0	\$0		\$0	\$0	\$0	\$0	\$0		
<b>Total Budget 1.2:</b>			<b>UN-REDD</b>	<b>\$90,812</b>	<b>\$31,182</b>	<b>\$34,182</b>	<b>\$49,426</b>	<b>\$205,602</b>	<b>\$31,500</b>	<b>\$174,102</b>	<b>\$17,770</b>	<b>\$140,632</b>	<b>\$0</b>	<b>\$15,700</b>
<b>1.3 Stakeholders are engaged in the REDD+ Readiness process</b>	<b>1.3a</b>	Identification of Civil Society and IP representatives for bodies	\$0	\$0	\$0	\$0	\$0		\$0	\$0	\$0	\$0	\$0	
	<b>1.3b</b>	Support to CF, CPA and CFI networks	\$0	\$0	\$0	\$0	\$0		\$0	\$0	\$0	\$0	\$0	
	<b>1.3c</b>	Support to civil society groups to engage on specific technical areas	\$4,000	\$38,200	\$10,000	\$9,000	\$61,200	\$61,200	\$0	\$0	\$0	\$0	\$0	
<b>Total Budget 1.3:</b>			<b>UN-REDD</b>	<b>\$4,000</b>	<b>\$38,200</b>	<b>\$10,000</b>	<b>\$9,000</b>	<b>\$61,200</b>	<b>\$61,200</b>	<b>\$0</b>	<b>\$0</b>	<b>\$0</b>	<b>\$0</b>	<b>\$0</b>
<b>1.4 Stakeholders provided with information on REDD+ and the National REDD+ Readiness process</b>	<b>1.4a</b>	Establishment and maintenance of website	\$300	\$300	\$300	\$300	\$1,200		\$1,200	\$1,200	\$0	\$0	\$0	
	<b>1.4b</b>	Development of consultation and participation plan (Done)	\$0	\$0	\$0	\$0	\$0		\$0	\$0	\$0	\$0	\$0	
	<b>1.4c</b>	Development of awarness raising materials, tools, and outreach	\$0	\$0	\$0	\$0	\$0		\$0	\$0	\$0	\$0	\$0	
			\$700	\$10,700	\$10,700	\$700	\$22,800	\$10,000	\$12,800	\$12,800	\$0	\$0	\$0	
<b>1.4d</b>	Awareness raising events for key groups within government and outside Development of awarness raising materials, tools, and outreach	\$0	\$0	\$0	\$0	\$0		\$0	\$0	\$0	\$0	\$0		
		\$17,339	\$34,680	\$0	\$0	\$52,019		\$52,019	\$52,019	\$52,019	\$0	\$0	\$0	

## Annex III: Follow up from previous PEB meeting

Components	Activity Number	Activities for Programme 2014	Plan for 2014				Plan 2014	FCPF	UN-REDD	RESPONSIBLE PARTIES			
			Q1	Q2	Q3	Q4				IP	UNDP	UNEP	FAO
<b>Total Budget 1.4:</b>		<b>UN-REDD</b>	<b>\$18,339</b>	<b>\$45,680</b>	<b>\$11,000</b>	<b>\$1,000</b>	<b>\$76,019</b>	<b>\$10,000</b>	<b>\$66,019</b>	<b>\$66,019</b>	<b>\$0</b>	<b>\$0</b>	<b>\$0</b>
<b>Total Available Budget Outcome 1:</b>			<b>\$129,151</b>	<b>\$121,062</b>	<b>\$59,182</b>	<b>\$63,426</b>	<b>\$372,821</b>	<b>\$110,700</b>	<b>\$262,121</b>	<b>\$105,789</b>	<b>\$140,632</b>	<b>\$0</b>	<b>\$15,700</b>
<b>Outcome 2: Development of the National REDD+ Strategy and Implementation Framework.</b>									<b>0</b>				
<b>Development of individual REDD+ strategies and implementation modalities</b>	<b>2.1a</b> FCPF	REDD+ National Strategy		\$20,000			\$20,000	\$20,000	\$0				
	<b>2.1c</b>	<b>Support to the Implementation of the NFP</b> - Strengthening Forest Law Enforcement and Governance - Investigation of how to integrate REDD+ into community forestry - Strengthening Wildlife Policy and Law Enforcement - Investigation of how to integrate REDD+ into community forestry regulations and protection	\$35,000	\$27,400	\$25,000	\$9,100	\$96,500	\$78,000	\$18,500	\$8,500	\$10,000	\$0	\$0
	<b>2.1d</b>	<b>- Development of National Protected Areas Strategic management Plan</b> - Development of a Protected Areas financing Plan - Development of subsidiary regulations under the PA Law - Investigating how sustainable financing strategies and models (e.g. PES, Conservation concessions, etc.) could work for Protected		\$40,000	\$40,000	\$24,625	\$104,625		\$104,625	\$72,625	\$32,000	\$0	\$0
	<b>2.1e</b>	- Investigation on how the REDD+ can Support management of flooded forests and mangrove Areas managed by Fisheries Administration under the Strategic Planning Framework on Fisheries	\$20,154	\$23,500	\$0	\$0	\$43,654		\$43,654	\$43,654	\$0	\$0	\$0
<b>Total Budget 2.1:</b>		<b>UN-REDD</b>	<b>\$55,154</b>	<b>\$110,900</b>	<b>\$65,000</b>	<b>\$33,725</b>	<b>\$264,779.00</b>	<b>\$98,000</b>	<b>\$166,779</b>	<b>\$124,779</b>	<b>\$42,000</b>	<b>\$0</b>	<b>\$0</b>
<b>2.2 Evaluation of co-benefits</b>	<b>2.2a</b>	- Valuation of the multiple benefits of standing forests under the management strategies (PAs, CFs, etc.)(UNEP)	\$2,400	\$32,838	\$0	\$0	\$35,238		\$35,238	\$0	\$0	\$35,238	\$0
	<b>2.2b</b>	- Scoping and evaluation of REDD+ strategies in relation to costs and benefits considering, inter alia, carbon density, co-benefits, jurisdiction, opportunity costs, resource management	\$0	\$27,500	\$12,138	\$12,138	\$51,775	\$10,000	\$41,775	\$0	\$0	\$41,775	\$0
	<b>2.2c</b>	- Understanding local costs and benefits of REDD+ (UNEP)	\$0	\$12,473	\$12,473	\$0	\$24,946		\$24,946	\$0	\$0	\$24,946	\$0
	<b>2.2d</b>	- Communication of results (UNEP)	\$0	\$0	\$0	\$3,041	\$3,041		\$3,041	\$0	\$0	\$3,041	\$0
<b>Total Budget 2.2:</b>		<b>UNEP</b>	<b>\$2,400</b>	<b>\$72,811</b>	<b>\$24,611</b>	<b>\$15,179</b>	<b>\$115,000</b>	<b>\$10,000</b>	<b>\$105,000</b>	<b>\$0</b>	<b>\$0</b>	<b>\$105,000</b>	<b>\$0</b>
	<b>2.3a</b>	Establishment of a Finance and Benefit sharing technical team	\$0	\$0	\$0	\$1,210	\$1,210	\$1,210	\$0	\$0	\$0	\$0	\$0
	<b>2.3b</b>	Assessment of existing benefit sharing models including initial proposals for benefit sharing approaches	\$19,680	\$500	\$0	\$0	\$20,180		\$20,180	\$6,500	\$13,680	\$0	\$0

## Annex III: Follow up from previous PEB meeting

Components	Activity Number	Activities for Programme 2014	Plan for 2014				Plan 2014	FCPF	UN-REDD	RESPONSIBLE PARTIES			
			Q1	Q2	Q3	Q4				IP	UNDP	UNEP	FAO
2.3 Establishing REDD+ Fund mechanisms and Revenue sharing	2.3c	Consultation on results (participation costs)	\$6,400	\$35,400	\$0	\$0	\$41,800	\$0	\$41,800	\$41,800	\$0	\$0	\$0
	2.3d	Development of preferred options - with relevance to NFP and Protected Area planning	\$0	\$3,800	\$7,890	\$0	\$11,690	\$7,890	\$3,800	\$3,800	\$0	\$0	\$0
	2.3e	- Assessment of existing funding mechanisms within Cambodia and potential for use within the framework for REDD+	\$9,250	\$22,000	\$0	\$0	\$31,250	\$500	\$30,750	\$23,950	\$6,800	\$0	\$0
<b>Total Budget 2.3:</b>		<b>UN-REDD</b>	<b>\$35,330</b>	<b>\$61,700</b>	<b>\$7,890</b>	<b>\$1,210</b>	<b>\$106,130.00</b>	<b>\$9,600</b>	<b>\$96,530</b>	<b>\$76,050</b>	<b>\$20,480</b>	<b>\$0</b>	<b>\$0</b>
2.6. Safeguards and monitoring of co-benefits	2.6a	- Establishment of a Safeguards and Consultation Technical Team	\$500	\$500	\$500	\$1,000	\$2,500	\$2,500	\$0	\$0	\$0	\$0	\$0
	2.6b	- Initial assessment of REDD+ safeguards at project and National level compared with existing frameworks for socio-economic and environmental safeguards and monitoring in Cambodia	\$10,000	\$0	\$0	\$0	\$10,000	\$0	\$10,000	\$0	\$0	\$10,000	\$0
	2.6c	- Development of proposed approach to safeguards	\$0	\$10,000	\$5,000	\$0	\$15,000		\$15,000	\$0	\$0	\$15,000	\$0
	2.6d	- Capacity building of key institutions to support initial safeguard development	\$0	\$5,000	\$5,000	\$0	\$10,000		\$10,000	\$0	\$0	\$10,000	\$0
<b>Total Budget 2.6:</b>		<b>UN-REDD &amp; UNEP</b>	<b>\$10,500</b>	<b>\$15,500</b>	<b>\$10,500</b>	<b>\$1,000</b>	<b>\$37,500</b>	<b>\$2,500</b>	<b>\$35,000</b>	<b>\$0</b>	<b>\$0</b>	<b>\$35,000</b>	<b>\$0</b>
<b>Total Available Budget Outcome 2:</b>			<b>\$103,384</b>	<b>\$260,911</b>	<b>\$108,001</b>	<b>\$51,114</b>	<b>\$523,409</b>	<b>\$120,100</b>	<b>\$403,309</b>	<b>\$200,829</b>	<b>\$62,480</b>	<b>\$140,000</b>	<b>\$0</b>
<b>Outcome 3: Improved capacity to manage REDD+ at subnational levels.</b>									<b>\$0</b>				
3.1 Development of National REDD+ project guidelines and approval of funding for demonstration	3.1a	- Establishment of Pilot Projects and Subnational Approach Technical Team	\$0	\$10,400	\$50,000	\$43,500	\$103,900	\$2,500	\$101,400	\$101,400	\$0	\$0	\$0
	3.1b	Development of proposals for subnational approach to REDD+	\$0	\$0	\$0	\$0	\$0	\$0	\$0	\$0	\$0	\$0	\$0
<b>Total Budget 3.1:</b>		<b>TRAC</b>	<b>\$0</b>	<b>\$10,400</b>	<b>\$50,000</b>	<b>\$43,500</b>	<b>\$103,900</b>	<b>\$2,500</b>	<b>\$101,400</b>	<b>\$101,400</b>	<b>\$0</b>	<b>\$0</b>	<b>\$0</b>
3.2 Pilot activities	3.2a	Support to development of subnational pilot through CALM (pararell funding)	\$0	\$0	\$0	\$0	\$0		\$0	\$0	\$0	\$0	\$0
	3.2b	Support to development of subnational pilot (small grant)	\$0	\$0	\$0	\$0	\$0		\$0	\$0	\$0	\$0	\$0
<b>Total Budget 3.2:</b>		<b>FCPF</b>	<b>\$0</b>	<b>\$0</b>	<b>\$0</b>	<b>\$0</b>	<b>\$0</b>	<b>\$0</b>	<b>\$0</b>	<b>\$0</b>	<b>\$0</b>	<b>\$0</b>	<b>\$0</b>
<b>Total Available Budget Outcome 3:</b>			<b>\$0</b>	<b>\$10,400</b>	<b>\$50,000</b>	<b>\$43,500</b>	<b>\$103,900</b>	<b>\$2,500</b>	<b>\$101,400</b>	<b>\$101,400</b>	<b>\$0</b>	<b>\$0</b>	<b>\$0</b>
<b>Outcome 4: Design of a Monitoring System and REL framework and capacity for implementation.</b>									<b>\$0</b>				
	4.1.a	- Regular meetings of MRV/REL Technical Team	\$2,000	\$2,000	\$2,000	\$2,000	\$8,000	\$0	\$8,000	\$0	\$0	\$0	\$8,000

## Annex III: Follow up from previous PEB meeting

Components	Activity Number	Activities for Programme 2014	Plan for 2014				Plan 2014	FCPF	UN-REDD	RESPONSIBLE PARTIES			
			Q1	Q2	Q3	Q4				IP	UNDP	UNEP	FAO
<b>4.1 Establishment National MRV/REL Technical Team and build appropriate national capacity</b>	<b>4.1.b</b>	- Provision of Technical support and advice (including international MRV/REL expert for two years)	\$37,500	\$37,500	\$37,500	\$37,500	\$150,000	\$0	\$150,000	\$0	\$0	\$0	\$150,000
	<b>4.1.c</b>	- Determine appropriate institutions and their roles in the MRV system	\$10,000	\$0	\$0	\$0	\$10,000	\$0	\$10,000	\$0	\$0	\$0	\$10,000
	<b>4.1.d</b>	- Training and capacity needs assessments	\$5,000	\$2,000	\$401	\$0	\$7,401	\$0	\$7,401	\$0	\$0	\$0	\$7,401
	<b>4.1.e</b>	- Trainings on MRV and IPCC guidelines, National Forest Inventories, Remote sensing and satellite monitoring systems	\$10,000	\$5,000	\$25,000	\$0	\$40,000	\$0	\$40,000	\$0	\$0	\$0	\$40,000
<b>Total Budget 4.1:</b>		<b>FAO-UNREDD and FAO-TCP</b>	<b>\$64,500</b>	<b>\$46,500</b>	<b>\$64,901</b>	<b>\$39,500</b>	<b>\$215,401</b>	<b>\$0</b>	<b>\$215,401</b>	<b>\$0</b>	<b>\$0</b>	<b>\$0</b>	<b>\$215,401</b>
<b>4.2 Develop Cambodia Monitoring system plan</b>	<b>4.2.a</b>	- Review monitoring system needs and programs in other countries	\$0	\$0	\$0	\$0	\$0	\$0	\$0	\$0	\$0	\$0	\$0
	<b>4.2.b</b>	- Review national forest definitions in the NFP and for the CDM and provide recommendations for revisions as appropriate.	\$0	\$0	\$0	\$0	\$0	\$0	\$0	\$0	\$0	\$0	\$0
	<b>4.2.c</b>	- Determine national forest definitions, land-use classes, carbon pools and reference period to be used	\$0	\$4,000	\$3,500	\$3,500	\$11,000	\$0	\$11,000	\$0	\$0	\$0	\$11,000
	<b>4.2.d</b>	- Determine the appropriate forest monitoring system to be used	\$0	\$0	\$0	\$0	\$0	\$0	\$0	\$0	\$0	\$0	\$0
	<b>4.2.e</b>	- The development of the zero forest map is initiated	\$0	\$0	\$0	\$0	\$0	\$0	\$0	\$0	\$0	\$0	\$0
<b>Total Budget 4.2:</b>		<b>FAO-UNREDD</b>	<b>\$0</b>	<b>\$4,000</b>	<b>\$3,500</b>	<b>\$3,500</b>	<b>\$11,000</b>	<b>\$0</b>	<b>\$11,000</b>	<b>\$0</b>	<b>\$0</b>	<b>\$0</b>	<b>\$11,000</b>
<b>4.3 Review of the forest cover assessments to provide REDD+ activity data and design the satellite forest monitoring system</b>	<b>4.3.a</b>	- Analysis on the accessibility of satellite and aerial imageries for detection of past, present and future forest cover change	\$0	\$0	\$0	\$0	\$0	\$0	\$0	\$0	\$0	\$0	\$0
	<b>4.3.b</b>	- Training on satellite monitoring system	\$0	\$0	\$0	\$0	\$0	\$0	\$0	\$0	\$0	\$0	\$0
	<b>4.3.c</b>	- Training on image interpretation.	\$0	\$14,500	\$14,500	\$0	\$29,000	\$0	\$29,000	\$0	\$0	\$0	\$29,000
	<b>4.3.d</b>	- Develop the platform for monitoring natural resources and particularly REDD+ activity	\$15,000	\$20,000	\$20,000	\$15,000	\$70,000	\$0	\$70,000	\$0	\$0	\$0	\$70,000
	<b>4.3.e</b>	- Design the forest monitoring system for REDD+ activities and participatory forest monitoring	\$7,000	\$7,000	\$7,000	\$7,000	\$28,000	\$0	\$28,000	\$0	\$0	\$0	\$28,000
	<b>4.3.g</b>	- Analysis of past and current forest cover change	\$30,000	\$30,000	\$30,000	\$29,000	\$119,000	\$0	\$119,000	\$0	\$0	\$0	\$119,000
<b>Total Budget 4.3:</b>		<b>FAO-UNREDD</b>	<b>\$52,000</b>	<b>\$71,500</b>	<b>\$71,500</b>	<b>\$51,000</b>	<b>\$246,000</b>	<b>\$0</b>	<b>\$246,000</b>	<b>\$0</b>	<b>\$0</b>	<b>\$0</b>	<b>\$246,000</b>

## Annex III: Follow up from previous PEB meeting

Components	Activity Number	Activities for Programme 2014	Plan for 2014				Plan 2014	FCPF	UN-REDD	RESPONSIBLE PARTIES			
			Q1	Q2	Q3	Q4				IP	UNDP	UNEP	FAO
<b>4.4. Design of a National Forest Inventory to develop emission and removal factors for REDD+ related activities</b>	<b>4.4.a</b>	- Design multi-purpose National Forest Inventory and assess costs of implementation	\$30,000	\$0	\$0	\$0	\$30,000	\$0	\$30,000	\$0	\$0	\$0	\$30,000
	<b>4.4.b</b>	- Collect and harmonise existing forest inventory data	\$0	\$2,000	\$2,000	\$0	\$4,000	\$0	\$4,000	\$0	\$0	\$0	\$4,000
	<b>4.4.c</b>	Inventory of the existing allometric equations to estimate biomass and carbon stocks from tree measurements	\$0	\$10,000	\$8,000	\$0	\$18,000	\$0	\$18,000	\$0	\$0	\$0	\$18,000
	<b>4.4.d</b>	- Collect available models (including soil organic carbon models) in order to identify missing information	\$0	\$10,000	\$0	\$0	\$10,000	\$0	\$10,000	\$0	\$0	\$0	\$10,000
	<b>4.4.e</b>	- Emission factor assessment based on existing data	\$0	\$4,500	\$4,500	\$0	\$9,000	\$0	\$9,000	\$0	\$0	\$0	\$9,000
	<b>4.4.f</b>	- Assessment of how to estimate emissions factors due to forest degradation	\$0	\$10,000	\$10,000	\$0	\$20,000	\$0	\$20,000	\$0	\$0	\$0	\$20,000
	<b>4.4.g</b>	- Create central database of all information on forest carbon stocks	\$10,000	\$0	\$0	\$0	\$10,000	\$0	\$10,000	\$0	\$0	\$0	\$10,000
	<b>4.4.h</b>	- Web GIS platform is developed	\$0	\$0	\$0	\$0	\$0	\$0	\$0	\$0	\$0	\$0	\$0
<b>Total Budget 4.4:</b>		<b>FAO - UN-REDD</b>	<b>\$40,000</b>	<b>\$36,500</b>	<b>\$24,500</b>	<b>\$0</b>	<b>\$101,000</b>	<b>\$0</b>	<b>\$101,000</b>	<b>\$0</b>	<b>\$0</b>	<b>\$0</b>	<b>\$101,000</b>
<b>4.5 Support the development of a REDD+ related GHG Reporting System</b>	<b>4.5.a</b>	- Combine activity and forest carbon stock data	\$0	\$0	\$20,000	\$10,000	\$30,000	\$0	\$30,000	\$0	\$0	\$0	\$30,000
	<b>4.5.b</b>	- Assess uncertainty of the data interpreted	\$0	\$0	\$16,000	\$0	\$16,000	\$0	\$16,000	\$0	\$0	\$0	\$16,000
	<b>4.5.c</b>	- Central database of all information on forest monitoring, and MRV (including database for tree species identification)	\$2,000	\$5,500	\$5,500	\$5,500	\$18,500	\$0	\$18,500	\$0	\$0	\$0	\$18,500
	<b>4.5.d</b>	- Web platform	\$0	\$10,000	\$10,000	\$0	\$20,000	\$0	\$20,000	\$0	\$0	\$0	\$20,000
	<b>4.5.e</b>	- QA & QC, archiving system and maintenance	\$5,500	\$5,500	\$5,500	\$5,500	\$22,000	\$0	\$22,000	\$0	\$0	\$0	\$22,000
<b>Total Budget 4.5:</b>		<b>FAO-UNREDD</b>	<b>\$7,500</b>	<b>\$21,000</b>	<b>\$57,000</b>	<b>\$21,000</b>	<b>\$106,500</b>	<b>\$0</b>	<b>\$106,500</b>	<b>\$0</b>	<b>\$0</b>	<b>\$0</b>	<b>\$106,500</b>
<b>4.6 Support the development of Cambodia RL/REL framework</b>	<b>4.6.a</b>	- Assessing the sources of and contribution of woodfuel use to current and projected future emissions	\$0	\$10,000	\$10,000	\$0	\$20,000	\$0	\$20,000	\$0	\$0	\$0	\$20,000
	<b>4.6.b</b>	- Quantitative assessment of drivers of forest degradation	\$0	\$25,000	\$20,000	\$0	\$45,000	\$0	\$45,000	\$0	\$0	\$0	\$45,000
	<b>4.6.c</b>	- Revision and finalization of the land-use, forest policy and governance report	\$0	\$10,000	\$0	\$0	\$10,000	\$0	\$10,000	\$0	\$0	\$0	\$10,000
	<b>4.6.d</b>	- Collate data on drivers of deforestation	\$10,000	\$10,000	\$0	\$0	\$20,000	\$0	\$20,000	\$0	\$0	\$0	\$20,000
	<b>4.6.e</b>	- Opportunity cost assessment	\$0	\$0	\$0	\$0	\$0	\$0	\$0	\$0	\$0	\$0	\$0

Components	Activity Number	Activities for Programme 2014	Plan for 2014				Plan 2014	FCPF	UN-REDD	RESPONSIBLE PARTIES			
			Q1	Q2	Q3	Q4				IP	UNDP	UNEP	FAO
framework	4.6.f	- Assessment of national circumstances	\$0	\$15,000	\$0	\$0	\$15,000	\$0	\$15,000	\$0	\$0	\$0	\$15,000
	4.6.g	- Assessment of intra-national displacement risks and measures	\$0	\$0	\$15,000	\$10,000	\$25,000	\$0	\$25,000	\$0	\$0	\$0	\$25,000
	4.6.h	Undertake modeling analyses of future trends	\$0	\$0	\$10,000	\$10,000	\$20,000	\$0	\$20,000	\$0	\$0	\$0	\$20,000
	4.6.i	- Preliminary design of the national REL framework	\$0	\$0	\$10,000	\$15,000	\$25,000	\$0	\$25,000	\$0	\$0	\$0	\$25,000
<b>Total Budget 4.6:</b>		<b>FAO-UNREDD</b>	<b>\$10,000</b>	<b>\$70,000</b>	<b>\$65,000</b>	<b>\$35,000</b>	<b>\$180,000</b>	<b>\$0</b>	<b>\$180,000</b>	<b>\$0</b>	<b>\$0</b>	<b>\$0</b>	<b>\$180,000</b>
<b>Total Available Budget Outcome 4:</b>			<b>\$174,000</b>	<b>\$249,500</b>	<b>\$286,401</b>	<b>\$150,000</b>	<b>\$859,901</b>	<b>\$0</b>	<b>\$859,901</b>	<b>\$0</b>	<b>\$0</b>	<b>\$0</b>	<b>\$859,901</b>
<b>TOTAL AWP 2014</b>			<b>\$406,535</b>	<b>\$641,873</b>	<b>\$503,584</b>	<b>\$308,040</b>	<b>\$1,860,031</b>	<b>\$233,300</b>	<b>\$1,626,731</b>	<b>\$408,018</b>	<b>\$203,112</b>	<b>\$140,000</b>	<b>\$875,601</b>
Indirect costs (7%)							\$ 103,091				\$31,999	\$9,800	\$ 61,292
<b>GRAND TOTAL</b>							<b>\$1,963,122</b>	<b>\$233,300</b>	<b>\$1,729,822</b>	<b>\$408,018</b>	<b>\$235,111</b>	<b>\$149,800</b>	<b>\$ 936,893</b>

\* Note: Indirect Costs= Remaining UN-REDD through UNDP = \$31,999.14

Components	TOTAL Budget	Total expenses up to 2013	Remaining budget By 2013	Planned expenditure For 2014	Remaining Budget By 2014	FCPF Budget 2014
Outcome 1	\$935,000	\$769,917	\$165,083	\$246,421	(\$81,338)	\$110,700
Outcome 2	\$655,000	\$169,353	\$485,647	\$403,309	\$82,339	\$120,100
Outcome 3	\$500,000	\$399,600	\$100,400	\$101,400	(\$1,000)	\$2,500
Outcome 4	\$1,515,000	\$639,399	\$875,601	\$875,601	\$0	\$0
<b>TOTAL</b>	<b>\$3,605,000</b>	<b>\$1,978,269</b>	<b>\$1,626,731</b>	<b>\$1,626,731</b>	<b>\$1</b>	<b>\$233,300</b>
UNDP 7%	\$101,500	\$69,500.86	\$31,999.14	\$31,999.14	\$0	
FAO 7%	\$85,050	\$23,758	\$61,292	\$61,292	\$0	
UNEP 7%	\$9,800	-	\$9,800	\$9,800	\$0	
<b>TOTAL</b>	<b>\$3,801,350</b>	<b>\$2,071,528</b>	<b>\$1,729,822</b>	<b>\$1,729,822</b>	<b>\$1</b>	<b>\$233,300</b>

Approved by:

Prepared by:

H.E. Dr. Chheng Kimsun  
Co-Chair UN-REDD Programme Executive Board  
Director General of the Forestry Administration

Ms. Claire Van der Vaeren  
Co-Chair UN-REDD Programme Executive Board  
Resident Coordinator, UN Cambodia

Khun Vathana  
Head of REDD+ Secretariat

Date: \_\_\_\_\_

Date: \_\_\_\_\_

Date: \_\_\_\_\_

### **Option paper for a REDD+ coordination mechanisms**

#### **Background**

Cambodia have been involved in REDD since REDD+ came on the international agenda as a promising way to reduce emissions from deforestation and forest degradation and establishment of new forests and are today participating in a number of REDD+ programmes and host to a number of REDD+ pilot projects.

This has increased the need for looking for more efficient ways to coordinate and govern activities. The Policy Executive Board for the UN-REDD Programme recommended at the sixth PEB meeting that the Secretariat prepare an option paper on a REDD+ coordination mechanism for presentation to the Taskforce.

#### **Proposals**

##### **1. Coordination among supporting framework and report to the Taskforce**

The Secretariat will reach out to frameworks supporting REDD+ in Cambodia and organize regular meetings e.g. two meetings per year. The meeting will provide the representatives from each supporting framework and opportunity to present update, work plans etc. The Secretariat will report to the Taskforce for their information and possible decision. These meetings could possibly be part of the Development Partners Meeting organized by the EU Commission.

##### **2. Presentations by supporting frameworks to the Taskforce**

The Secretariat will maintain contact with the supporting frameworks and facilitate possible presentations by the different stakeholders for the Taskforce as appropriate.

##### **3. Joint meeting with the Taskforce and supporting frameworks**

The Secretariat will organize regular meetings with Taskforce and supporting frameworks where activities, work plans and work on a REDD+ Strategy can be shared.

#### **Action**

This proposal will be presented for the Taskforce at the next meeting expected to take place in May 2014.



## Annex III: Follow up from previous PEB meeting

List of REDD+ Technical team in Cambodia				
Benefit Sharing				
No.	Name	Organization	Phnone Number	Email
1	Mr. Long Rathanak koma	FA	077 680 838	<a href="mailto:dfc.koma@gmail.com">dfc.koma@gmail.com</a>
2	Mr. Neab Keng	FA	017 959 413	<a href="mailto:neabkeng@gmail.com">neabkeng@gmail.com</a>
3	Mr. Lim Bunna	FA	012 963 666	<a href="mailto:limbunna@gmail.com">limbunna@gmail.com</a>
4	Mr. Heng Hong	GDANCP/MoE	012 705 060	<a href="mailto:henghong73@yahoo.com">henghong73@yahoo.com</a>
5	Mr. Chann Sopheap	FiA	012 929 220	<a href="mailto:chann_sopheap@yahoo.com">chann_sopheap@yahoo.com</a>
6	Ms. Sang Sokunthy	MME		<a href="mailto:sokunthysang@gmail.com">sokunthysang@gmail.com</a> ;
7	Mr. Van Samnang	MEF	097 976 477 7	<a href="mailto:vansamnang@gmail.com">vansamnang@gmail.com</a> ;
8	Mr. Yang Meng Seang	Mol	012 939 904	<a href="mailto:mengseanya@yahoo.com">mengseanya@yahoo.com</a>
9	Mr. Kim Narong	CG/WCS	012 418 883	<a href="mailto:narong.kim@gmail.com">narong.kim@gmail.com</a>
10	Mr. Vong Dara	CG/CFi	012 450 338	
11	Mr. Sao Theang	CG/CFi	097 358 681 3	
Safeguards				
No.	Name	Organization	Phnone Number	Email
1	Mr. Lao Sethaphal	FA	077 827 063	<a href="mailto:laosethaphal@gmail.com">laosethaphal@gmail.com</a>
2	Mr. Chhun Delux	FA	077 805 610	<a href="mailto:chhundelux@yahoo.com">chhundelux@yahoo.com</a>
3	Mr. Sum Cheat	GDANCP/MoE	012 850 164	<a href="mailto:sumsocheat@yahoo.com">sumsocheat@yahoo.com</a>
4	Mr. Kim Sokha	FiA	012 784 687	<a href="mailto:kim.sokha@yahoo.com">kim.sokha@yahoo.com</a>
5	Mr. Phan Bunthoeun	MME		
6	Mr. Hong Hei	MLMUC	092 627 676	<a href="mailto:honghei_kh@yahoo.com">honghei_kh@yahoo.com</a>
7	Mr. Chut Savuth	Mol	012 869 647	<a href="mailto:chutsavuth@yahoo.com">chutsavuth@yahoo.com</a>
8	Mr. Sar Thlay		097 781 419 9	<a href="mailto:sathlay@yahoo.com">sathlay@yahoo.com</a>
9	Mr. Smoeun Boreyroth	CDA	012 637 686	<a href="mailto:boreyroth@gmail.com">boreyroth@gmail.com</a>
Demonstration				
No.	Name	Organization	Phnone Number	Email
1	Mr. So Thea	FA	097 620 792 5	<a href="mailto:sotheafa@gmail.com">sotheafa@gmail.com</a>
2	Mr. Seng Rattanak	GDANCP/MoE	011 410 357	<a href="mailto:rattanak.moe@gmail.com">rattanak.moe@gmail.com</a>
3	Mr. You Chanpraseth	FiA	012 377 453	<a href="mailto:chanpraseth7@gmail.com">chanpraseth7@gmail.com</a>
4	Mr. In Vithurith	MME		
5	Mr. Man Buntharith	Mol	078 575 775	<a href="mailto:tharith@ncdd.gov.kh">tharith@ncdd.gov.kh</a>
6	Ms. Soun Pinkanika	MEF		
7	Ms. Hou Kalyan	CG/RECOFTC	012 839 955	<a href="mailto:kalyan@recoftc.org">kalyan@recoftc.org</a> ;
8	Mr. Rith Bunroeun	AFD	012 928 553	<a href="mailto:rithbunroeun_afd@yahoo.com">rithbunroeun_afd@yahoo.com</a>
9	Mr. Sum Sokun	CG/PS		
MRV/REL				
No.	Name	Organization	Phnone Number	Email
1	Mr. Khorn Saret	FA	092 954 626	<a href="mailto:dfc200007@hotmail.com">dfc200007@hotmail.com</a>
2	Mr. Leng Chivin	FA	012 392 120	<a href="mailto:lengchivin@yahoo.com">lengchivin@yahoo.com</a>
3	Mr. Sokha Sophorn	GDANCP/MoE	012 226 232	<a href="mailto:sophorn_pa@yahoo.com">sophorn_pa@yahoo.com</a>
4	Mr. Seng Leang	FiA	093 300 600	<a href="mailto:leangsng@gmail.com">leangsng@gmail.com</a>
5	Mr. Heang Bora	MME		
6	Mr. Pen Vuthdavann	MLMUC	089 500 025	<a href="mailto:yuthdavann@yahoo.com">yuthdavann@yahoo.com</a>
7	Mr. Kim Soben	CG/RUA	012 724 686	<a href="mailto:kimsoben@yahoo.com">kimsoben@yahoo.com</a>
8	Mr. Nok Ven	CG/CIYA	098 756 168	<a href="mailto:nokven_ipunciya@gmail.com">nokven_ipunciya@gmail.com</a>
9	Mr. Seak Sophat	CG/RUPP	016 506 888	<a href="mailto:seak.sophat@rupp.edu.kh">seak.sophat@rupp.edu.kh</a>

Note: Will be included once MRD staff are nominated