



República de Colombia

Prosperidad  
para todos

# COLOMBIA

## REDD READINESS PROGRESS & NEEDS



UNREDD PB7. October 13-14, 2011, Berlin, Germany


Lucio Santos – REDD Focal Point  
[lsantos@minambiente.gov.co](mailto:lsantos@minambiente.gov.co)

Andrea Garcia Guerrero – REDD Focal Point  
[aguerrero@minambiente.gov.co](mailto:aguerrero@minambiente.gov.co)



República de Colombia

Prosperidad  
para todos



© Camilo Ortega P.

## OUTLINE

1. Colombia in brief
2. Early Dialogue on REDD+
3. Institutional Arrangements for REDD+
4. Deforestation and its Drivers
5. Monitoring System and Reference Level
6. Financial gaps





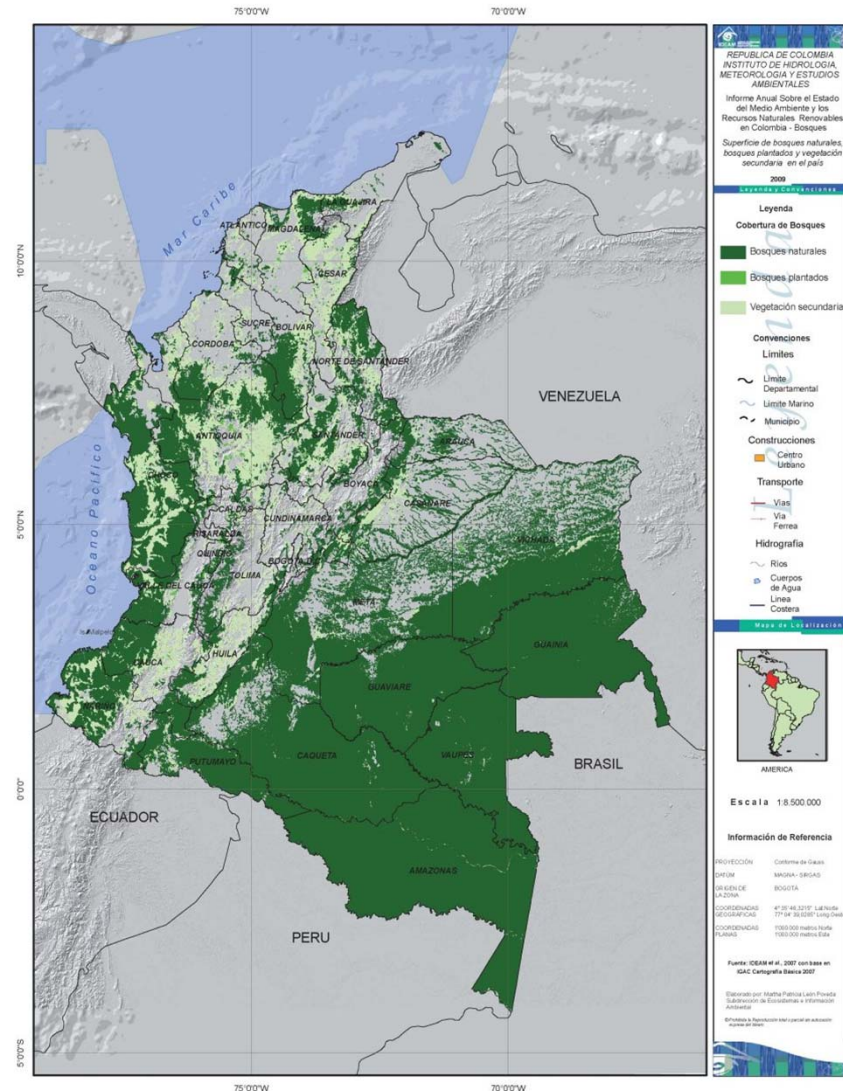
República de Colombia

1. Colombia in brief

Prosperidad  
para todos

# 1. Colombia in Brief... Forest aspects

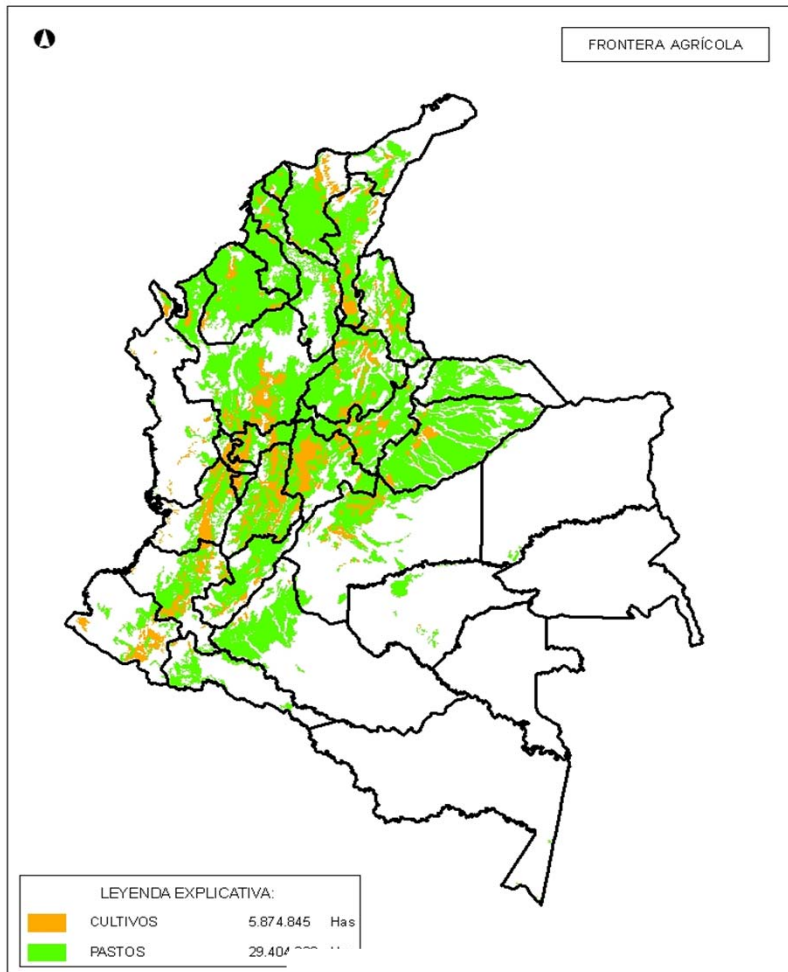
- 114 M ha Land
- 60 M ha Forests
- 46 M People





República de Colombia

Prosperidad  
para todos



## Colombia in Brief... Economy

- **Exportations:**  
Petroleum, Coal,  
agricultural goods  
(crops/cattle)
- **Revenues:** USD \$  
41,000 M



República de Colombia

Prosperidad  
para todos



# High Biodiversity



## Natural Regions

1. Amazon (Rainforest)
2. Andean (Mountain Forest)
3. Caribbean (Dry Forest, Savanna landscapes)
4. Orinoquia (Savanna landscapes)
5. Pacific (Rainforest)





# República de Colombia





República de Colombia

Prosperidad  
para todos

# Colombia is Diverse by Nature...







República de Colombia



# Cultural Diversity

## Indigenous Peoples

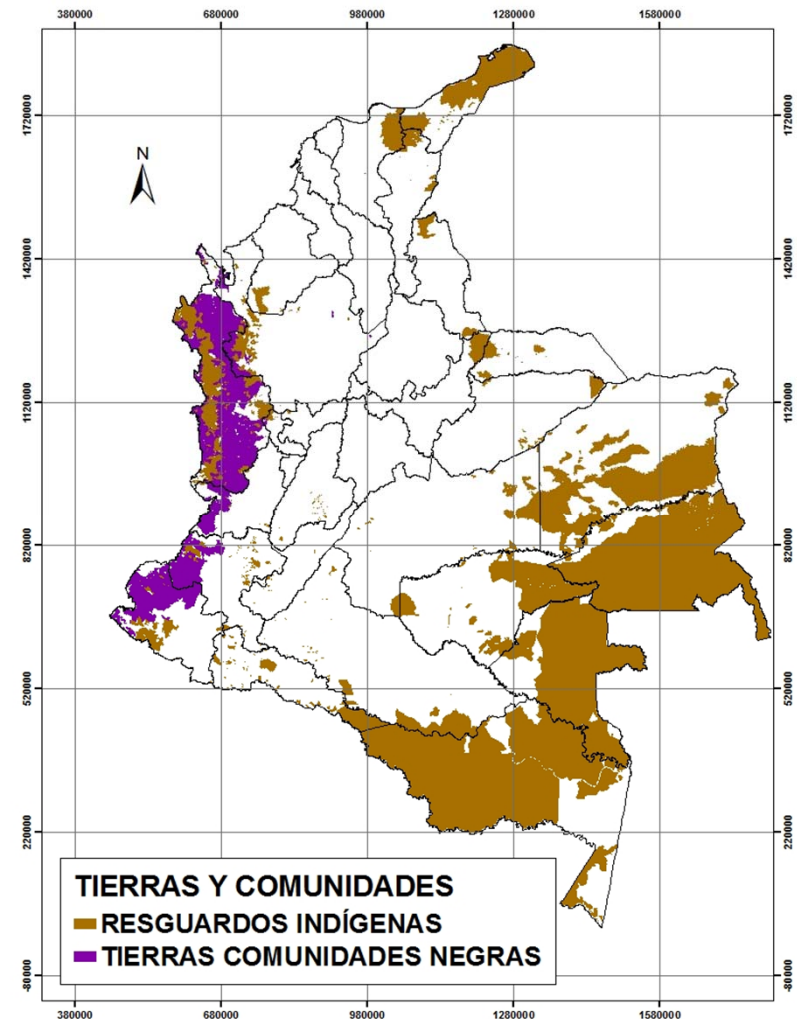
- 1.4 M people (3%)
- 30 M ha Legal titles(26%)
- 102 Indigenous peoples

## Afro-colombian Groups

- 4.2 M people (10%)
- 1 M in Pacific (2%)
- 5.1 M ha Legal titles (4%)

## Peasants and rural population

- 11M (24%)

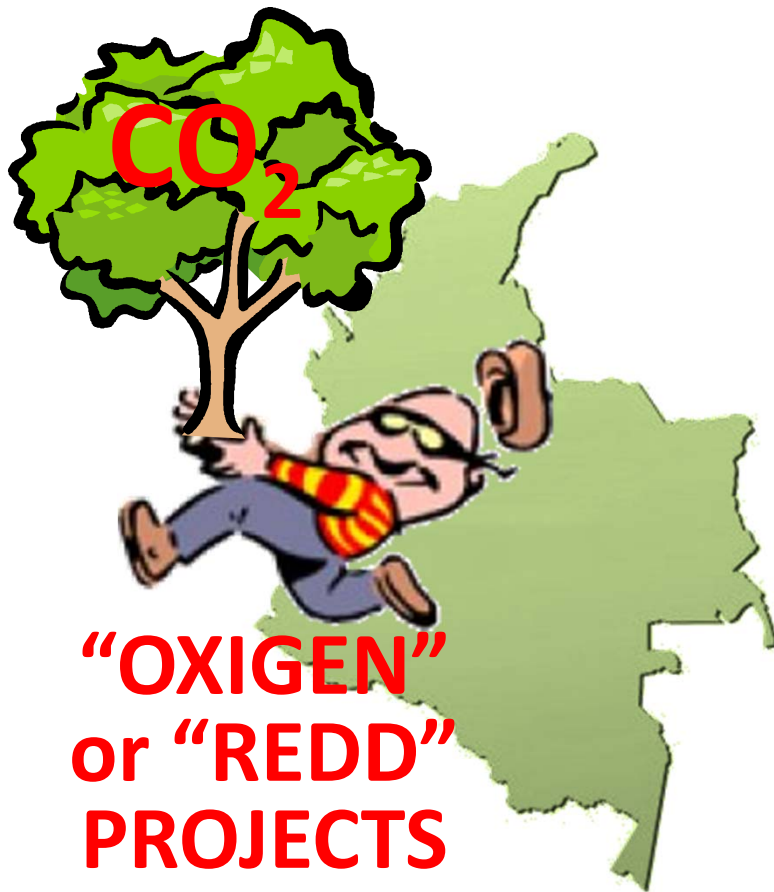






República de Colombia

Prosperidad  
para todos



## Heads up!

- Attempts of fake transactions
- A LOT of money in the game
- Inequitable negotiations
- ALL OVER the Country
- Especially with local communities (notarized docs)
- Technical inconsistencies
- “Carbon cowboys” ?



República de Colombia

Prosperidad  
para todos

## Colombian Framework

- Highly Diverse country (cultural and biological)
- Vulnerable local communities with low incomes and high dependence on natural resources
- Huge expectations on REDD+ or forest projects revenue
- Considerable misinformation on Climate Change and REDD+
- Potential violation of peoples' rights established by our constitution

**We focus on early dialogue and participation process**



República de Colombia

Prosperidad  
para todos

## 2. Early Dialogue



"Bosques de Colombia, Santuario de vida"

© Carolina Figueroa A.





República de Colombia

Prosperidad  
para todos

# FOREST STAKEHOLDERS





República de Colombia

Prosperidad  
para todos

## Early Dialogue (formulation phase)

- The only way to participate is having good information
- This dialogue must include ALL the diversity of stakeholders in our country
- It is the main strategy to counteract “carbon cowboys”
- And to consolidate good communication channels with communities and their representatives


### **TOPICS of Early Dialogue:**

- Climate Change (basics, negotiations)
- Forests & Climate Change
- REDD+ (basics, PROS/CONS & concerns)



República de Colombia

Prosperidad  
para todos





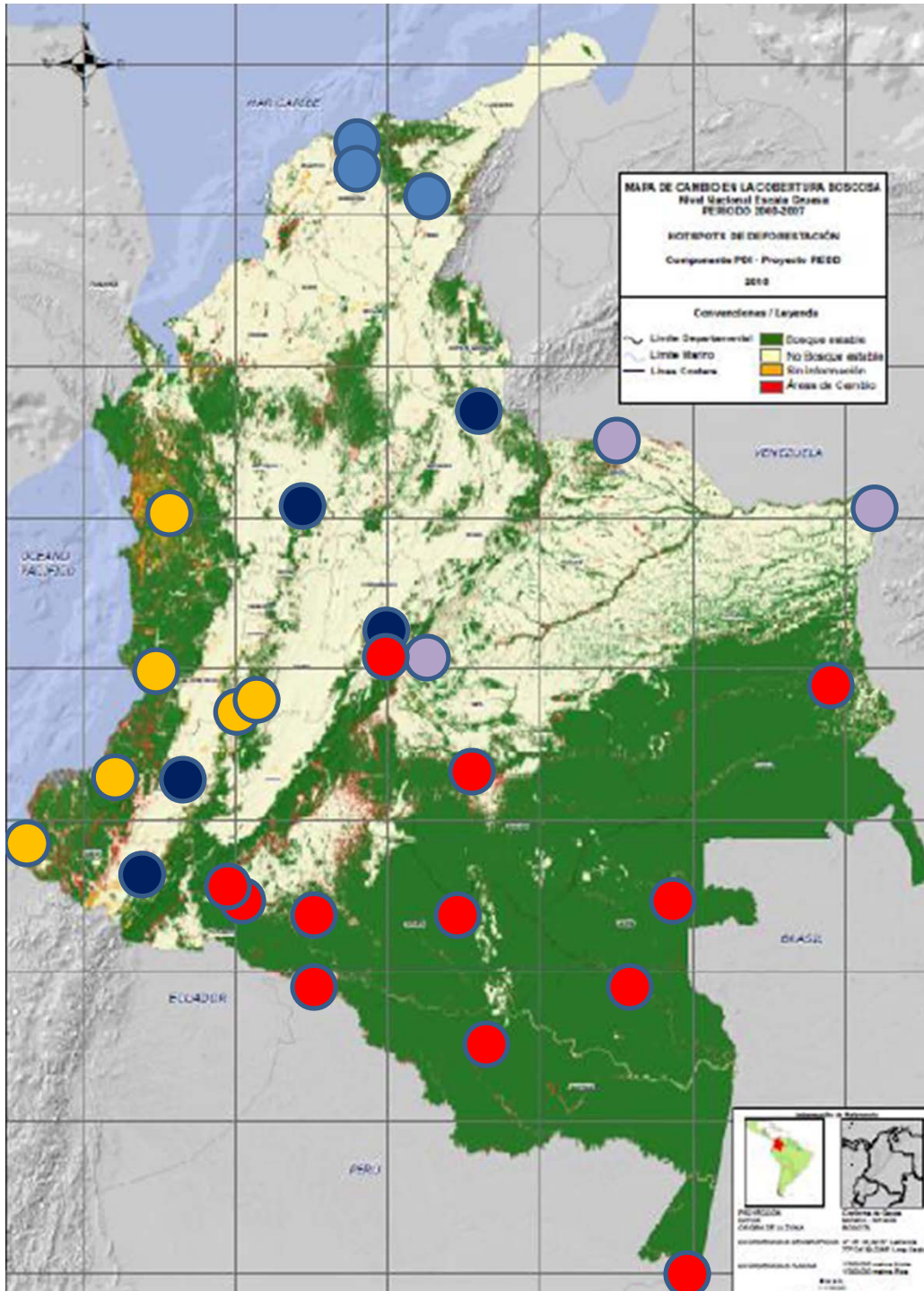


República de Colombia

Prosperidad  
para todos







**Prosperidad  
para todos**

## Early Dialogue

- To date more than 700 participants (20 events)
- From 280 organizations
- In all regions

1. Amazon (11)
2. Pacific (6)
3. Caribbean (3)
4. Andean (5\*)
5. Orinoquia (3\*)

\* Under development Jun – Aug 2011





República de Colombia

Prosperidad  
para todos

# Early Dialogue, complex logistics







República de Colombia

Prosperidad  
para todos

## KEY Topics Identified for REDD+

RESPECT FOR  
COSMOVISION AND  
CONCEPT OF  
TERRITORIALITY

RESPECT FOR  
AUTONOMY AND  
AUTO-  
DETERMINATION

RESPECT FOR  
TRADITIONAL  
PRACTICES

ADEQUATE AND  
EARLY  
ACCESS TO  
INFORMATION

STRENGTHEN  
LOCAL  
INVOLVEMENT &  
REDUCE INFLUENCE  
OF  
INTERMEDIARIES

MAXIMIZE  
BENEFITS FOR  
LOCAL  
COMMUNITIES



República de Colombia

Prosperidad  
para todos

# Consultation & Participation

- **Consultation is MANDATORY in Colombian Constitution.**
- Consultation always requires early dialogue
- Early Dialogue DOESN'T mean consultation or consent
- Some laws didn't pass the constitutional requirements because they didn't comply consultation processes
- Due to our diversity and geographical complexity, consultation is costly (around USD \$ 3.5M )
- Good advance, but lot of work to do with communities!





República de Colombia

Prosperidad  
para todos

### 3. REDD+ Institutional Arrangements



"Bosques de Colombia, Santuario de vida".

© Carolina Figueroa A.

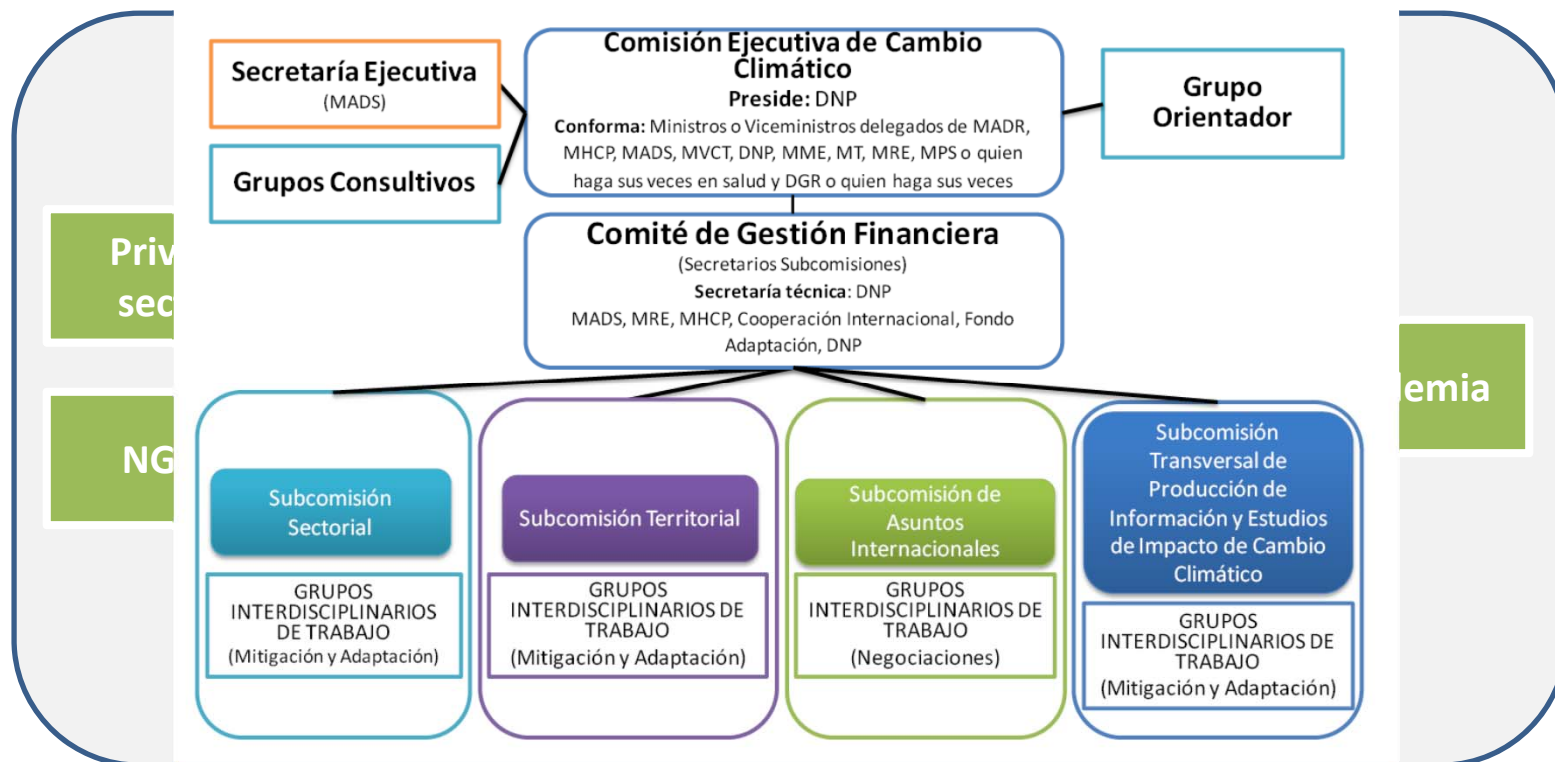


República de Colombia



# REDD+ Institutional Arrangements

National Climate Change System / Territorial Sub-commission







### INTERACTION BETWEEN REDD+ WORKING TABLE AND THEIR CONSULTATIVE GROUPS

#### Technical & Scientifically advisory group

IDEAM

Institutos  
SINA

Otros



REDD+ WORKING TABLE



#### Thematic consultative groups

Mesa REDD+  
Indígena

Mesa REDD+  
Comunidades  
Negras

Mesa REDD+  
Campesinos

Data &  
Information

Deforestation  
drivers

Productive  
alternatives

#### Regional Consultative groups

Amazónica

Andina

Caribe

Orinoquía

Pacífica



República de Colombia

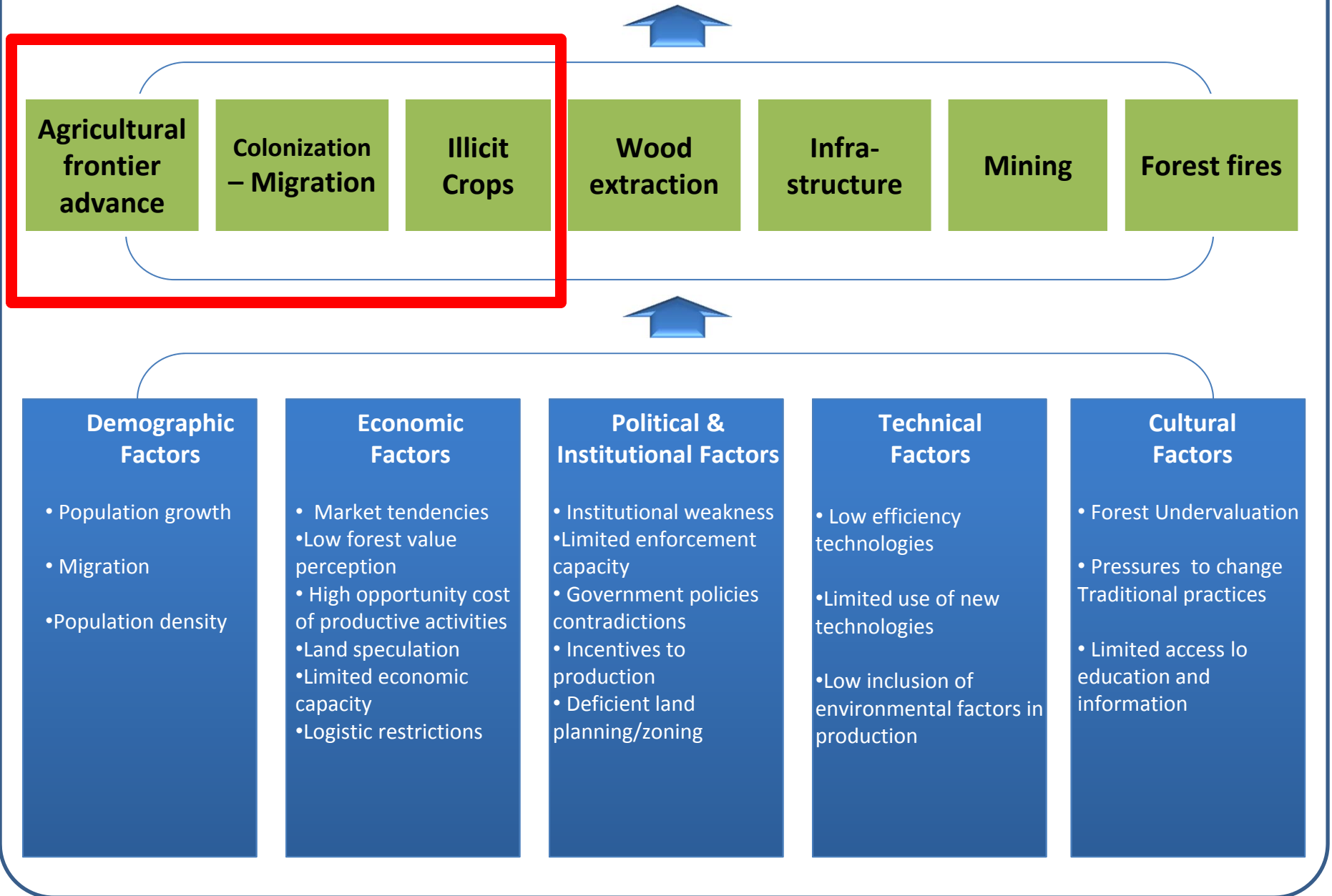
Prosperidad  
para todos



## 4. DEFORESTATION & ITS DRIVERS



# DEFORESTATION AND FOREST DEGRADATION





República de Colombia

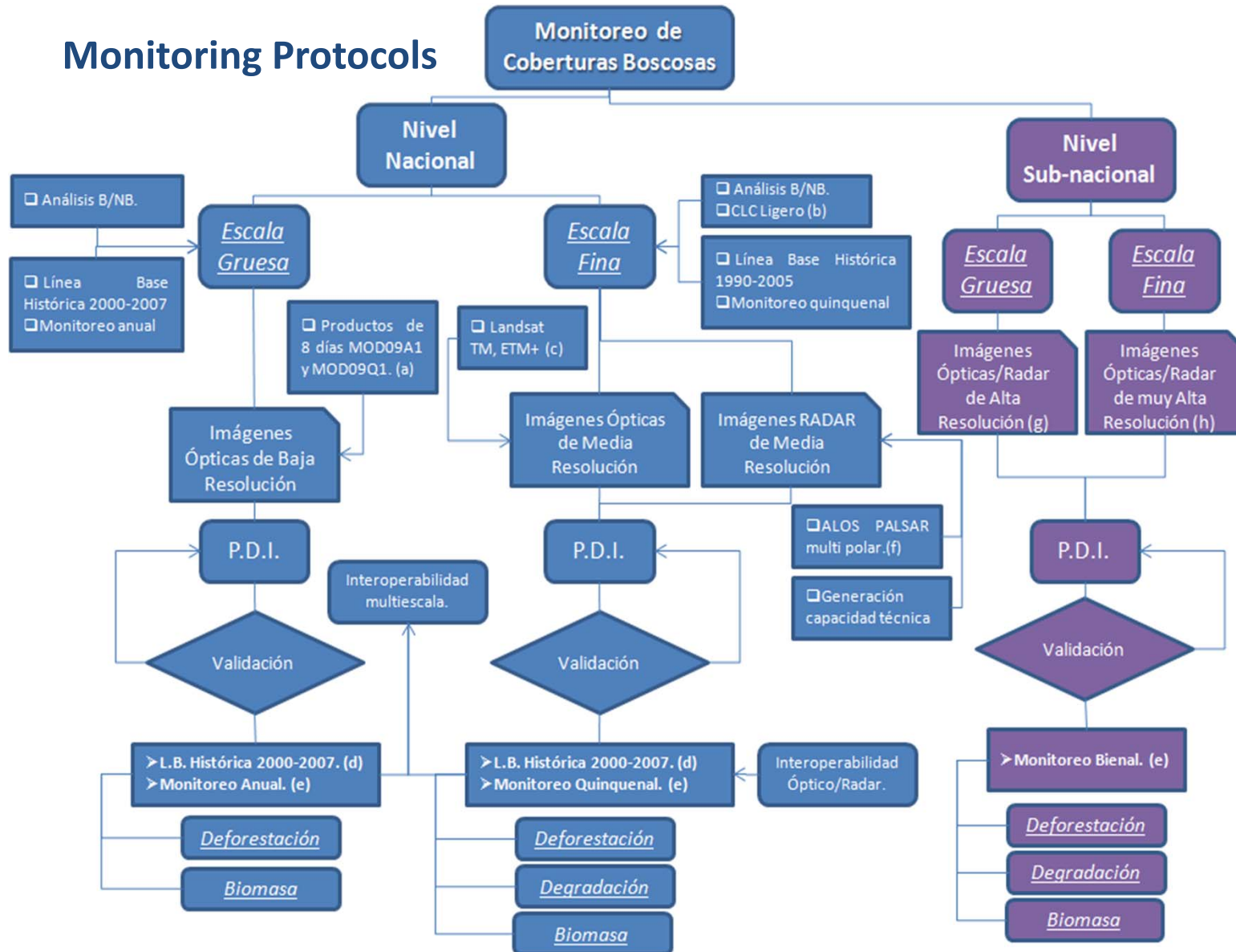
Prosperidad  
para todos

## Land cover change by deforestation (2000 – 2005)

Cobertura	Área ha	% Área
Áreas urbanizadas	14.462	1,1
Cultivos transitorios	6.621	0,5
Cultivos permanentes	3.176	0,2
Pastos	495.044	36,2
Áreas agrícolas heterogéneas	201.294	14,7
Plantación forestal	38	0,0
Herbazales	20.698	1,5
Arbustales	81.215	5,9
Vegetación secundaria	521.559	38,2
Zonas quemadas	3.742	0,3
Otras áreas sin vegetación	2.789	0,2
Vegetación acuática	3.277	0,2
Superficies de agua	12.851	0,9

# 5. Monitoring system & RL

## Monitoring Protocols



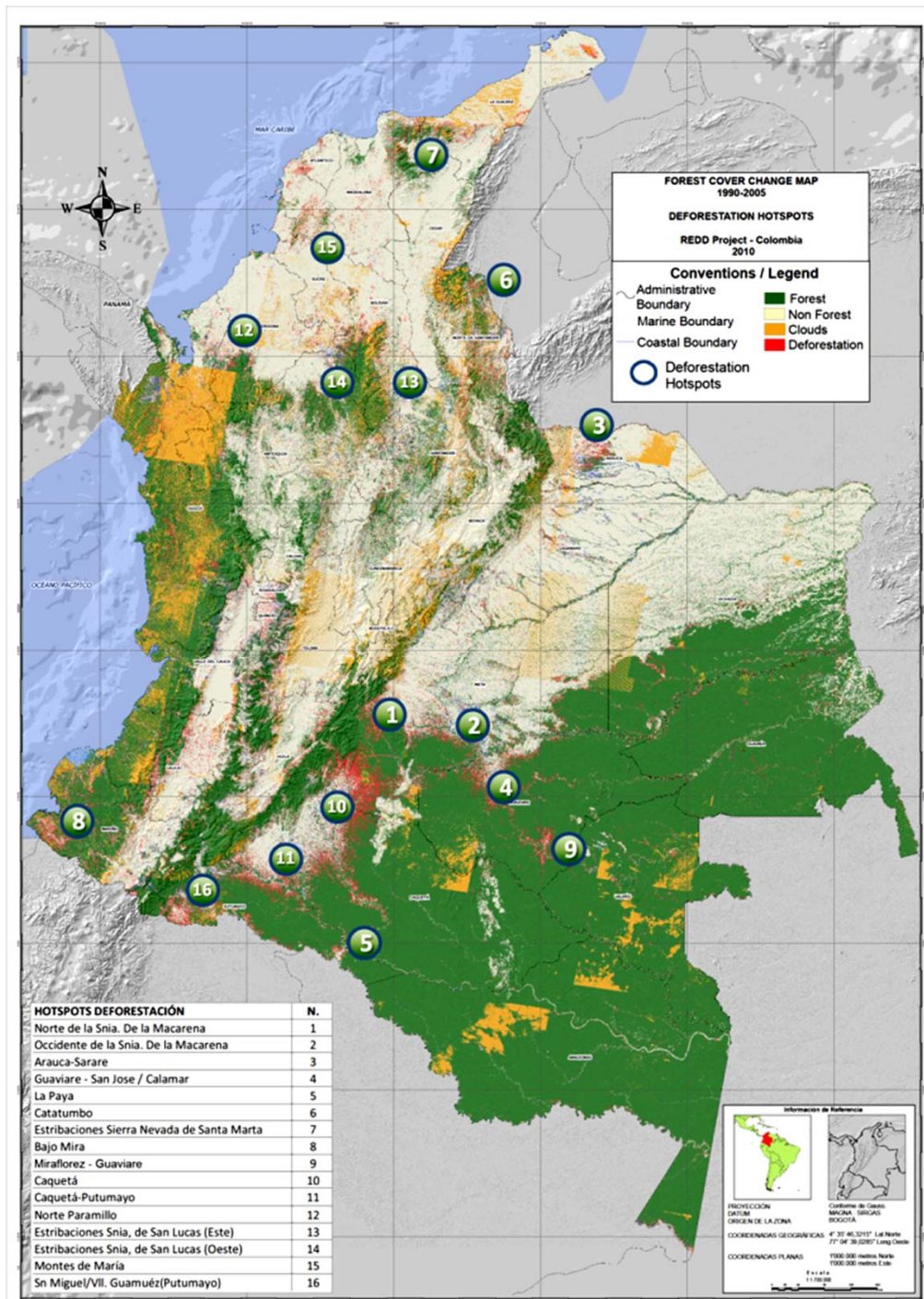
- (a) MODIS Aqua, MERIS Envisat, CBERS2-WFI, CBERS2-IR-MSS, SAC-C/MMRS.
- (b) De acuerdo a disponibilidad
- (c) CBERS2-CCD, DMC, IRS, Spot5-HRG, ASTER, ALOS, SAC-C/HRTC, LISS-III, ALI-EO1.
- (d) Generada por el proyecto REDD.
- (e) Propuesta por el proyecto.
- (f) Radarsat-2, GeoSAR, ASAR.
- (g) Spot5-HRG, CBERS2-QB, Ikonos, RapidEye, LISS-IV, TerrasarX,
- (h) Fotografía aérea, QB, IKONOS, ResourceSAT.

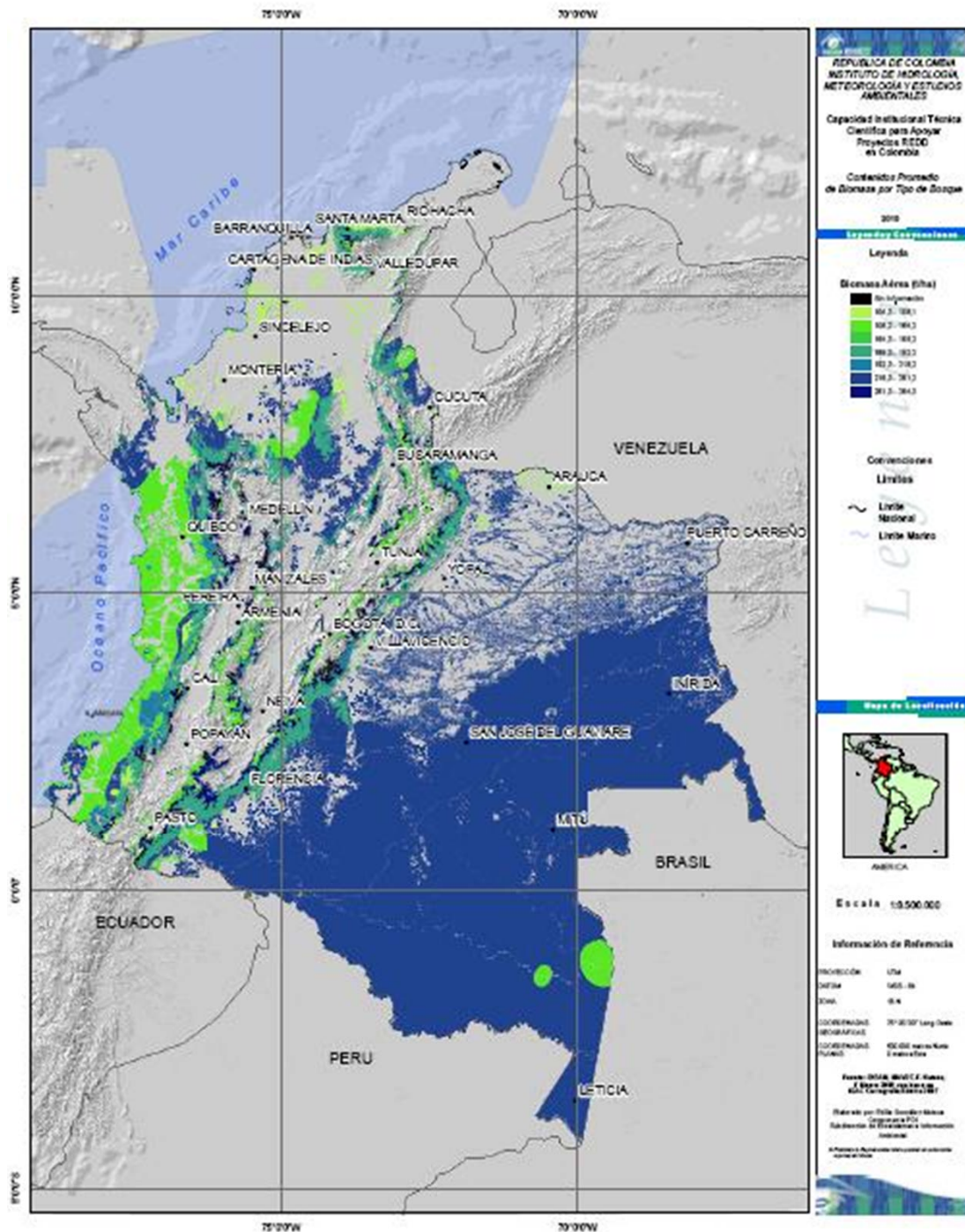


# Deforestation Fine National Scale

1990-2005  
Deforestation HOTSPOTS

- Landsat based
- Oriented to quantify forest cover change areas (deforestation)
- Deforestation: 273.334 ha/year





# Biomass Stocks and Carbon Estimations

- Carbon contents between 52,2 t C ha<sup>-1</sup> and 132,2 t C ha<sup>-1</sup>.
- 26.797.625.427 t CO<sub>2</sub>e stored in our forests.



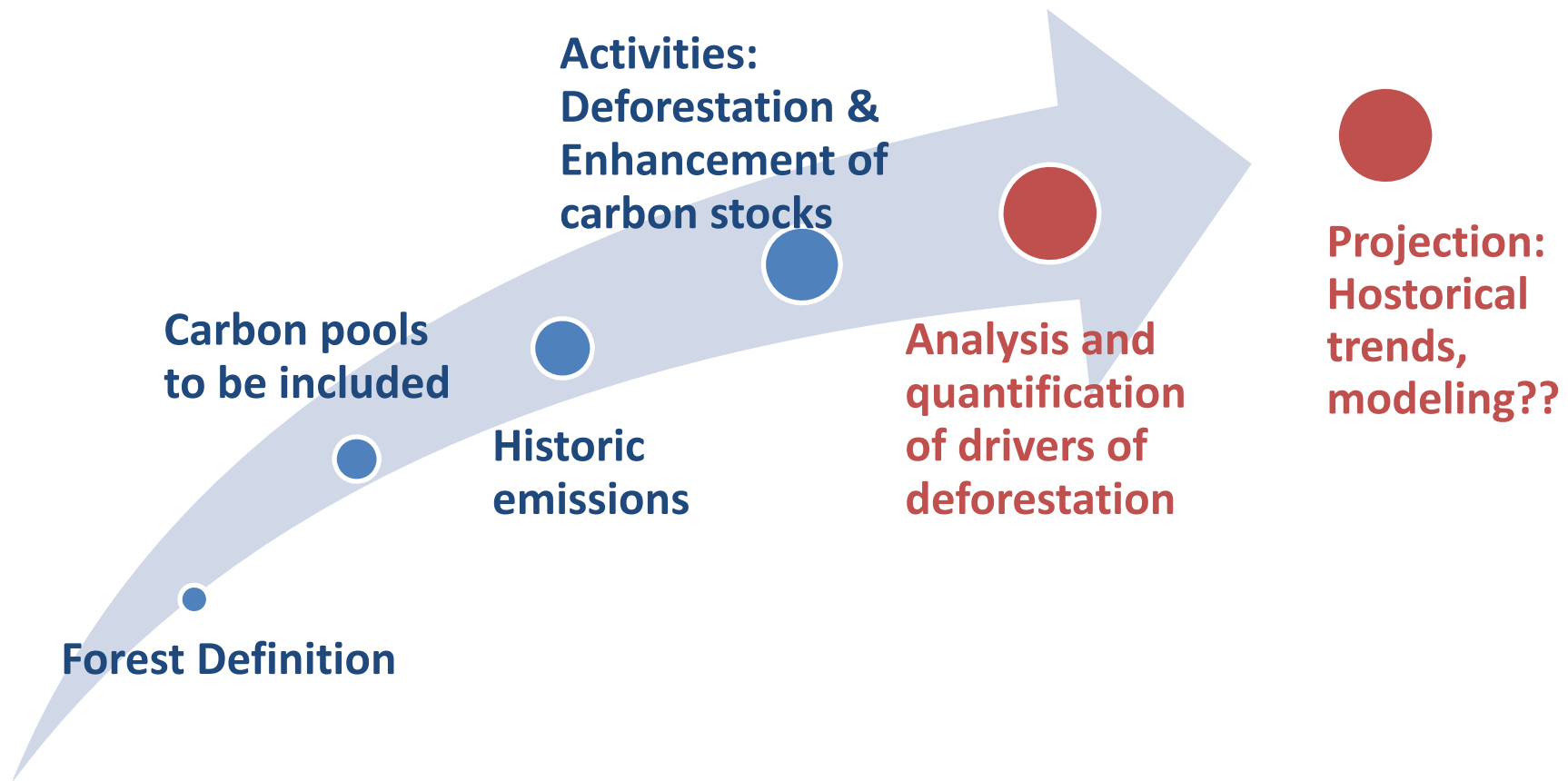




República de Colombia

Prosperidad  
para todos

## 5. Reference Level







República de Colombia

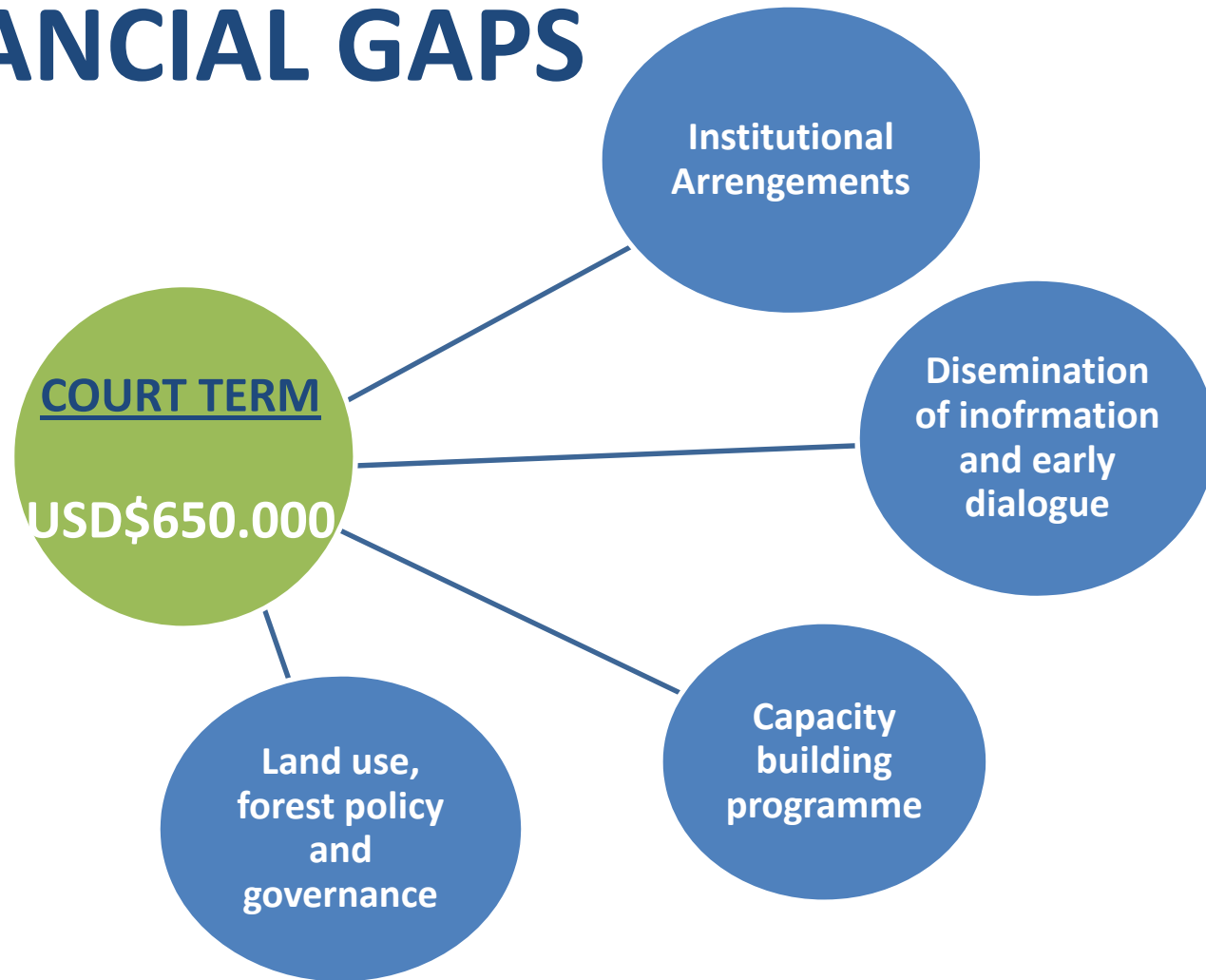


## 6. FINANCIAL GAPS

Section	Section	Estimated cost (thousand USD)				
		COL Gov	FCPF	UNFUNDED	Other	Total
Section 1	1.a. Institutional	\$400	\$1.000	\$900	-	\$2.300
	1.b. Dialogue	\$275	\$200	\$325	-	\$800
	1.c. Consultation	\$250	\$1.500	\$1.800	-	\$3.550
Section 2	2.a. Assessment	\$150	\$250	\$400	-	\$800
	2.b.c. Strategic	\$170	\$245	\$785	-	\$1.200
	2.d.SESA	\$250	\$285	\$200	-	\$735
Section 3	3. REL	-	-	-	\$4.177	\$4.177
Section 4	4.a MRV	-	-	-	\$4.600	\$4.600
	4.b. Multiple Benefits	\$90	\$170	\$70	-	\$330
Section 6	6. RPP Monitory	\$40	\$100	-	-	\$140
<b>Total</b>		<b>\$1.390</b>	<b>\$3.400</b>	<b>\$4.555*</b>	<b>\$9.682</b>	<b>\$18.472</b>



## 6. FINANCIAL GAPS





República de Colombia



© Camilo Ortega P.

**Thanks for your  
Attention**

Photos © Carolina Figueroa, I/M Editores & Camilo Ortega P.