



UN-REDD
PROGRAMME



STAKEHOLDER AWARENESS BASELINE SURVEY REDD + CAMBODIA TASKFORCE SECRETARIAT





REDD + CAMBODIA TASKFORCE SECRETARIAT

STAKEHOLDER AWARENESS BASELINE SURVEY

February, 2014

Contents

List of Acronyms.....	2
N/A	2
NGO	2
Introduction	3
Methodology	3
Results.....	4
Section 1 Results: Perceptions about REDD+	4
Section 2 Results: Knowledge about REDD+.....	10
Discussion.....	19
Conclusions and Further Work.....	22

List of Acronyms

CF	Community Forest
Cfi	Community Fishery
CPA	Community Protected Area
CSOs	Civil Society Organization (defined to be an NGO with sub-national scope)
FA	Forestry Administration
IPs	Indigenous Peoples
MoE	Ministry of the Environment
N/A	Not applicable
NGO	Non-governmental Organization
RGC	Royal Government of Cambodia

Introduction

Effective implementation of REDD+ requires the full and effective participation of all stakeholders. Not only is this self-evident, based on decades of experience with natural resource management projects around the world, but it is required as one of the “Cancun safeguards”.

Effective engagement can only occur with stakeholders who are aware of the issue on which their engagement is required. Consequently, awareness raising is a pre-requisite to effective engagement. But efficient awareness raising must be based on an assessment of which stakeholder groups require increased awareness on which topics. Such baseline information is also required in order to assess the effectiveness of any awareness raising campaign.

The REDD+ Cambodia Programme undertook an intensive process to establish a Consultation Group to provide information on stakeholders’ view to the inter-ministerial National REDD+ Taskforce. This process culminated in a workshop held on August 29th, 2013, involving approximately 170 participants from 10 stakeholder groups. Taking advantage of this large and diverse event, an awareness assessment was conducted at the beginning of the workshop. Subsequently, additional data were collected at stakeholder awareness raising events at four locations over the period September – December, 2013, and incorporating additional stakeholder groups.

Methodology

The assessment was divided into two sections. In the first section, participants were asked a series of questions designed to assess participants’ perceptions of their knowledge about REDD+, and their interest in being engaged in different aspects of REDD+ Readiness. The second section included 12 factual questions to which participants were asked to answer “True”, “False”, or “Don’t know”.

Participants were asked to identify to which stakeholder group they belonged, and were invited to provide their name, but were not obliged to do so.

Results

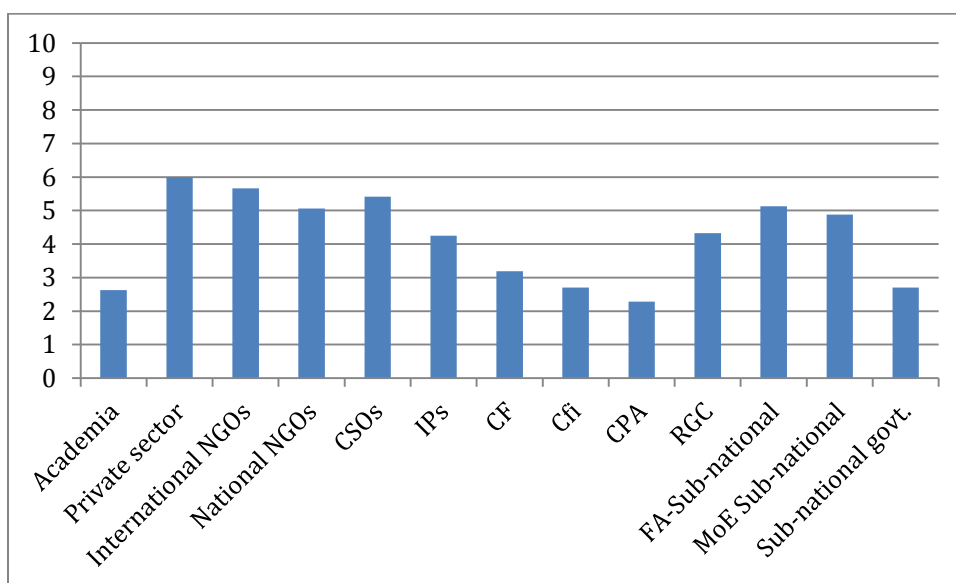
A total of 324 submissions were received, broken down by stakeholder group as follows:

Academia	8
Private sector	3
International NGOs	12
National NGOs	17
CSOs	12
IPs	25
CF	78
Cfi	10
CPA	29
RGC (Central level)	60
FA (Sub-national)	16
MoE (Sub-national)	9
Sub-national government ¹	33
Undefined ²	12
Total	324

Section 1 Results: Perceptions about REDD+

a) How much do you feel you know about REDD+ in general?

Overall average score: 3.8



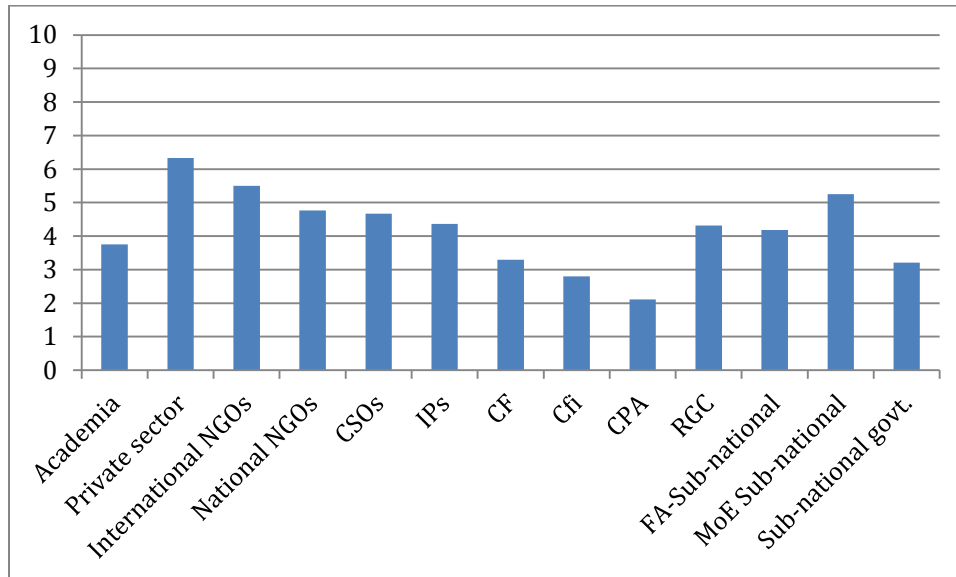
¹ District and Commune officials

² No entry made or multiple entries

Interpretation: Overall, participants considered that their level of awareness about REDD+ was modest, with the average score across all groups being 3.8. The private sector, international NGOs, CSOs, and FA sub-national were the most confident in their awareness; the three community groups, sub-national government officials and academia, the least.

b) How much do you feel you know about the REDD + Cambodia Programme?

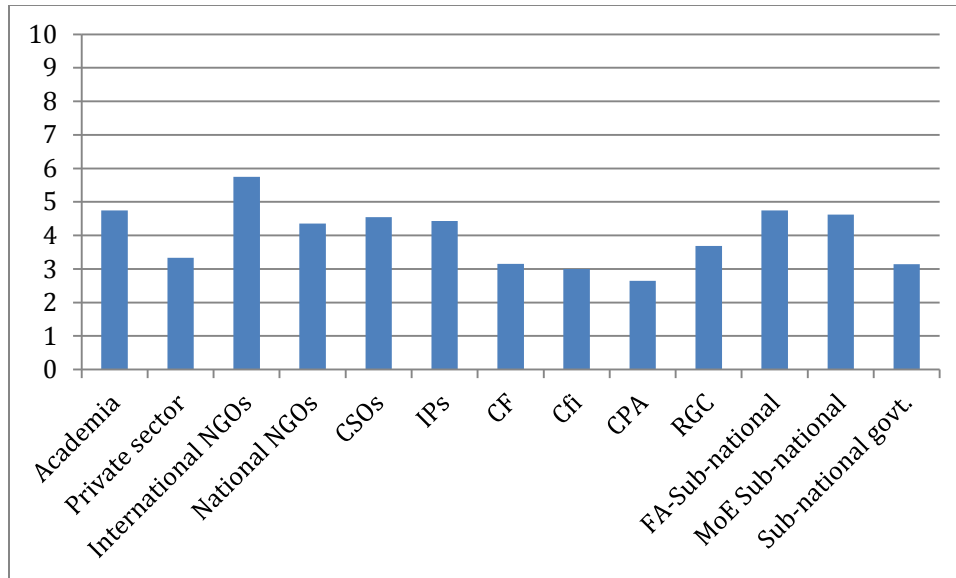
Overall average score: 3.8



Interpretation: Overall, the level of awareness of the REDD+ Cambodia Programme is virtually identical as that for REDD+ in general. Again, the private sector, MoE sub-national, international and national NGOs felt most strongly that they knew about the REDD+ Cambodia Programme, and the three community networks and sub-national government, the least. The confidence of the private sector is surprising since there have been few events engaging them to date.

c) How much have you been involved in the REDD+ Cambodia Programme?

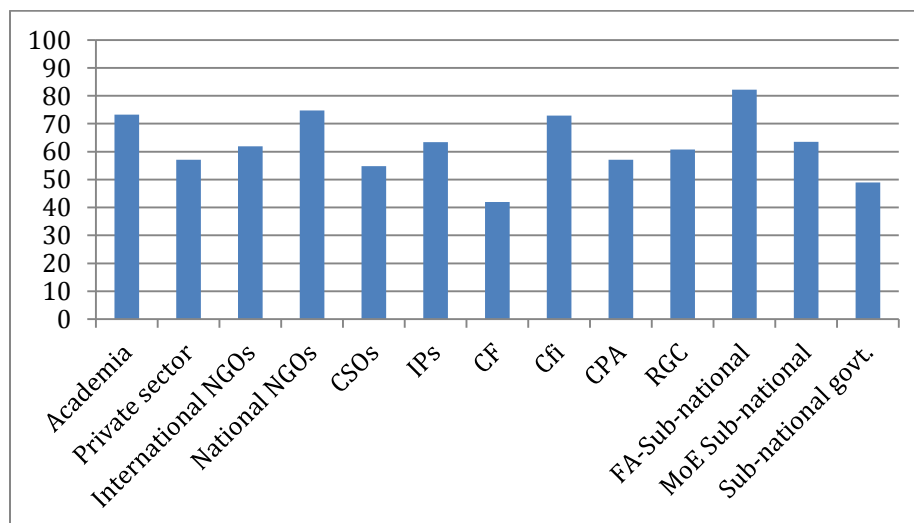
Overall average score: 3.7



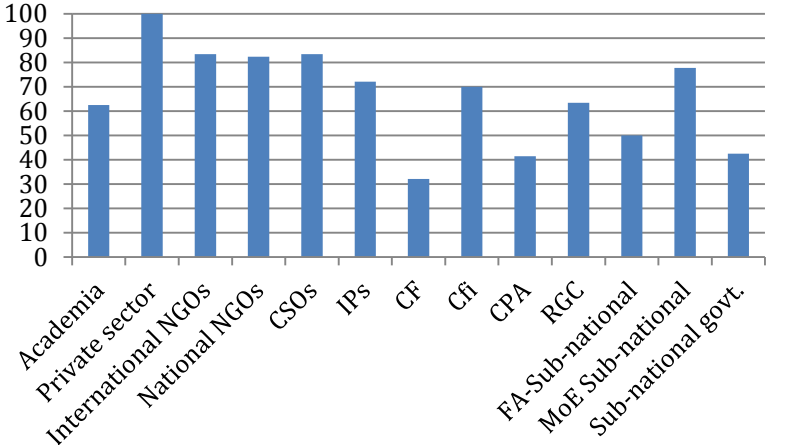
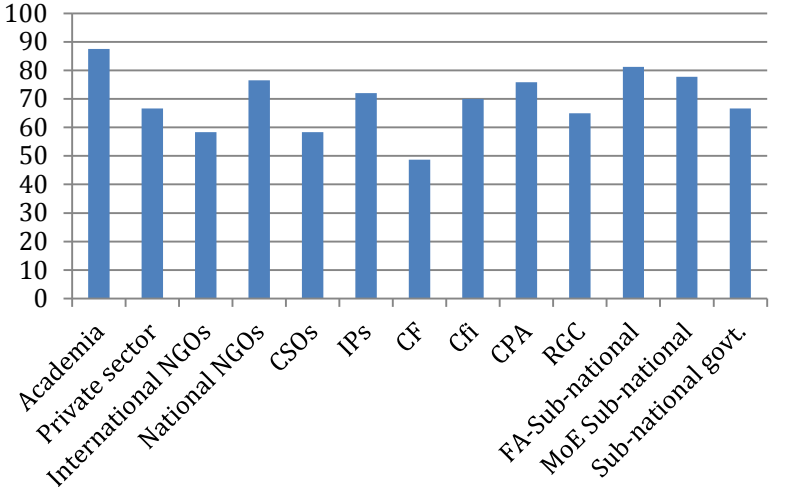
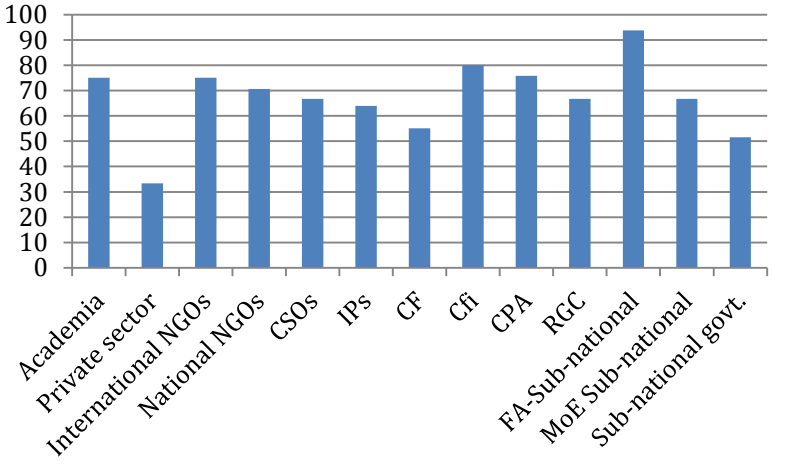
Interpretation: International NGOs consider that they have been involved most closely with the Cambodia REDD+ programme, followed by FA and MoE sub-national officials. The private sector participants and the three community networks acknowledge that their involvement has not been high.

d) What aspects of the REDD + Cambodia Programme would you like to participate in?

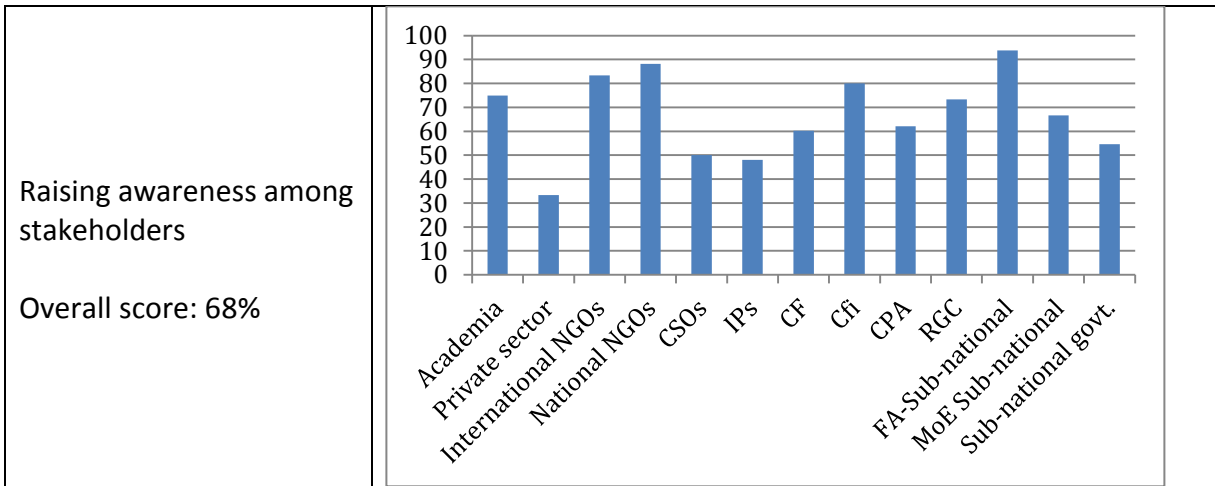
For four groups, the average willingness to be involved in the Cambodia REDD+ programme over all topics exceeded 70%. These were FA sub-national, national NGOs, academia and indigenous peoples. Community forest members were the least enthusiastic.



The breakdown of willingness to participate according to seven topics is shown below:

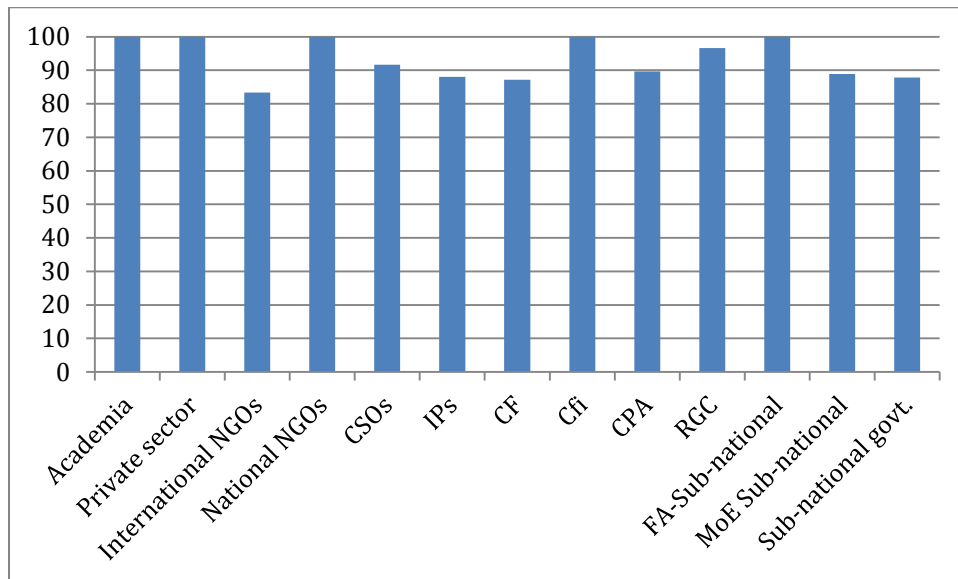
Topic	Yes, I am interested in participating																												
<p>Developing the National Strategy and implementation framework</p> <p>Overall score: 63%</p>	 <p>A bar chart showing the percentage of interest in participating for the topic 'Developing the National Strategy and implementation framework'. The y-axis ranges from 0 to 100 in increments of 10. The x-axis lists 13 stakeholder groups. The bars represent the following approximate values: Academia (63%), Private sector (100%), International NGOs (83%), National NGOs (82%), CSOs (83%), IPs (72%), CF (33%), Cfi (70%), CPA (42%), RGC (64%), FA-Sub-national (50%), MoE Sub-national (78%), and Sub-national govt. (42%).</p> <table border="1"> <thead> <tr> <th>Stakeholder Group</th> <th>Interest (%)</th> </tr> </thead> <tbody> <tr><td>Academia</td><td>63</td></tr> <tr><td>Private sector</td><td>100</td></tr> <tr><td>International NGOs</td><td>83</td></tr> <tr><td>National NGOs</td><td>82</td></tr> <tr><td>CSOs</td><td>83</td></tr> <tr><td>IPs</td><td>72</td></tr> <tr><td>CF</td><td>33</td></tr> <tr><td>Cfi</td><td>70</td></tr> <tr><td>CPA</td><td>42</td></tr> <tr><td>RGC</td><td>64</td></tr> <tr><td>FA-Sub-national</td><td>50</td></tr> <tr><td>MoE Sub-national</td><td>78</td></tr> <tr><td>Sub-national govt.</td><td>42</td></tr> </tbody> </table>	Stakeholder Group	Interest (%)	Academia	63	Private sector	100	International NGOs	83	National NGOs	82	CSOs	83	IPs	72	CF	33	Cfi	70	CPA	42	RGC	64	FA-Sub-national	50	MoE Sub-national	78	Sub-national govt.	42
Stakeholder Group	Interest (%)																												
Academia	63																												
Private sector	100																												
International NGOs	83																												
National NGOs	82																												
CSOs	83																												
IPs	72																												
CF	33																												
Cfi	70																												
CPA	42																												
RGC	64																												
FA-Sub-national	50																												
MoE Sub-national	78																												
Sub-national govt.	42																												
<p>Identifying specific policies or measures to reduce emissions from forests</p> <p>Overall score: 72%</p>	 <p>A bar chart showing the percentage of interest in participating for the topic 'Identifying specific policies or measures to reduce emissions from forests'. The y-axis ranges from 0 to 100 in increments of 10. The x-axis lists 13 stakeholder groups. The bars represent the following approximate values: Academia (88%), Private sector (67%), International NGOs (59%), National NGOs (76%), CSOs (59%), IPs (72%), CF (49%), Cfi (70%), CPA (76%), RGC (65%), FA-Sub-national (82%), MoE Sub-national (78%), and Sub-national govt. (67%).</p> <table border="1"> <thead> <tr> <th>Stakeholder Group</th> <th>Interest (%)</th> </tr> </thead> <tbody> <tr><td>Academia</td><td>88</td></tr> <tr><td>Private sector</td><td>67</td></tr> <tr><td>International NGOs</td><td>59</td></tr> <tr><td>National NGOs</td><td>76</td></tr> <tr><td>CSOs</td><td>59</td></tr> <tr><td>IPs</td><td>72</td></tr> <tr><td>CF</td><td>49</td></tr> <tr><td>Cfi</td><td>70</td></tr> <tr><td>CPA</td><td>76</td></tr> <tr><td>RGC</td><td>65</td></tr> <tr><td>FA-Sub-national</td><td>82</td></tr> <tr><td>MoE Sub-national</td><td>78</td></tr> <tr><td>Sub-national govt.</td><td>67</td></tr> </tbody> </table>	Stakeholder Group	Interest (%)	Academia	88	Private sector	67	International NGOs	59	National NGOs	76	CSOs	59	IPs	72	CF	49	Cfi	70	CPA	76	RGC	65	FA-Sub-national	82	MoE Sub-national	78	Sub-national govt.	67
Stakeholder Group	Interest (%)																												
Academia	88																												
Private sector	67																												
International NGOs	59																												
National NGOs	76																												
CSOs	59																												
IPs	72																												
CF	49																												
Cfi	70																												
CPA	76																												
RGC	65																												
FA-Sub-national	82																												
MoE Sub-national	78																												
Sub-national govt.	67																												
<p>Forest monitoring</p> <p>Overall score: 69%</p>	 <p>A bar chart showing the percentage of interest in participating for the topic 'Forest monitoring'. The y-axis ranges from 0 to 100 in increments of 10. The x-axis lists 13 stakeholder groups. The bars represent the following approximate values: Academia (75%), Private sector (34%), International NGOs (75%), National NGOs (71%), CSOs (67%), IPs (64%), CF (55%), Cfi (81%), CPA (76%), RGC (67%), FA-Sub-national (94%), MoE Sub-national (67%), and Sub-national govt. (51%).</p> <table border="1"> <thead> <tr> <th>Stakeholder Group</th> <th>Interest (%)</th> </tr> </thead> <tbody> <tr><td>Academia</td><td>75</td></tr> <tr><td>Private sector</td><td>34</td></tr> <tr><td>International NGOs</td><td>75</td></tr> <tr><td>National NGOs</td><td>71</td></tr> <tr><td>CSOs</td><td>67</td></tr> <tr><td>IPs</td><td>64</td></tr> <tr><td>CF</td><td>55</td></tr> <tr><td>Cfi</td><td>81</td></tr> <tr><td>CPA</td><td>76</td></tr> <tr><td>RGC</td><td>67</td></tr> <tr><td>FA-Sub-national</td><td>94</td></tr> <tr><td>MoE Sub-national</td><td>67</td></tr> <tr><td>Sub-national govt.</td><td>51</td></tr> </tbody> </table>	Stakeholder Group	Interest (%)	Academia	75	Private sector	34	International NGOs	75	National NGOs	71	CSOs	67	IPs	64	CF	55	Cfi	81	CPA	76	RGC	67	FA-Sub-national	94	MoE Sub-national	67	Sub-national govt.	51
Stakeholder Group	Interest (%)																												
Academia	75																												
Private sector	34																												
International NGOs	75																												
National NGOs	71																												
CSOs	67																												
IPs	64																												
CF	55																												
Cfi	81																												
CPA	76																												
RGC	67																												
FA-Sub-national	94																												
MoE Sub-national	67																												
Sub-national govt.	51																												

<p>Ensuring safeguards are applied for REDD+</p> <p>Overall score: 57%</p>	 <table border="1"> <thead> <tr> <th>Category</th> <th>Score</th> </tr> </thead> <tbody> <tr><td>Academia</td><td>75</td></tr> <tr><td>Private sector</td><td>65</td></tr> <tr><td>International NGOs</td><td>50</td></tr> <tr><td>National NGOs</td><td>75</td></tr> <tr><td>CSOs</td><td>35</td></tr> <tr><td>IPs</td><td>60</td></tr> <tr><td>CF</td><td>35</td></tr> <tr><td>Cfi</td><td>70</td></tr> <tr><td>CPA</td><td>45</td></tr> <tr><td>RGC</td><td>50</td></tr> <tr><td>FA-Sub-national</td><td>80</td></tr> <tr><td>MoE Sub-national</td><td>55</td></tr> <tr><td>Sub-national govt.</td><td>45</td></tr> </tbody> </table>	Category	Score	Academia	75	Private sector	65	International NGOs	50	National NGOs	75	CSOs	35	IPs	60	CF	35	Cfi	70	CPA	45	RGC	50	FA-Sub-national	80	MoE Sub-national	55	Sub-national govt.	45
Category	Score																												
Academia	75																												
Private sector	65																												
International NGOs	50																												
National NGOs	75																												
CSOs	35																												
IPs	60																												
CF	35																												
Cfi	70																												
CPA	45																												
RGC	50																												
FA-Sub-national	80																												
MoE Sub-national	55																												
Sub-national govt.	45																												
<p>Designing a system to share benefits equitably</p> <p>Overall score: 60%</p>	 <table border="1"> <thead> <tr> <th>Category</th> <th>Score</th> </tr> </thead> <tbody> <tr><td>Academia</td><td>75</td></tr> <tr><td>Private sector</td><td>35</td></tr> <tr><td>International NGOs</td><td>45</td></tr> <tr><td>National NGOs</td><td>65</td></tr> <tr><td>CSOs</td><td>50</td></tr> <tr><td>IPs</td><td>70</td></tr> <tr><td>CF</td><td>35</td></tr> <tr><td>Cfi</td><td>70</td></tr> <tr><td>CPA</td><td>60</td></tr> <tr><td>RGC</td><td>55</td></tr> <tr><td>FA-Sub-national</td><td>100</td></tr> <tr><td>MoE Sub-national</td><td>45</td></tr> <tr><td>Sub-national govt.</td><td>40</td></tr> </tbody> </table>	Category	Score	Academia	75	Private sector	35	International NGOs	45	National NGOs	65	CSOs	50	IPs	70	CF	35	Cfi	70	CPA	60	RGC	55	FA-Sub-national	100	MoE Sub-national	45	Sub-national govt.	40
Category	Score																												
Academia	75																												
Private sector	35																												
International NGOs	45																												
National NGOs	65																												
CSOs	50																												
IPs	70																												
CF	35																												
Cfi	70																												
CPA	60																												
RGC	55																												
FA-Sub-national	100																												
MoE Sub-national	45																												
Sub-national govt.	40																												
<p>Setting a baseline for assessment of future progress</p> <p>Overall score: 55%</p>	 <table border="1"> <thead> <tr> <th>Category</th> <th>Score</th> </tr> </thead> <tbody> <tr><td>Academia</td><td>65</td></tr> <tr><td>Private sector</td><td>65</td></tr> <tr><td>International NGOs</td><td>45</td></tr> <tr><td>National NGOs</td><td>65</td></tr> <tr><td>CSOs</td><td>45</td></tr> <tr><td>IPs</td><td>55</td></tr> <tr><td>CF</td><td>30</td></tr> <tr><td>Cfi</td><td>70</td></tr> <tr><td>CPA</td><td>40</td></tr> <tr><td>RGC</td><td>55</td></tr> <tr><td>FA-Sub-national</td><td>75</td></tr> <tr><td>MoE Sub-national</td><td>55</td></tr> <tr><td>Sub-national govt.</td><td>45</td></tr> </tbody> </table>	Category	Score	Academia	65	Private sector	65	International NGOs	45	National NGOs	65	CSOs	45	IPs	55	CF	30	Cfi	70	CPA	40	RGC	55	FA-Sub-national	75	MoE Sub-national	55	Sub-national govt.	45
Category	Score																												
Academia	65																												
Private sector	65																												
International NGOs	45																												
National NGOs	65																												
CSOs	45																												
IPs	55																												
CF	30																												
Cfi	70																												
CPA	40																												
RGC	55																												
FA-Sub-national	75																												
MoE Sub-national	55																												
Sub-national govt.	45																												



Interpretation: All topics score fairly equally, ranging from a low of 55% for setting the baseline to a high of 72% for policies and measures. The group with the highest average interest in participating is academia (averaging 75%), closely followed by national NGOs (74%) and community fishery members (73%), while those with the lowest interest are community forest members (averaging 44%).

e) Do you have an interest in receiving information on the progress of REDD + Cambodia?
Overall score: 92%



Interpretation: Almost all stakeholder groups have a strong interest in continuing to receive information about REDD+ Cambodia. Five groups (academia, private sector, national NGOs, community fishery members and FA sub-national officials) had a 100% response rate. Six other groups were around 90%. The only group with a notably lower response rate was the international NGOs, only 83% of whom were interested to continue to receive information about REDD+ Cambodia.

f) Do you have any suggestions for improving the REDD + Cambodia Programme?

A total of 57 comments were provided. The vast majority of these focused on the need for participation, collaboration, and information sharing and dissemination. For example:

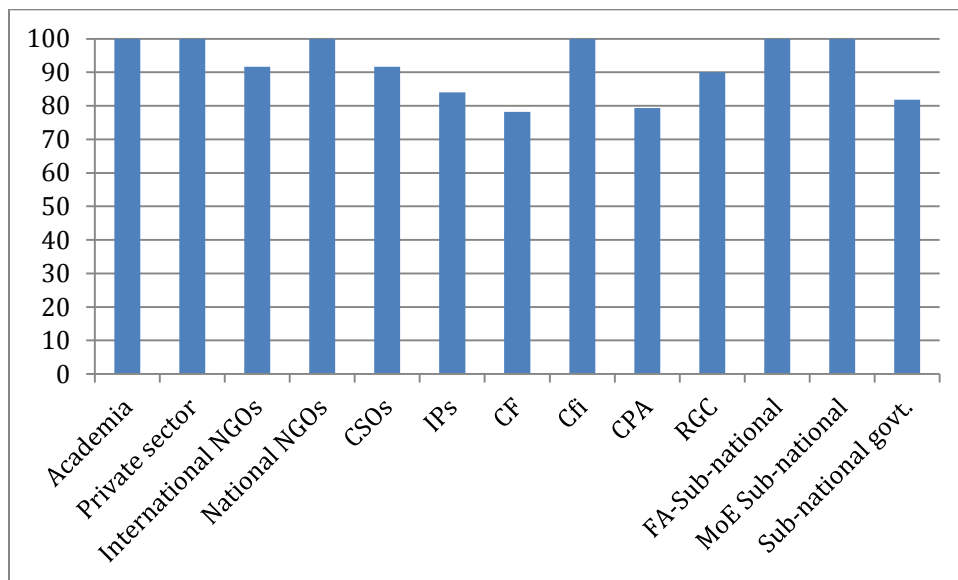
- Six government participants, two each from community fisheries, private sector and international NGOs, and one each from CSOs, community protected areas, academia and national NGOs called for “*information sharing, dissemination, and collaboration*”;
- Four IP participants, two from each of government and community forests, and one international NGO called for more training;
- Three national NGO participants, two each from IPs and international NGOs, and one each from CSOs, community fisheries, community forests, and government called for increased participation, with communities, the private sector and the military being specifically identified in some comments.

Other comments included calls to focus on stopping deforestation, and on accessing carbon markets.

Section 2 Results: Knowledge about REDD+

1. REDD+ is an approach to reduce the impacts of climate change.

Correct answer: True
Overall correct: 88%

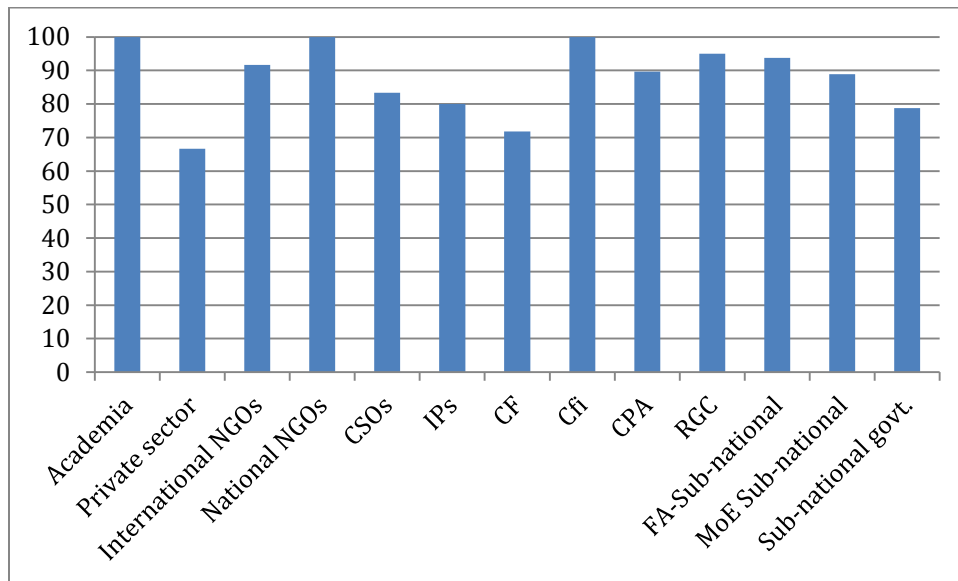


Interpretation: This issue is well understood, with 6 groups scoring perfectly. Community forest members and Community protected area members scored lowest, followed by IPs and sub-national government officials.

2. Destroying forests is a major cause of climate change.

Correct answer: True

Overall correct: 85

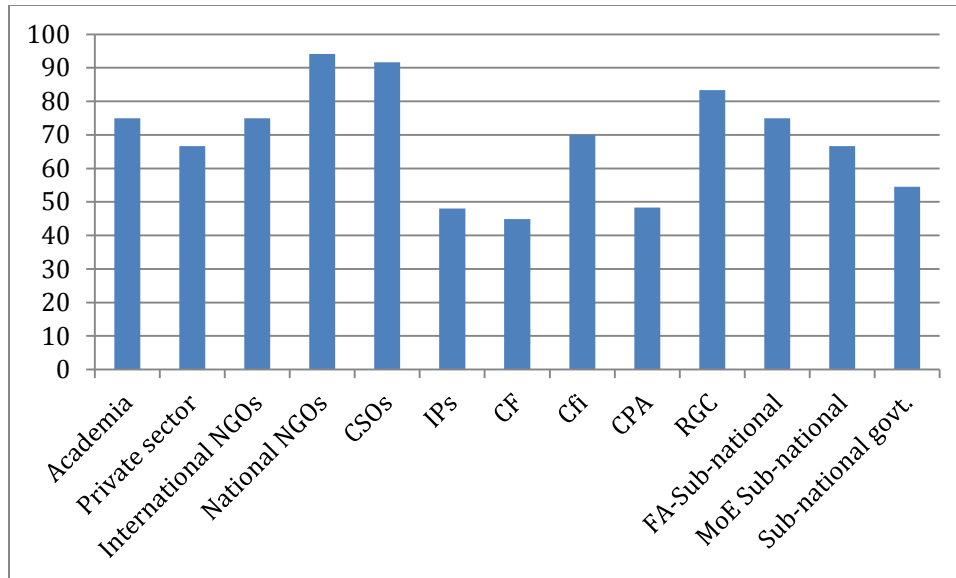


Interpretation: This issue is also well understood, with three groups scoring perfectly (academia, national NGOs, and community fishery members). The lowest level of understanding was in the private sector (67%), followed by Community forest members (72%) and IPs (80%).

3. If Cambodia implements REDD+, it will mean no more trees can be cut.

Correct answer: False

Overall correct: 61

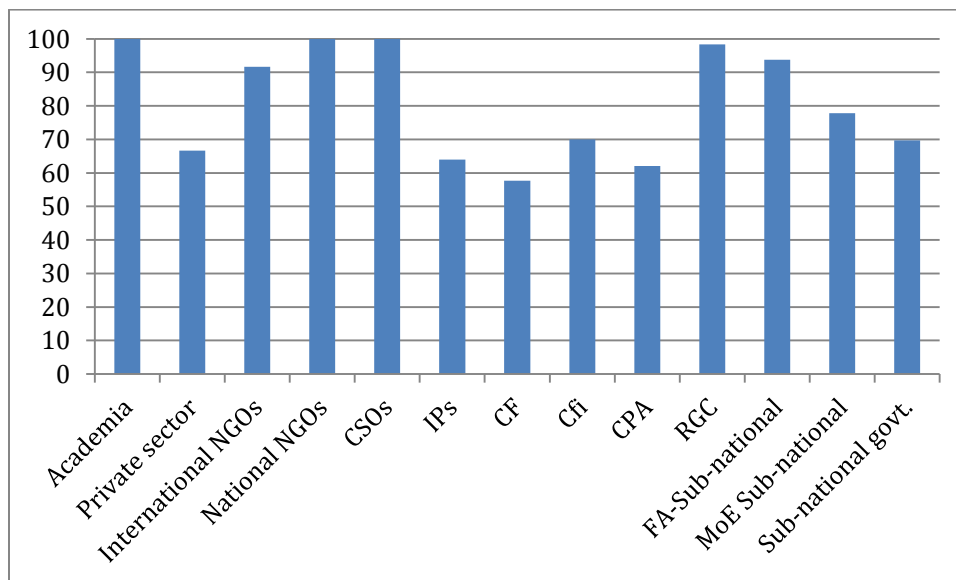


Interpretation: There is a large diversity in level of understanding of this issue. National NGOs , CSOs and the central government score Highly. Members of community forests, IPs and members of community protected areas scored below 50%.

4. Destruction of forests in Cambodia is mainly due to natural causes.

Correct answer: False

Overall correct: 74

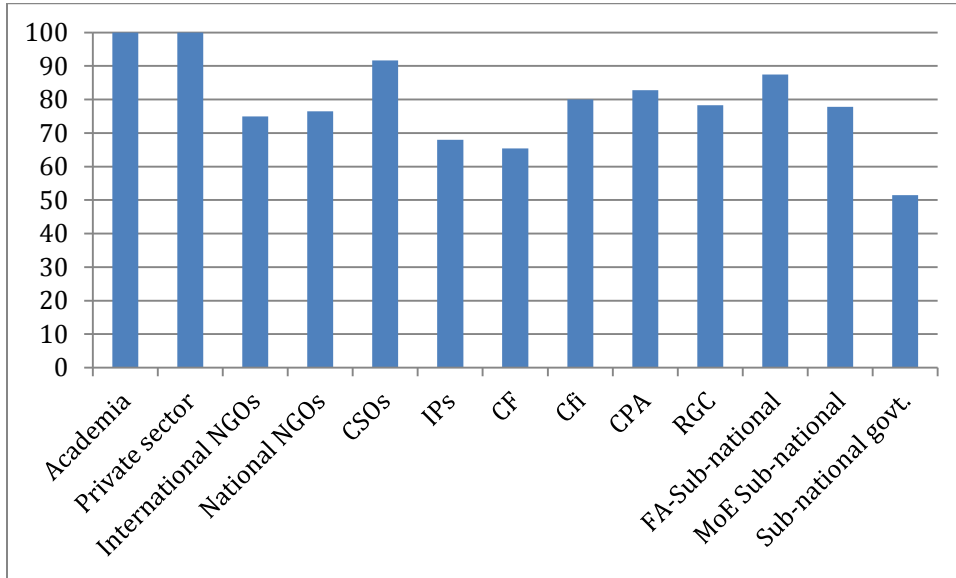


Interpretation: Four groups (academia, national NGOs, CSOs, and government) scored perfectly, or very nearly so. Community forest members have the poorest understanding of this issue at only 58%. Community protected area members and IPs also scored quite low at 62 and 64%, respectively.

5. Carbon dioxide (CO₂) is a major cause of climate change.

Correct answer: True

Overall correct: 73

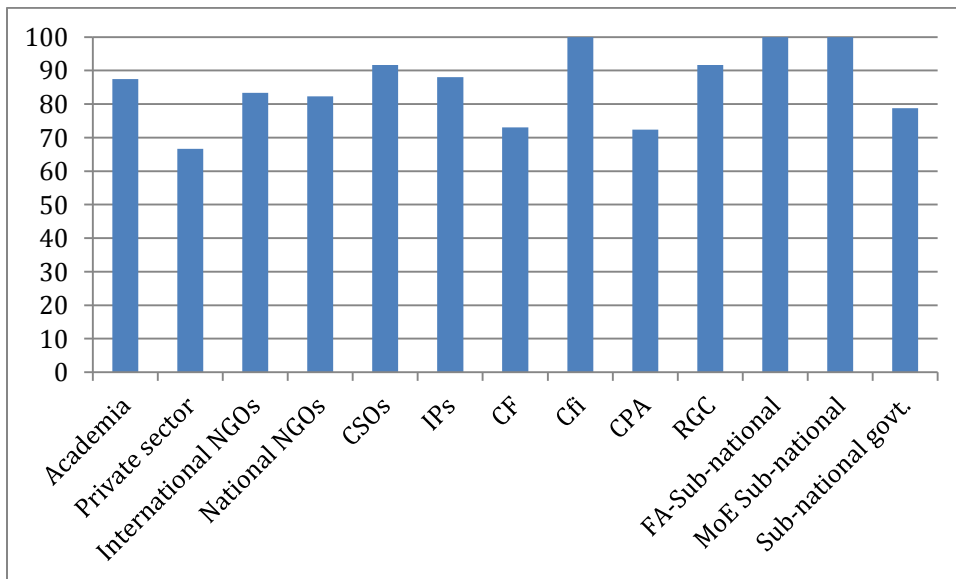


Interpretation: Again, there is a wide diversity in understanding of this issue. Two groups (academia and private sector) scored perfectly, with CSOs also over 90%. At the other extreme, Sub-national government officials scored only 52%, Community forest members scored 65%, and IPs 68%.

6. If REDD+ is implemented properly, it will result in benefits to local people.

Correct answer: True

Overall correct: 84



Interpretation: This issue is well understood, although only three groups (community fishery members, sub-national FA and sub-national MOE officials) scored perfectly. The private sector, and community forest and protected area members were the weakest

7. It is impossible to measure changes in forest cover except over a period of many years.

Correct answer: False

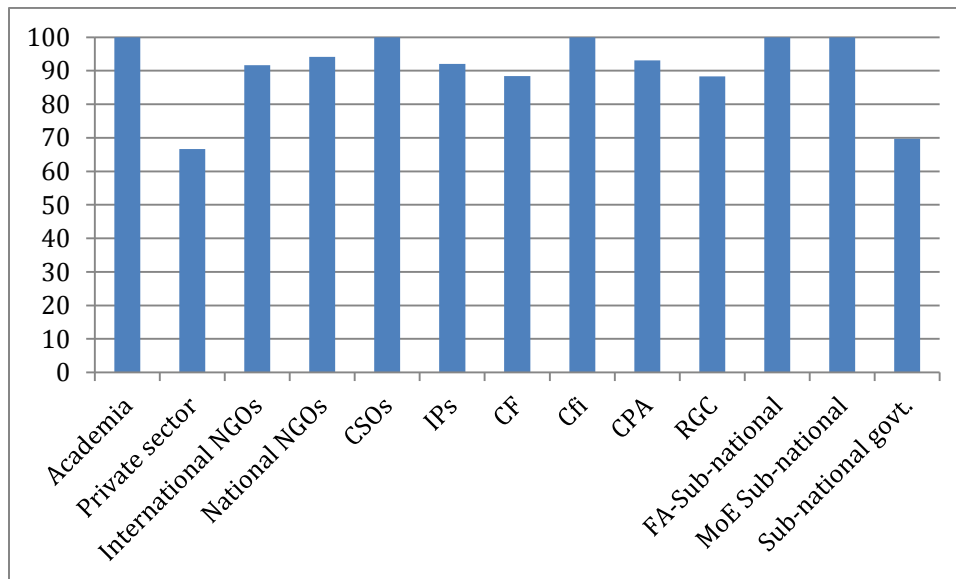
Overall correct: N/A

Interpretation: This question could not be analyzed since the translation into Khmer resulted in a non-sensical statement that was neither true nor false.

8. Healthy forests help to reduce the impacts of climate change.

Correct answer: True

Overall correct: 90

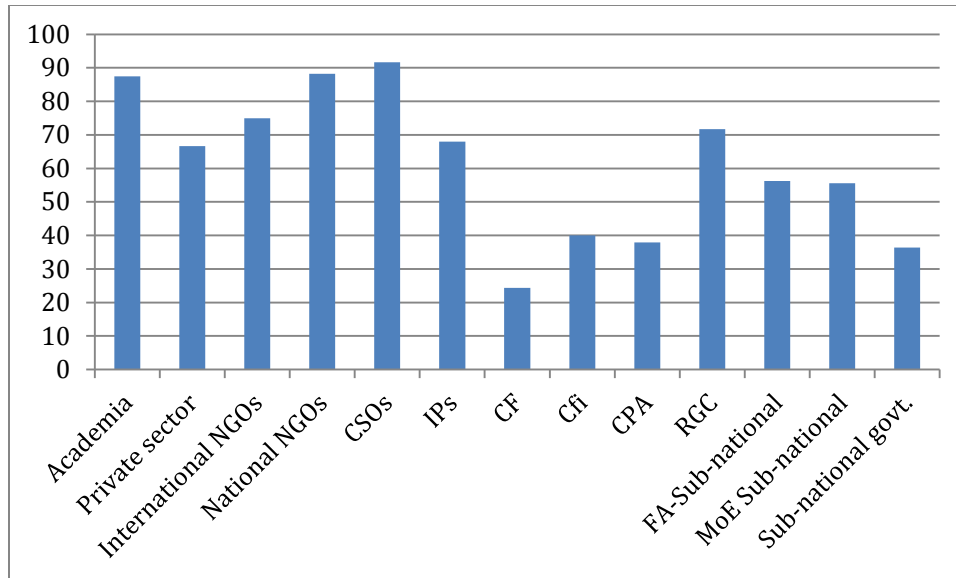


Interpretation: This is very well understood, with all groups scoring over 70% except the private sector (one wrong answer) and sub-national government officials.

9. Implementing REDD+ will have negative impacts on biodiversity (wildlife).

Correct answer: False

Overall correct: 51%

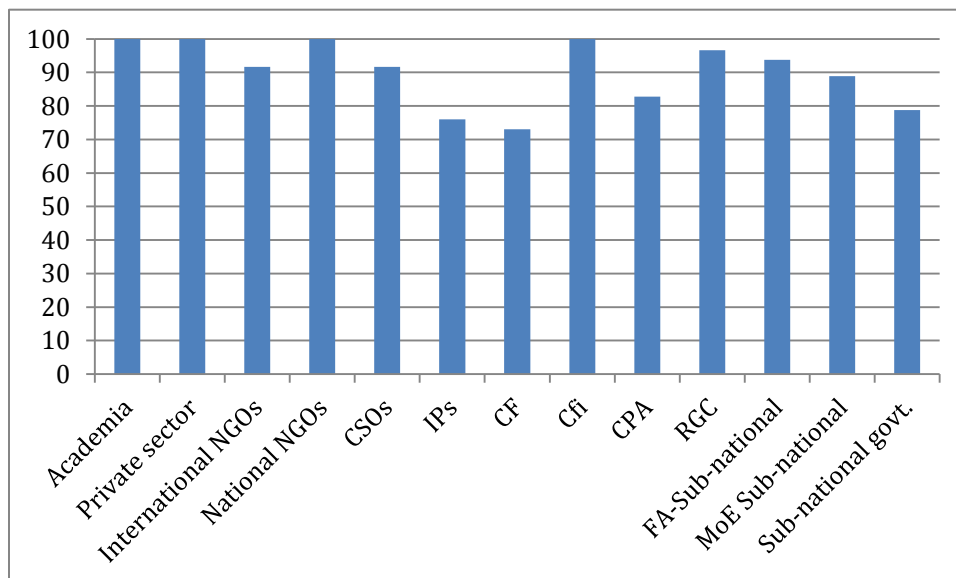


Interpretation: There is a wide divergence in understanding of this issue. No group scored perfectly, but CSOs, national NGOs, and academia were around 90%. At the other end of the scale, all three of the community management networks and sub-national government officials scored very low. Sub-national FA and MOE officials were also just over 50%.

10. REDD+ includes efforts to conserve and sustainably manage forests.

Correct answer: True

Overall correct: 85%

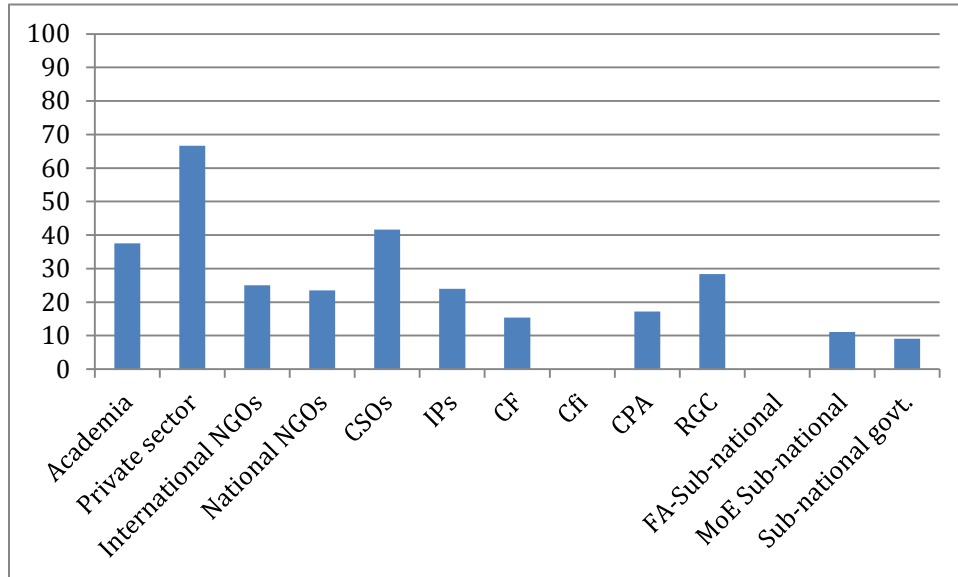


Interpretation: This issue is well understood with 4 groups (academia, private sector, national NGOs, and community fishery members) scoring perfectly. Central government officials were nearly perfect, while international NGO's, and sub-national FA and MOE officials were around 90%. Community forest members and IPs were weakest, both groups scoring just over 70%.

11. Cambodia has been implementing REDD+ for several years already.

Correct answer: False

Overall correct: 18%

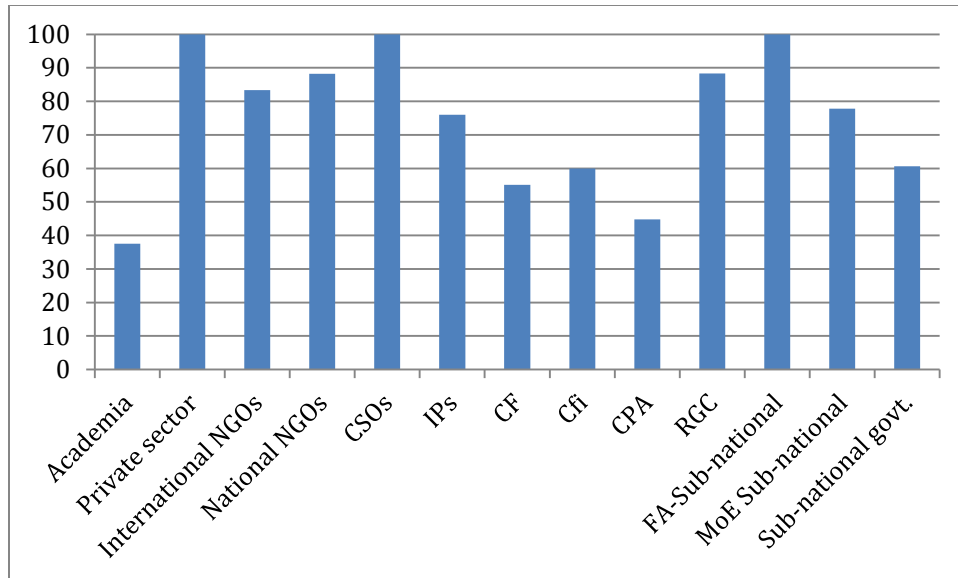


Interpretation: This issue is poorly understood. No community fishery members or sub-national FA officials answered the question correctly. Only one group, the private sector, scored over 50% (two correct answers). This reflects a basic misunderstanding of REDD+, since the Oddar Meanchey voluntary market project is very well-known and is assumed by most to represent implementation of REDD+

12. There is no role for communities in implementing REDD+.

Correct answer: False

Overall correct: 69%

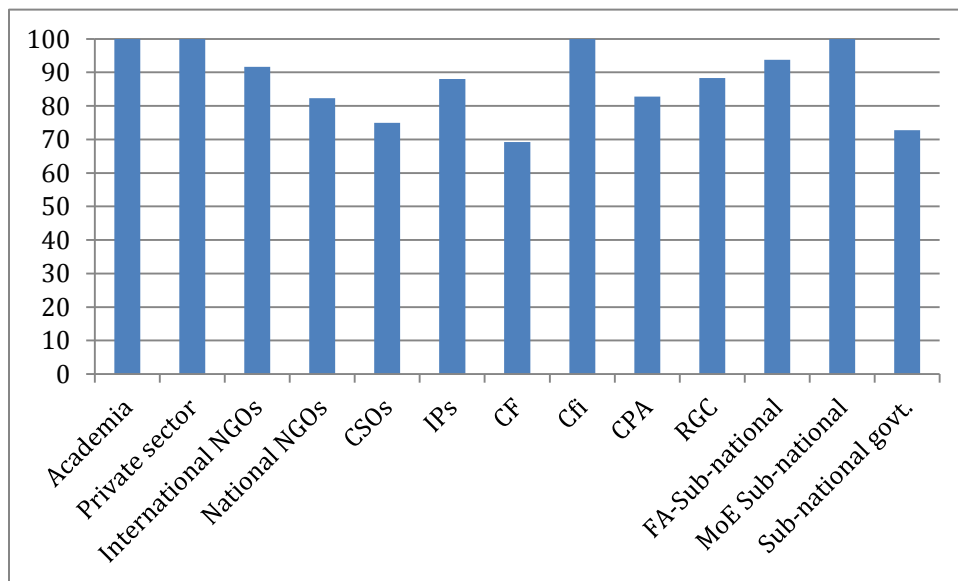


Interpretation: Another issue with a wide divergence in understanding. Three groups, private sector, CSOs and FA sub-national officials scored perfectly, but academia and, surprisingly, all three community management networks, especially community protected area members, scored poorly. This may reflect fundamental mistrust in the commitment of the government to engage effectively with community members.

13. Logging is legal in all Cambodia's forests.

Correct answer: False

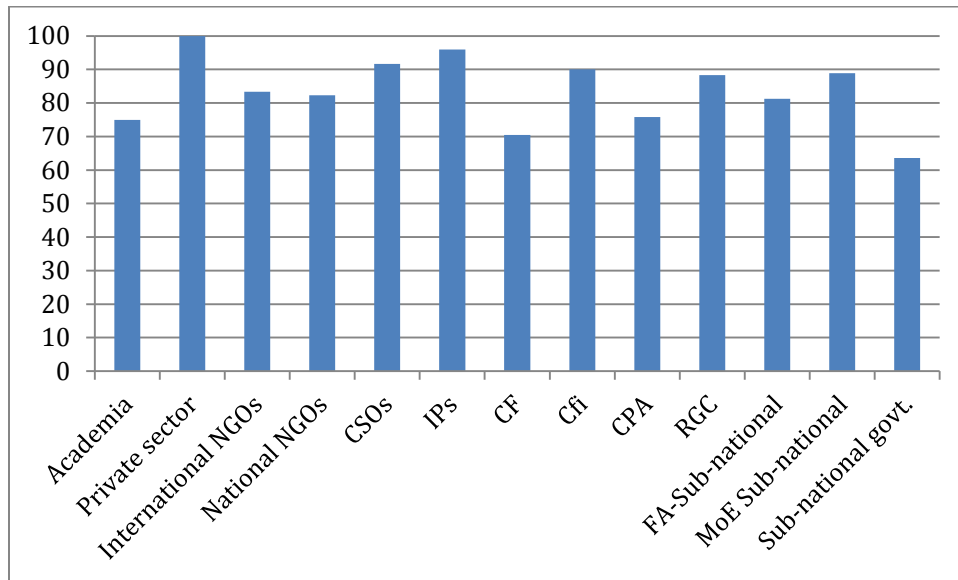
Overall correct: 80%



Interpretation: Generally well understood, with four groups (academia, private sector, community fisheries and MOE sub-national officials) scoring perfectly. Community forest members, sub-national government officials and CSOs scored notably less than the average.

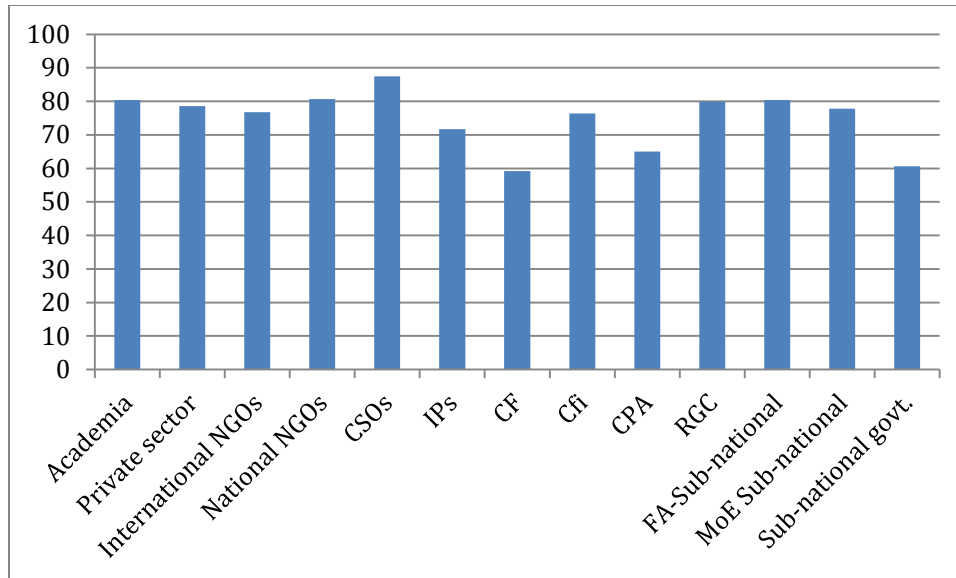
14. Safeguards for REDD+ include ensuring participation of communities living in or near forests.

Correct answer: True
Overall correct: 80%



Interpretation: Again, generally well-understood, although sub-national government officials and community forest members were the weakest group, at 70% or below.

The chart below shows the overall results for section 2 by stakeholder group.



The most knowledgeable groups are CSOs, with academia, national NGOs, central government, sub-national FA and sub-national MOE also scoring highly. The group with the lowest overall level of knowledge about REDD+ are the community forest members, with an average score of just under 60, followed by sub-national government officials at 60%, and IPs and Community protected area members, both of which averaged around 70.

Discussion

A national multi-stakeholder workshop and subsequent sub-national training events were excellent opportunities to gain insights into the level of awareness of 13 stakeholder groups that are central to the REDD+ Cambodia Programme. Nevertheless, despite bringing together a large number of stakeholders, not all stakeholder groups were adequately represented in the assessment. Most notably, only three forms were submitted by private sector participants. The data for private sector must therefore be considered as very preliminary.

The next least numerous were academic participants, but as this group is, in any case, very small, the sample size of 8 might provide an adequate reflection of levels of awareness within this stakeholder group. Similarly, the international NGO community working on REDD+ is quite small, and the sample size of 12, which included representatives of all the main international NGOs, is probably representative.

At the other extreme, the sample sizes for community forest members, central government, sub-national government officials, community protected area members, and IPs were satisfactory. For the community fishery members, some opportunity to supplement the data at future events should be pursued. At future events that are designed to strengthen the rigour of the baseline,

those who attended the national workshop should be asked not to complete the survey again at this time.

The data from section 1 indicate that the efforts made so far in raising awareness about REDD+ have had some effect, though community fisheries members, in particular, feel that they have not been very well informed. On the other hand, this group scored very well in the factual questions in section 2, so their perception is perhaps mis-placed, and it is interesting that community fisheries members were one of the most interested groups in getting involved in various aspects of the REDD+ Cambodia Programme.

In contrast, there is clearly a challenge in raising awareness among community forest members. They expressed the lowest interest in being involved in the programme (although very much wanting to continue to receive information about the programme), and were also the least knowledgeable about REDD+ (from section 2 questions).

Awareness needs by stakeholder group

For academics, limited awareness raising is required. They scored very well in section 2, and expressed a strong interest in being involved in further awareness raising and in developing specific policies and measures to reduce emissions. They do not feel that they have received much information to date, so the priority for this group should be on communications, and exploring how they can be engaged in further awareness raising.

As noted above, the private sector was under-represented in the assessment, and results have to be treated with caution. However, it does seem that there is a strong interest in at least some parts of the Cambodian private sector, and specifically an interest in being involved in the development of the national strategy.

International NGOs felt that they had been involved to date more than any other group, yet expressed one of the lowest rates of interest in continuing to be involved. Their interest is lowest in safeguards, benefit distribution and setting a baseline. Surprisingly, there were several topics on which their awareness needs to be raised. A not-insignificant number of international NGO participants are under the impression that REDD+ has been under implementation for some time in Cambodia. This presumably reflects a misunderstanding that voluntary market projects constitute REDD+. Further awareness raising is required in this area. The implications of REDD+ implementation in terms of timber harvesting also needs strengthening.

National NGOs performed most impressively. Despite not feeling that they have been involved in the REDD+ Cambodia Programme much so far, they matched the government participants in overall knowledge. They have a particular interest in being engaged on safeguards and on further awareness raising. Like the international NGOs, they suffer from a mis-perception that REDD+ has been implemented for some time in Cambodia – this is an area where further awareness raising is required; but otherwise, were very knowledgeable about REDD+.

CSOs feel that they know a lot about REDD+, and they also performed best in section 2. They are not very interested in being engaged on safeguards or setting a baseline, and need to improve their understanding about REDD+ in terms of what it means for timber harvesting and the current legal status of logging.

Indigenous Peoples do not feel that they have been involved very much to date. They are particularly interested in benefit sharing and in identifying specific policies and measures for the REDD+ Cambodia Programme. They lack an understanding of the role of forests in climate change, the role of CO₂, and whether forest destruction occurs due to natural or man-made impacts; of the implications of REDD+ in terms of timber harvesting and impacts on biodiversity; and on whether there is a role for local communities and whether conservation is part of REDD+.

Community forest members constitute the greatest challenge for awareness raising on REDD+. They do not feel that they have been much involved, and do not express much interest in being involved. They were the weakest group overall in terms of knowledge of REDD+ (section 2), especially on the topics of the causes of forest destruction, whether timber harvesting will be allowed under REDD+, the impact of REDD+ on biodiversity, and whether communities have a role to play. Like many other groups, they think that REDD+ has been under implementation in Cambodia for some time.

In contrast, community fishery members scored very well in section 2, as noted above, and are the group most interested in engaging with the Cambodia REDD+ Programme. They were especially interested in forest monitoring, safeguards and setting the baseline. These results justify further investigation to understand why community fishery members are apparently so much more knowledgeable and willing to get engaged than community forest members. It is also worth exploring whether community fishery members may be used to raise the awareness and enthusiasm of community forest members. Areas of weakness in knowledge relate to impacts on biodiversity, whether there is a role for communities, and whether REDD+ has been implemented in Cambodia for some time.

Community protected area members were generally intermediate between community fishery and community forest members. They were interested in policies and measures to reduce emissions, but not very interested in setting the baseline or assisting in the development of the National REDD+ Strategy. Their factual knowledge is quite good overall, although they tend to believe that REDD+ will have a negative impact on biodiversity, and they believe that it has been implemented in Cambodia for several years.

The central government scored very well overall in section 2. Their only area of weakness was whether REDD+ has been implemented already in Cambodia. Their interest in being involved in the REDD+ Cambodia programme was intermediate for most topics, although, of course, they will need to be intimately involved in all topics.

Sub-national FA and MoE staff were generally very similar. Both groups feel that they have a reasonable understanding of REDD+ and that they have been reasonably engaged so far. While

both groups, understandably, feel that their involvement in the National REDD+ Strategy should not be particularly high, there was a marked difference in the interest in benefit distribution and safeguards, with sub-national FA staff recording very high interest in both issues, while sub-national MoE staff were markedly less interested. They were also less interested in assisting on awareness raising than their FA colleagues. In section 2, both groups scored fairly well, but need to have their awareness raised on the impact of REDD+ on biodiversity. Sub-national MoE were also weak on the role of communities in REDD+

Sub-national government officials (i.e., district and commune officials) rated themselves as not being very knowledgeable about REDD+ or having been involved with REDD+ Cambodia to date. They also saw relatively little role for themselves, other than in identifying policies and measures for REDD+. Concerning their knowledge of REDD+, they were one of the least knowledgeable groups, and were especially weak on the link between CO₂ and climate change, on the role of forests, the impact on biodiversity, and the role of communities in REDD+.

Conclusions and Further Work

The surveys conducted at the beginning of the Consultation Group selection workshop and subsequent sub-national workshops have established a valuable baseline for awareness raising on REDD+ in Cambodia. These data should be used to compare the results of surveys following an awareness raising programme to establish the impact of the programme. However, for some groups, especially the private sector and the community fisheries network, efforts should be undertaken to increase the sample size by conducting the same survey at future events.

The data are also useful in helping to identify specific topics for an awareness raising campaign. Several groups, especially the community management networks, IPs, and sub-national government officials were unclear on the impact of REDD+ on biodiversity, and most groups believe that REDD+ has been under implementation in Cambodia for some time. Some groups, especially, again, the community management networks and sub-national government officials are unclear on the role of communities in REDD+ and also whether the destruction of forest is mainly due to natural causes or not. They are also not sure about whether timber harvesting can occur under REDD+.

Implications for future awareness raising events and communications are:

- Any awareness raising event involving community management networks should start with asking participants to complete the survey (but asking any who have already taken the survey at the previous workshops not to do so).
- An opportunity should be sought to expand the sample size of the private sector.
- Communications materials need to be produced and disseminated dealing with policies and measures (e.g., whether trees can be cut) under REDD+, and the impacts on biodiversity.

- Awareness raising for community management networks and IPs should focus especially on:
 - What is REDD+, as opposed to carbon conservation projects;
 - The impacts of REDD+ on biodiversity;
 - The role of communities in REDD+;
 - The causes of forest destruction; and
 - Policies and measures (including whether tree can be cut and the role of forest conservation)
- Awareness raising for sub-national government officials should focus very strongly on the link between CO₂ and climate change, on the role of forests, the impact on biodiversity, and the role of communities in REDD+.