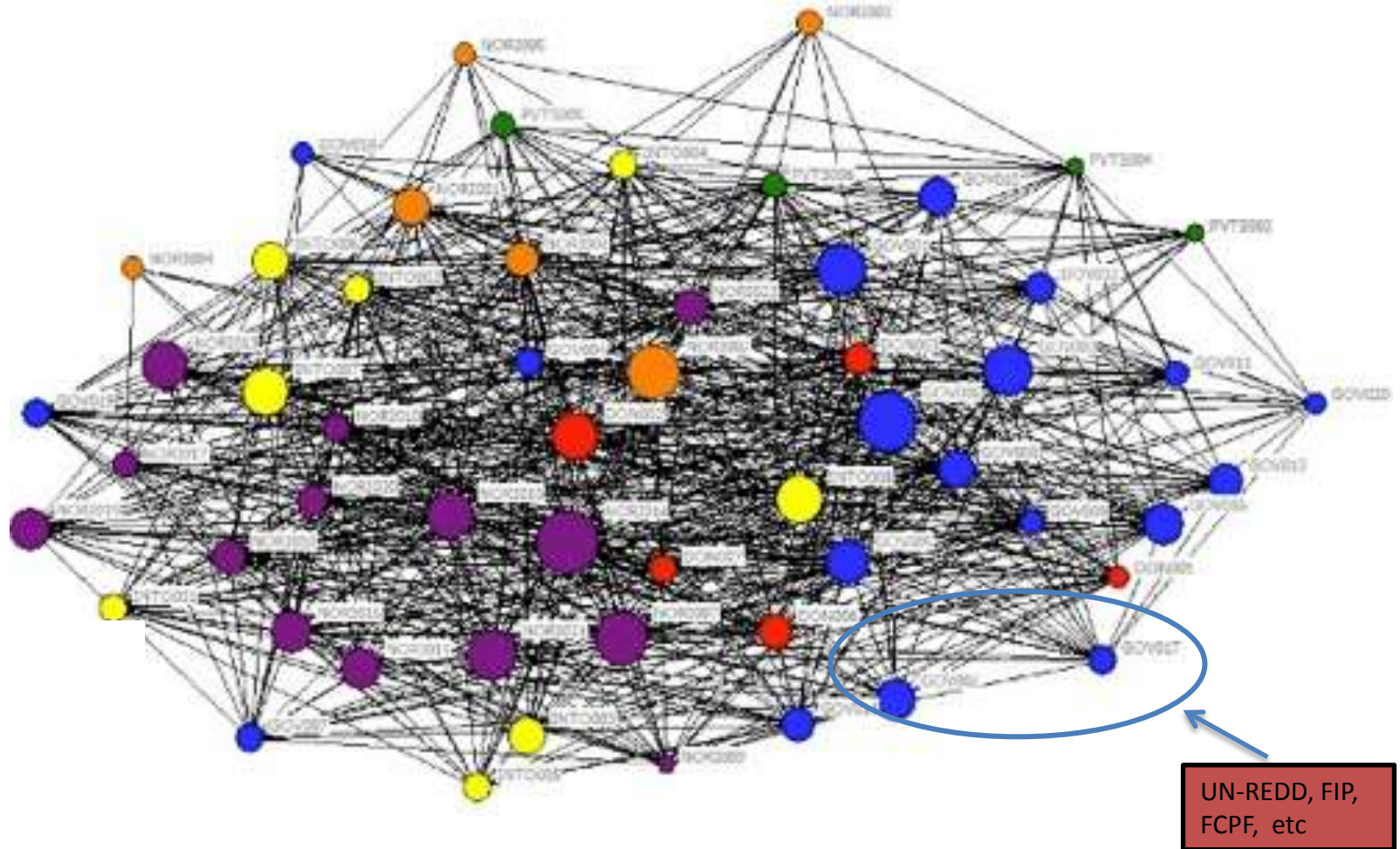
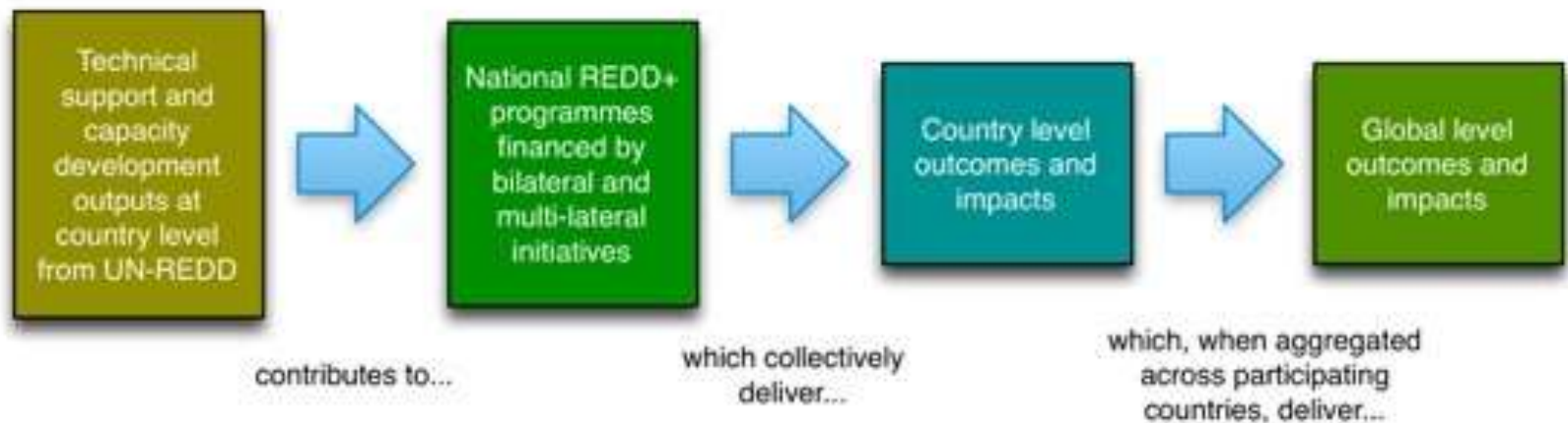


It's a complex system...and we are monitoring only a small corner...



How country level inputs and outputs contribute to national and global level outcomes and impacts



Baseline: Undertaken
Indicators: Developed
Targets: Developed
MoV: Developed
Reporting: Developed

Baseline: Not yet
Indicators: Not yet
Targets: Not yet
MoV: Not yet
Reporting: Developed

Baseline: Not yet
Indicators: Developed
Targets: Not yet
MoV: Partly developed
Reporting: Developed

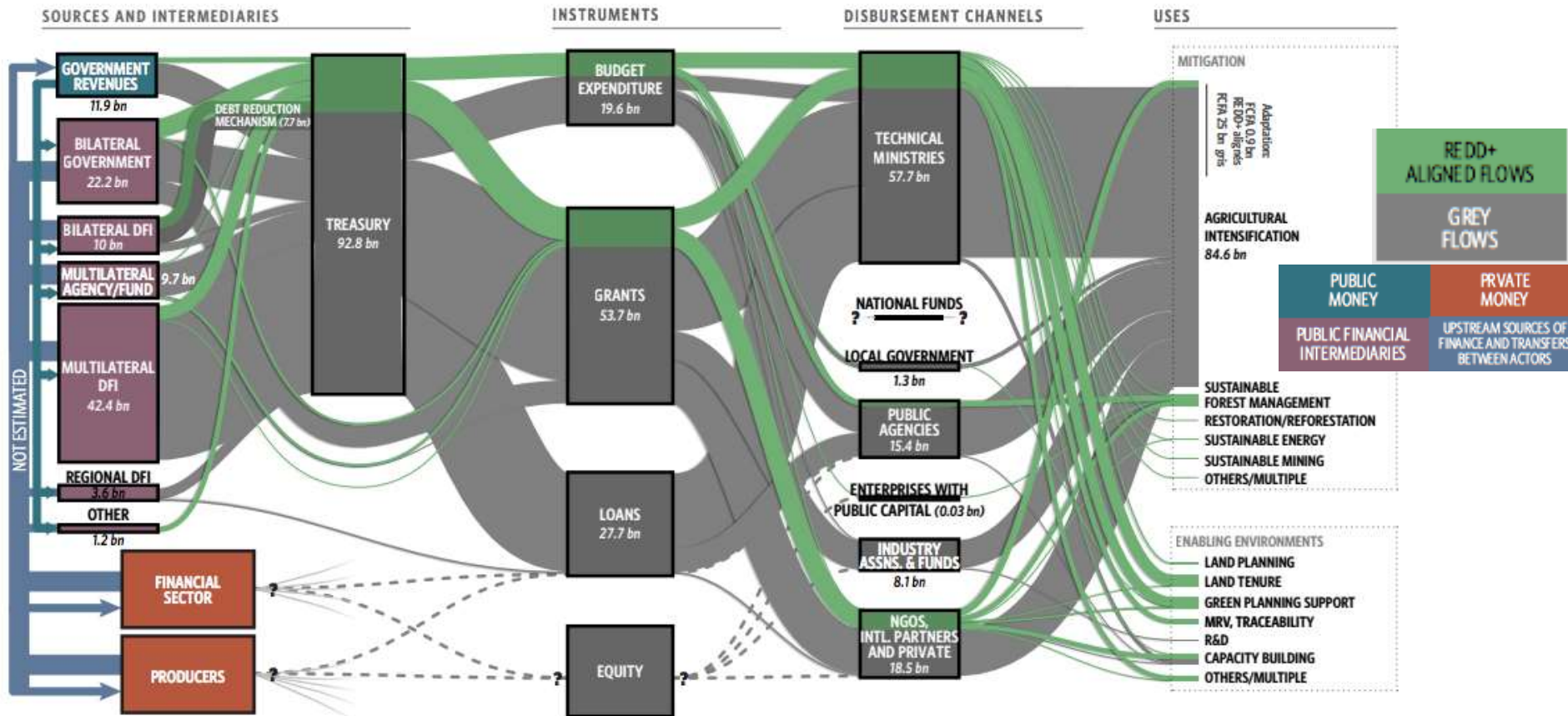
EXAMPLE – WHY WE NEED AN INCLUSIVE PROCESS?

Outcome 3: Drivers of deforestation and forest degradation are addressed through the implementation of policies and measures (results-based actions) with social and environmental safeguards addressed and respected

Indicator 2 (of 4): total finance mobilized by countries from domestic, bilateral, multilaterals sources to implement NS/AP for REDD+

THE LANDSCAPE OF REDD+ ALIGNED FINANCE IN CÔTE D'IVOIRE IN 2015

FCFA 16.8 BN REDD+ ALIGNED
 FCFA 84.2 BN TOTAL GREY FLOWS



What needs to be done

- An overall meta- results framework that captures all initiatives; country and global
- Setting up this results framework should be done through a country-driven process. This requires consultation and analysis.

What are the costs and benefits of a meta-framework?

Benefits

- Strategic alignment of interventions at country/global
- Avoid overlap, duplication and gaps
- Reducing costs
- Comprehensive M&R, including the contribution of individual programmes to higher level results
- Greater clarity for in-country stakeholders
- Compelling reporting for political and financial support
- All of this needs to be done avoiding transaction costs

Initial inputs from experts

- It is a good idea, long overdue. The proposal adds value – efficiency and effectiveness benefits
- Good opportunity to share lessons and gather momentum and enhance alignment
- First step proposed: take stock of what REDD+ complementary initiatives are doing in terms of monitoring and evaluation and identify options

Next steps.....

- Sounding out the meta-results framework with experts
- Get your feedback
- Prepare a discussion paper

STAGES OF UN-REDD MONITORING SYSTEM

Results Pathway	Indicators / Targets	Baselines	Means of Verification
Goal	✓	✗	✗
Impact	✓	✗	✗
Outcomes	✓	✗	✗
Outputs	✓	✓	✓
Inputs	✓		

Questions for discussion

- What are the benefits and potential risks associated with developing a meta-results framework?
- Can this umbrella generate alignment, harmonisation and increased efficiency / effectiveness in REDD+ initiatives and how might that be achieved?

EXAMPLE – WHY WE NEED AN INCLUSIVE PROCESS?

Outcome 1: National contributions to the mitigation of climate change through REDD+ are designed and adopted, including the provision of additional social and environmental benefits and in conformity with UNFCCC safeguards


Indicator: Anchoring of national strategies and/or action plans in development policy making institutions

Mongolia is integrating REDD+ into its Green Development Strategy, ensuring coherence with its broader development agenda

Mongolia's Green Development Strategy



REDD+ National Strategies + Action Plans



UN SDGs



Mongolia's Sust. Development Vision



Parliament approved Paris agreement



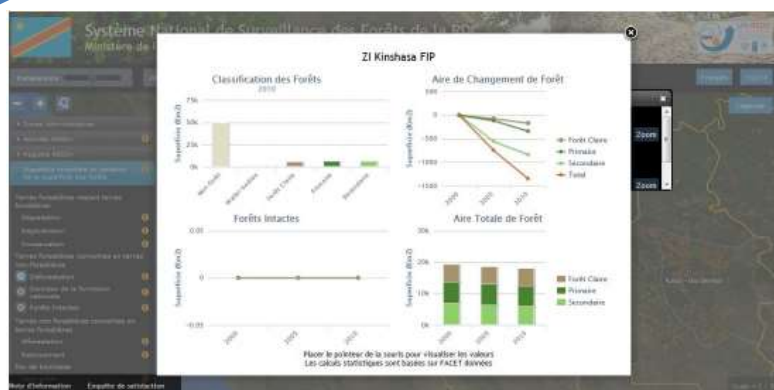
UNFCCC Paris agreement

National Action Program on CC (NAPCC)

EXAMPLE – WHY WE NEED AN INCLUSIVE PROCESS?

Outcome 2: National contributions to the mitigation of climate change through REDD+ are measured reported and verified with the necessary institutional arrangements in place

Indicator: Operational effectiveness of the national forest monitoring systems (NFMS)



NATIONAL FOREST MONITORING SYSTEM in DRC

UN-REDD
PROGRAMME



GREEN
CLIMATE
FUND



Bilateral aid

National
programs