



2018-2020 Work plan and Budget

1st Executive Board Meeting
15 - 16 June | Rome

Outline

- Overview
- Country Support
- Global Knowledge Management
- Theory of Change
- Budget



Overview

- *Dual approach to support*
- *Maximise effectiveness of resources*
- *Centered on the Programme's 2016 – 2020 Theory of Change*



Country Support

Technical assistance to 9 countries



Country Support



- ◆ Based on **2016-2020 UN-REDD Programme Strategy**
- ◆ Shift from **global** to **country** level
- ◆ Based on **comparative advantage** of each agency, making specific contributions according to their expertise and capacity
- ◆ Supports advanced countries in moving from **Readiness to REDD+ Implementation and Results-based Payments**
- ◆ Modular approach adopted; **Technical Assistance (TA) first module** to be deployed

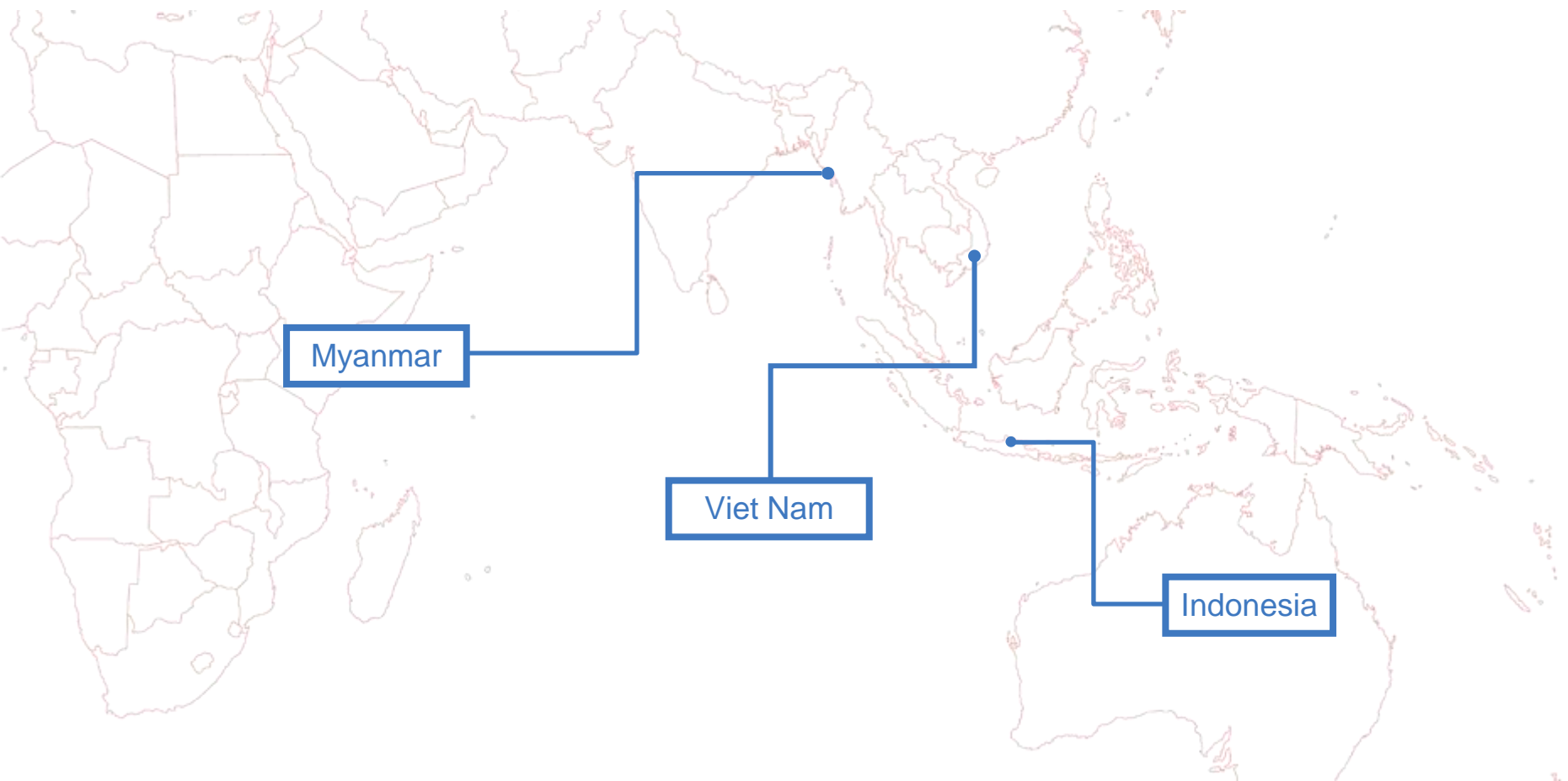
Consultation processes - work plans agreed with national counterparts



- Work plans prepared **with countries** (multi-disciplinary missions / Skype / e-mails)
- Some countries carried out a **national level consultative process**, including different governmental ministries and other stakeholders
- Planning was conducted with due consideration to the overall REDD+ framework & other national, bi-lateral, and multilateral agreements)
- -> proposed TA outputs reflect **country gaps and priority needs**

UN-REDD Technical Assistance 2018-2020

Asia and Pacific



Indonesia

Assistance package requested will address three pressing issues:



- ◆ **Fire and peatland:** legislation reviewed/renewed; fire-risk monitoring system aligned with climate vulnerability index, reduction of fire risks and fire related GHG emissions
- ◆ **Fund development:** REDD+ investment planning and operationalization of national REDD+ fund (BLU)
- ◆ **MRV:** Improvements to NFMS, including redesigning data collection and processing systems using new technology

Myanmar

TA complements ongoing National Programme; four interlinked deliverables:



- ◆ Sub-national institutional structures established that ensure **multi-stakeholder engagement** in REDD+ implementation and provide **a basis for monitoring of policies and measures**
- ◆ Increased capacity of the NFMS to **monitor effectiveness of PAMS** related to forest degradation, and to **measure emissions** from forest degradation
- ◆ **Engagement** with the private sector
- ◆ Further development of **Myanmar's SIS**

Viet Nam

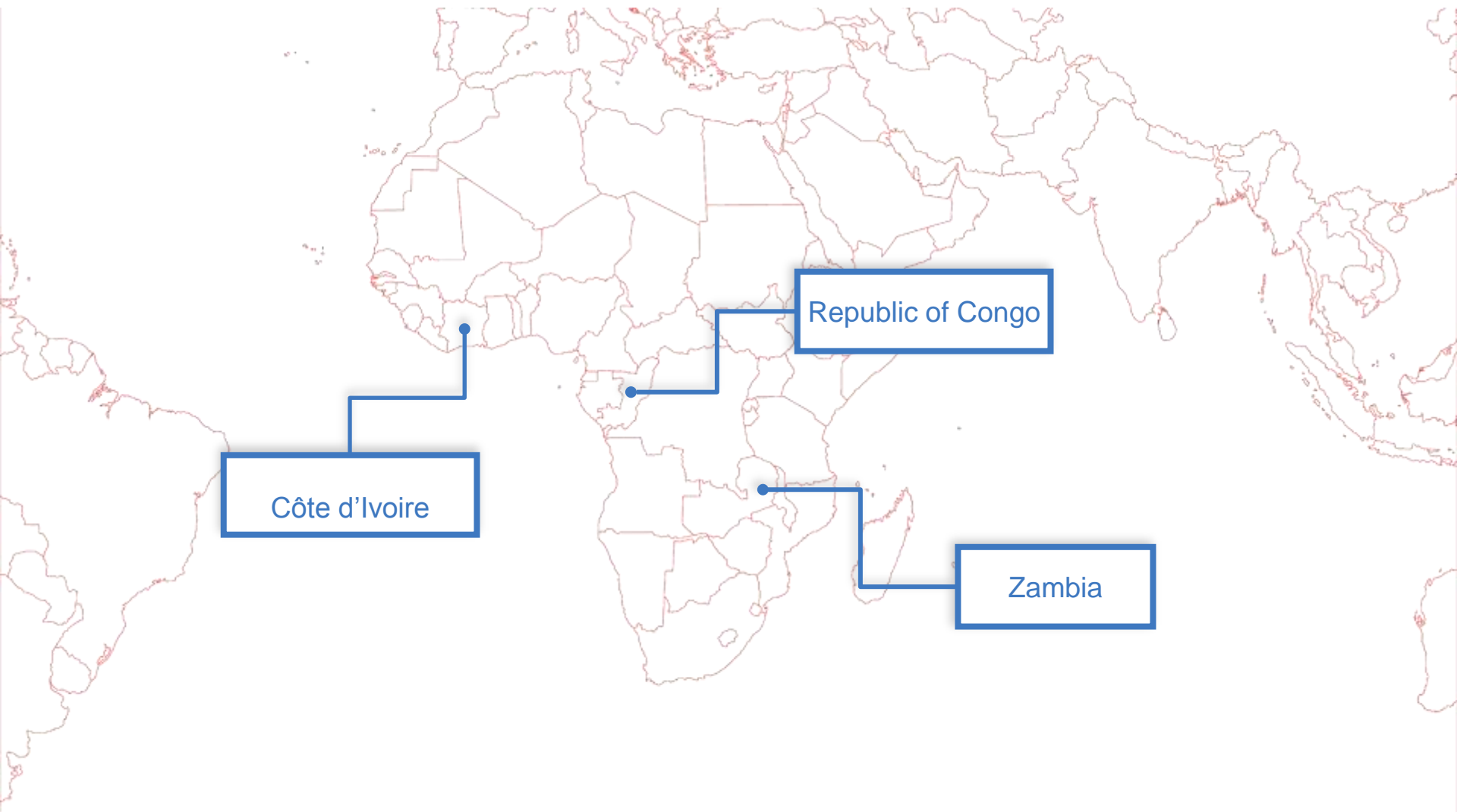
Builds on achievements of Viet Nam Phase II Programme



- ◆ **Viet Nam's experience in REDD+ used to enhance progress in readiness processes in the Mekong Sub-region (GMS)**
- ◆ **Enhanced progress in monitoring of REDD+ Policies and Measures** under the National REDD+ Action Programme (NRAP) and Provincial REDD+ Action Plans (PRAPs),
- ◆ **Implementation of Viet Nam's National REDD+ Action Programme** with full inter-sectoral coordination, including institutional capacity building and piloting of inter-sectoral implementation modalities

UN-REDD Technical Assistance 2018-2020

Africa



Côte d'Ivoire

Republic of Congo

Zambia

Côte d'Ivoire



- ◆ **Deforestation drivers linked to cocoa production** assessed in 2 gazetted forests and methodology for foresting monitoring, including community monitoring under development
- ◆ **Modified FREL** submitted to UNFCCC
- ◆ **Scoping** of necessary legal studies to ensure consistency between sectoral laws
- ◆ **Support** to quantification of emissions from fire

Republic of Congo



- ◆ **Consolidated NFMS** allowing biannual assessment of forest area changes
- ◆ **Updated FREL** submitted to UNFCCC in 2020
- ◆ **Identification of REDD+ Policy and Measures** for private sector engagement
- ◆ **Status of REDD+ results** monitored and reported
- ◆ Institutional **anchoring of GHG emission/removal reporting**

Zambia



- ◆ Consolidated **NFMS** and revised **FREL** to be submitted to **UNFCCC**
- ◆ **Resources** mobilized to implement REDD+ investment plan with gender perspective
- ◆ Updating of online **REDD+ wiki**
- ◆ Technical REDD+ **results annex** prepared
- ◆ **2 summaries** of Information on Safeguards submitted
- ◆ Civil society **platform** for REDD implementation functional
- ◆ **Mainstreaming** of REDD+ into key sectors

UN-REDD Technical Assistance 2018-2020

Latin America and Caribbean



Colombia



- ◆ Consolidates **National Forest Monitoring System** to respond to UNFCCC requirements
 - ◆ Construction of the national FREL/FRL and the technical annex to the **BUR**
 - ◆ Recommendations on the Forestry Law, including land tenure issues provided
-
- ◆ South-south **cooperation** to support Community Forestry, Sustainable Forest Management and Landscape approach
 - ◆ Multi-stakeholder participation mechanisms supported to effectively underpin **PAM implementation**
 - ◆ KM products/activities on green commodities developed (milk, meat, palm, wood)
 - ◆ Two **safeguards summaries** submitted to the UNFCCC and integrated into PAMs

Mexico



- ◆ Updates and expands **capacity** of its **NFMS & SNMRV** to respond to multiple reporting requirements FREL proposal updated and technical annex to report national resources prepared
- ◆ Options for private sector finance and inclusion of REDD in **carbon markets** in Mexico identified
- ◆ Analysis of the current **legal framework** on carbon rights
- ◆ Guidance for the preparation of **sub-national investment plans**
- ◆ **Safeguard Information System** with linkages to State-level implemented
- ◆ South-South cooperation on **forest monitoring**

Peru

Technical inputs provided to design / review NDC:



- ◆ Implementation plan for the Joint Declaration of Intent designed and technical inputs for the implementation of the **Paris Agreements**
- ◆ Protocols to implement the **National Forestry** and **Wildlife Information System**
- ◆ Technical and legal elements of the FREL identified towards **RBP**
- ◆ Benefit **distributions schemes** systematized for application in the country

Peru

Policies and measures for REDD+:

- ◆ **Stakeholder's engagement** (including private sector) for NDC implementation
- ◆ FREL and REDD+ technical annex consistent to enable evaluating **implementation** and **results** of policies and measures




Knowledge Management



KNOWLEDGE MANAGEMENT

1. Landscape approach and planning
2. Tenure & Indigenous Peoples and REDD+
3. Financing and private sector
4. Forest monitoring systems and MRV
5. Linking REDD+, the Paris Agreement, NDCs and the SDGs
6. REDD+ funding mechanisms
7. Cross-cutting & coordination

Land-use of the Future: Policy Blueprint



Source: EAT 2016 Conference – Presentation by Professor Johan Rockström, Executive Director – Stockholm Resilience Centre, and Pavan Sukhdev, Founder & CEO GIST Advisory, UN Goodwill Ambassador

Global Knowledge Management

The Global REDD+ Knowledge Management, Communications and Capacity Building Component has three main objectives:

1. Provide partner countries with a set of innovative solutions, global standards, best practices and knowledge products on key REDD+ themes, easily accessible on a knowledge platform
2. Advocate for the role of forests in climate action and sustainable development
3. Enable countries to fully embed REDD+ into the Sustainable Development Goals and the Nationally Determined Contributions

Global Knowledge Management

Principles:

- All the necessary knowledge for REDD+ now exists within UN-REDD partner countries and the agencies: Make it available where, when and how it is needed!
- Learn from successes: jurisdictions, countries, international efforts have produced progress which can be replicated/applied
- Providing policy coherence: encourage all REDD+ actors to pull in the same direction
- Communicate successes and the impact of REDD+ for sustainable development (SDGs)
- As much as possible involve all 64 partner countries in knowledge exchange and dissemination of solutions

Global Knowledge Management

Topic/area	Lead agency	Comments	Cross-cutting: Knowledge management and communications <ul style="list-style-type: none"> • Harvest knowledge from all themes and from partner countries, and share it across REDD+ and SDG constituencies • Facilitate South-South exchanges and regional learning events, and • Advocate the importance of forests for sustainable development UN Environment
Landscapes Approach: integrated landscapes management and spatial planning	FAO/ UN Environment	<i>Best practice examples from spatial planning and land-use planning across UN-REDD partner countries</i>	
Private sector engagement, public/private partnerships, and finance; focus on unlocking private finance	UN Environment	<i>Collaborate with GGGI, PAGE, TFA 2020, Green Commodities Platform, Global Environment Facility, CGF, WBCSD</i>	
Global standards and best practice on Land Tenure	FAO	<i>Map global standards and best practice compilations</i>	
Cloud-based MRV platform & online global capacity building	FAO	<i>Catalyst for national entities that are interested in receiving results-based payments from the Carbon Fund or any other source</i>	
REDD+ in overarching policy processes: the Paris Agreement, NDCs and the SDGs Best practice on engaging Indigenous Peoples in REDD+	UNDP	<i>Collaboration with Community-based REDD+; Poverty and Environment Initiative; focus on NDCs within context of SDGs, in particular the 2018 review of INDC/NDCs</i>	
Global standards and best practice on establishment of National REDD+ funding mechanisms	UNDP	<i>Collaboration with World Bank, GCF and bilateral funding for REDD+ results</i>	

THURSDAY

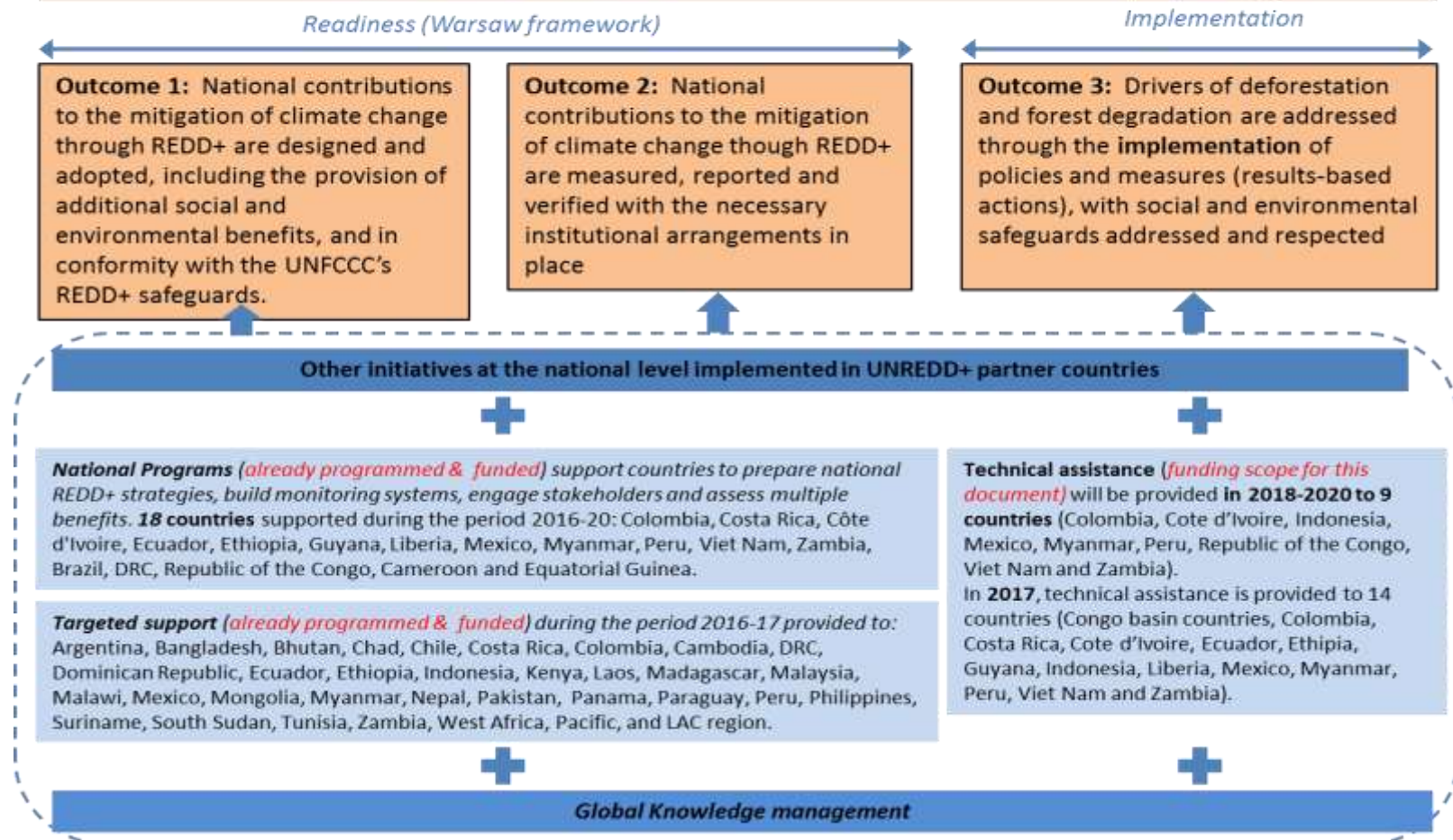
Results Pathway	Indicators / Targets		Baselines	Means of Verification
Goal	✓	✗	✗	✗
Impact	✓	✗	✗	✗
Outcomes	✓	✗	✗	✗
Outputs	✓	✓	✓	✓
Inputs	✓			

Theory of Change

Development Goal (beyond programme life):

Reduce forest emissions and enhance carbon stocks in forests, while advancing national sustainable development

Programme Impact: Countries implement actions that deliver both carbon and non-carbon benefits from forests in accordance with UNFCCC decisions



Theory of Change

UN-REDD Outcome	# country outputs	# country indicators	# KM outputs	#KM indicators
Outcome 1: National contributions to the mitigation of climate change through REDD+ are designed and adopted, including the provision of additional social and environmental benefits, and in conformity with the UNFCCC's REDD+ safeguards.	Cote d'Ivoire (1) Peru (1)	Cote d'Ivoire (3) Peru (9)	0	0
TOTAL OUTCOME 1	2	12	0	0
Outcome 2: National contributions to the mitigation of climate change through REDD+ are measured, reported and verified with the necessary institutional arrangements in place.	Cote d'Ivoire (1) Colombia (1) Indonesia (1) Mexico (2) Republic of Congo (1) Peru (1)	Cote d'Ivoire (5) Colombia (4) Indonesia (3) Mexico (6) Republic of Congo (4) Peru (1)	Forest Monitoring Systems and MRV (2)	Forest Monitoring Systems and MRV (2)
TOTAL OUTCOME 2	7	23	2	2

Theory of Change

UN-REDD Outcome	# country outputs	# country indicators	# KM outputs	#KM indicators
Outcome 3: Drivers of deforestation and forest degradation are addressed through the implementation of policies and measures (results-based actions), with social and environmental safeguards addressed and respected	Cote d'Ivoire (2) Colombia (3) Indonesia (2) Mexico (2) Myanmar (2) Rep. Congo (2) Vietnam (2) Peru (2)	<ul style="list-style-type: none"> • Cote d'Ivoire (6) • Colombia (9) • Indonesia (11) • Mexico (10) • Myanmar (14) • Rep. Congo (3) • Vietnam (9) • Peru (5) 	<ul style="list-style-type: none"> • Landscape Approach & Planning (3) • Tenure & IP (5) • Private sector financing (3) • Linking REDD+, the Paris Agreement, NDCs and the SDGs (1) • Funding mechanisms (4) 	Landscape Approach & Planning (5) Tenure & IP (17) Private sector financing (9) Linking REDD+, the Paris Agreement, NDCs and the SDGs (5) Funding mechanisms (12)
TOTAL OUTCOME 3:	17	67	16	48
Total for Outcomes 1, 2 and 3	25	102	18	50
TOTAL OUTPUTS: 43				
TOTAL INDICATORS: 152				

Budget 2018 – 2020 (US\$)

Description	2018	2019	2020	Total
Total Budget	9'323'509	9'343'668	9'391'817	28'058'994
<i>FAO</i>	3,002,309			
<i>UNDP</i>	3,616,322			
<i>UNEP</i>	2,704,879			

2018 Budget breakdown by type of support (US\$)

UN Agency	Country Support	Global KM	Total
FAO	2,127,800	874,509	3,002,309
UNDP	2,024,140	1,592,181	3,616,322
UNEP	703,979	2,000,900	2,704,879
Total	4,855,919	4,467,590	9,323,509



Thank you! Merci ! ¡Gracias!

Connect with us online:

www.un-redd.org

www.unredd.net